


Market Overview:

Indices	TV	YV	Changes	% Ch
DSE X Index	5787.5959	5813.0690	-25.47306	-0.4382%
DSE S Index	1263.6438	1272.8108	-9.16697	-0.7202%
DS30 Index	2161.7254	2178.4742	-16.74878	-0.7688%

The DSEX closed at 5787.59 points down by 25.47 points. The DSES closed at 1263.64 down by 9.16 points. The DS30 closed at 2161.72 down by 16.74 points.

Trade Overview:

Total Trade	Total Volume	Total Value In core	Total Market Cap In core	Turnover Velocity percentage
212,377	465,973,810	1485.9994	491,225.3466	76.23%

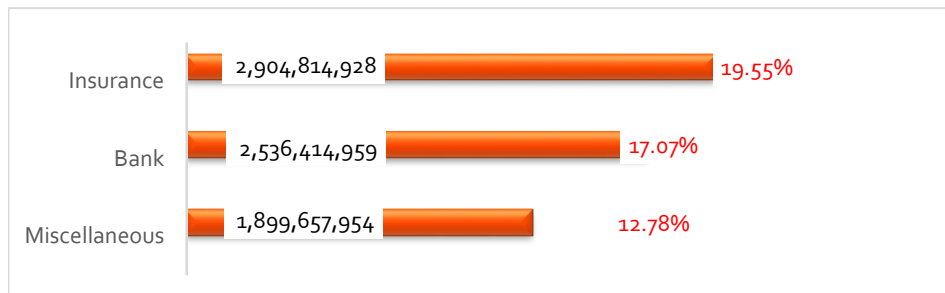
Total turnover was worth BDT 1485.99 crores. Prices of only 110 issues were increased whereas that of 188 issues were declined and the price of the rests were remained unchanged. The turnover velocity remained to 76.23%.

Daily Market Update

May 23, 2021

DAILY MARKET ANALYSIS
GRAPHS OF MAJOR INDICES
Analysis of Market Index (DSEX):

The DSE bourse continued its bearish run. The bourse finally ended up with a losing streak with 25.47 points lower than the previous day with a high trade volume & turnover.

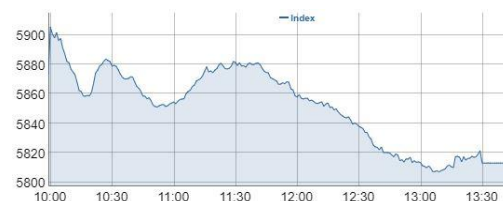
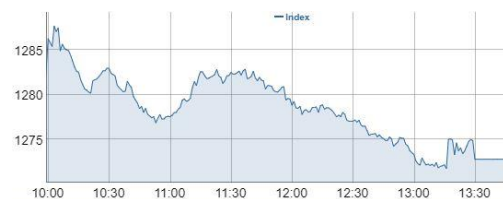
Sector Analysis:


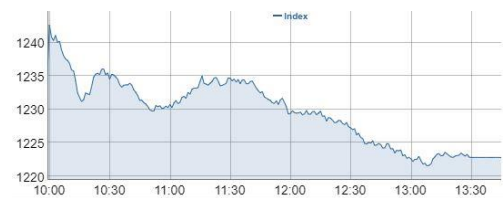
Insurance topped the chart with a total trade value of Tk. 290.48 crores which was 19.55% of the total value. **Bank** ranked second and **Miscellaneous** ranked third with total trade value of Tk. 253.64 crores (17.07%) and Tk. 189.96 crores (12.78%) respectively.

Company Analysis:

Top Three Stocks (by Value)						
Trading Codes	YCP	CloseP	Changes	Trade	Value (mn)	Volume
BEXIMCO	90.8	88.7	(2.1)	6,087	1,470.227	16,354,926
PRIMEBANK	24.1	25.9	1.8	3,122	485.267	19,132,493
SAIFPOWER	25.3	27.0	1.7	4,183	375.911	14,304,957

BEXIMCO topped the total value chart with a close price of Tk. 88.7, price change of Tk. **(-2.1)** with a trade value of 147.02 crores followed by **PRIMEBANK** Tk. 25.9, Tk. **(1.8)**, (48.52 crores) and **SAIFPOWER** Tk. Tk. 27.0, **(1.7)**, (37.59 crores).

DSEX

DSES

DS30

CDSET


Top Twenty Shares by Value

TRADING CODE	LTP*	HIGH	LOW	YCP*	CLOSEP*	TRADE	VALUE (mn)	VOLUME
BEXIMCO	88.7	92.3	88.1	90.8	88.7	6,087	1,470.23	16,354,926
PRIMEBANK	25.9	26.1	24.3	24.1	25.9	3,122	485.267	19,132,493
SAIFPOWER	27	27.3	24.9	25.3	27	4,183	375.911	14,304,957
BSCCL	182.5	184.5	171.5	169.9	182.5	3,052	366.429	2,016,238
NRBCBANK	30.8	30.8	28.7	28	30.8	2,233	338.062	11,079,293
PIONEERINS	119.2	120.3	113.2	109.4	119.2	2,993	333.705	2,807,871
GENEXIL	78.6	81.9	72.1	76	78.6	2,099	269.567	3,513,327
LANKABAFIN	34.8	35.4	34.6	35.3	34.8	3,145	257.604	7,369,607
ABBANK	13	13	12.3	12	13	3,668	253.946	19,895,805
MAKSONSPIN	18	18.3	16.8	16.7	18	2,818	248.926	14,177,931
LRBDL	45.2	45.6	41.2	41.5	45.2	5,476	247.042	5,610,361
BXPBARMA	173.4	179	172.4	177	173.4	2,946	238.153	1,364,974
ROBI	46.6	47.8	46.4	47.4	46.6	4,662	217.984	4,646,610
NFML	34.8	36.1	34.3	34.8	34.8	2,391	212.029	6,023,705
BATBC	557.1	560	550	557.8	557.1	3,737	202.685	364,713
BDFINANCE	35.5	35.6	34.5	34.8	35.5	1,974	191.268	5,432,280
CONFIDCEM	120.2	123.9	119.4	119.7	120.2	2,768	180.62	1,488,249
CITYBANK	25.5	26.6	25.3	26.3	25.5	1,765	174.533	6,775,286
CONTININS	53.4	54.4	51.8	55.4	53.4	2,364	168.884	3,172,152
NCCBANK	16.8	17.4	16.6	17.1	16.8	1,470	164.958	9,761,754

Top Twenty Shares by Volume

TRADING CODE	LTP*	HIGH	LOW	YCP*	CLOSEP*	TRADE	VALUE (mn)	VOLUME
ABBANK	13	13	12.3	12	13	3,668	253.946	19,895,805
PRIMEBANK	25.9	26.1	24.3	24.1	25.9	3,122	485.267	19,132,493
RINGSHINE	7.8	7.8	7.6	7.1	7.8	2,402	137.921	17,733,550
BEXIMCO	88.7	92.3	88.1	90.8	88.7	6,087	1,470.23	16,354,926
SAIFPOWER	27	27.3	24.9	25.3	27	4,183	375.911	14,304,957
MAKSONSPIN	18	18.3	16.8	16.7	18	2,818	248.926	14,177,931
IFIC	12.6	13.1	12.5	12.8	12.6	2,641	160.435	12,618,955
SOUTHEASTB	14.6	15.2	14.4	15	14.6	1,697	164.389	11,132,998
NRBCBANK	30.8	30.8	28.7	28	30.8	2,233	338.062	11,079,293
NCCBANK	16.8	17.4	16.6	17.1	16.8	1,470	164.958	9,761,754
EXIMBANK	11.9	12.5	11.8	12.8	11.9	1,411	108.041	8,922,879
ONEBANKLTD	11.8	12.2	11.5	12	11.8	1,113	95.306	8,043,786
LANKABAFIN	34.8	35.4	34.6	35.3	34.8	3,145	257.60	7,369,607
UCB	16.3	16.6	16.1	16.1	16.3	923	112.563	6,862,718
CITYBANK	25.5	26.6	25.3	26.3	25.5	1,765	174.533	6,775,286
KEYACOSMET	6.2	6.4	6.2	6.2	6.2	1,082	38.538	6,118,581
NFML	34.8	36.1	34.3	34.8	34.8	2,391	212.029	6,023,705
SSSTEEL	19.1	19.4	18.9	19.4	19.1	2,505	111.201	5,811,804
ALIF	9	9.2	8.7	8.9	9	1,044	51.694	5,743,388
LRBDL	45.2	45.6	41.2	41.5	45.2	5,476	247.042	5,610,361

Top Twenty Shares by Trade								
TRADING CODE	LTP*	HIGH	LOW	YCP*	CLOSEP*	TRADE	VALUE(mn)	VOLUME
BEXIMCO	88.7	92.3	88.1	90.8	88.7	6,087	1,470.23	16,354,926
LRBDL	45.2	45.6	41.2	41.5	45.2	5,476	247.042	5,610,361
ROBI	46.6	47.8	46.4	47.4	46.6	4,662	217.98	4,646,610
SAIFPOWER	27	27.3	24.9	25.3	27	4,183	375.911	14,304,957
BATBC	557.1	560	550	557.8	557.1	3,737	202.685	364,713
AB BANK	13	13	12.3	12	13	3,668	253.946	19,895,805
LANKABAFIN	34.8	35.4	34.6	35.3	34.8	3,145	257.604	7,369,607
PRIMEBANK	25.9	26.1	24.3	24.1	25.9	3,122	485.267	19,132,493
BSCCL	182.5	184.5	171.5	169.9	182.5	3,052	366.429	2,016,238
PIONEERINS	119.2	120.3	113.2	109.4	119.2	2,993	333.705	2,807,871
BXPHARMA	173.4	179	172.4	177	173.4	2,946	238.153	1,364,974
MAKSONSPIN	18	18.3	16.8	16.7	18	2,818	248.926	14,177,931
CONFIDCEM	120.2	123.9	119.4	119.7	120.2	2,768	180.62	1,488,249
AGRANINS	54.4	56.5	52	51.7	54.4	2,684	78.505	1,434,691
IFIC	12.6	13.1	12.5	12.8	12.6	2,641	160.435	12,618,955
SSSTEEL	19.1	19.4	18.9	19.4	19.1	2,505	111.201	5,811,804
DGIC	47.9	50.7	47.1	46.7	47.9	2,493	104.962	2,151,755
RINGSHINE	7.8	7.8	7.6	7.1	7.8	2,402	137.921	17,733,550
NFML	34.8	36.1	34.3	34.8	34.8	2,391	212.029	6,023,705
CONTININS	53.4	54.4	51.8	55.4	53.4	2,364	168.884	3,172,152

Sector Analysis						
Short Name	Up	Down	Unchanged	Trade Volume	Trade Value	(%)
Insurance	46	10	5	50,222,691	2,904,814,928	19.55%
Bank	7	26	2	144,834,453	2,536,414,959	17.07%
Miscellaneous	6	6	2	26,859,244	1,899,657,954	12.78%
Pharmaceutical	8	20	3	14,185,904	1,280,843,330	8.62%
Fuel&Power	8	18	0	22,466,940	1,112,198,592	7.48%
Textile	16	34	8	72,843,657	944,455,174	6.36%
Financial	6	14	5	26,473,402	803,157,911	5.40%
Telecom	4	1	0	7,217,256	682,574,576	4.59%
Engineering	11	23	11	19,418,640	574,425,628	3.87%
IT Sector	5	6	2	9,472,163	552,775,440	3.72%
Food&Allied	10	9	4	7,639,411	426,928,229	2.87%
Real Estate	2	2	0	14,996,318	396,835,061	2.67%
Mutual Funds	5	19	13	40,285,014	315,338,512	2.12%
Cement	3	3	1	3,306,806	284,914,635	1.92%
Ceramics	0	3	2	2,801,798	65,618,373	0.44%
Tannery	1	3	4	2,361,677	53,782,185	0.36%
Jute	0	2	2	23,252	10,662,190	0.07%
Travel&Leis.	0	2	0	430,368	9,333,857	0.06%
Printing	0	2	1	134,570	4,997,228	0.03%
Corpo.Bond	1	1	0	246	265,230	0.00%
Debenture	0	0	0	-	-	0.00%
Total					14,859,993,991	100.00%

Top 10 Gainers (Based on YCP & Close price)					
Instr Code	Close	High	Low	YCP	%CHG
AMANFEED	35.2	35.2	32.6	32	10
NRBCBANK	30.8	30.8	28.7	28	10
PARAMOUNT	89.2	89.2	80	81.1	9.9877
ACFL	32.3	32.3	29.1	29.4	9.8639
RINGSHINE	7.8	7.8	7.6	7.1	9.8592
PIONEERINS	119.2	120.3	113.2	109.4	8.958
LRBDL	45.2	45.6	41.2	41.5	8.9157
SALVOCHEM	14.1	14.2	13	13	8.4615
ABBANK	13	13	12.3	12	8.3333
PRAGATIINS	75.4	76.3	70.3	69.6	8.3333

Top 10 losers (Based on YCP & Close price)					
Instr Code	Close	High	Low	YCP	%CHG
EXIMBANK	11.9	12.5	11.8	12.8	-7.03
TRUSTBANK	32	33.6	31	33.6	-4.76
TOSRIFA	15	15.80	15	15.40	-4.55
TALLUSPIN	4.4	4.5	4.3	4.6	-4.35
PRIME1ICBA	7.4	7.7	7.3	7.7	-3.90
CONTININS	53.4	54.4	51.8	55.4	-3.61
GBBPOWER	35	36	34	36.10	-3.60
ICBSONALI1	8.60	9	9	8.90	-3.37
ISLAMIBANK	29	29.90	29	30.20	-3.31
TUNGHAI	3	3	3	3.20	-3.13

Top 10 Gainers (Based on Open Price & LTD)					
Instr Code	Open	High	Low	LTP	%CHG
PARAMOUNT	81.3	89.2	80	89.2	9.7171
BNICL	134	148.8	134	147	9.7015
ACFL	29.7	32.3	29.1	32.3	8.7542
SALVOCHEM	13	14.2	13	14.1	8.4615
AMANFEED	32.6	35.2	32.6	35.2	7.9755
LRBDL	42	45.6	41.2	45.2	7.619
STANDARINS	52.9	57.2	52.8	56.8	7.3724
MAKSONSPIN	16.8	18.3	16.8	18	7.1429
NHFIL	41	44.3	40.2	43.9	7.0732
PRAGATIINS	70.7	76.3	70.3	75.4	6.6478

Top 10 losers (Based on Open Price & LTD)					
Instr Code	Open	High	Low	LTP	%CHG
DULAMIACOT	46	46	42.3	42.3	-8.04
TOSRIFA	15.8	15.8	15	15	-6.96
TRUSTBANK	33.2	33.6	31.00	31	-6.02
PRIME1ICBA	7.7	7.7	7	7.30	-5.19
UNIONCAP	7.8	7.8	7	7	-5.13
GPHISPAT	36.5	36.8	35	34.70	-4.93
EXIMBANK	12.5	12.5	11.8	11.9	-4.80
ICBAMCL2ND	9.2	9.2	9	9	-4.35
SHYAMPSUG	50.5	50.9	48.1	48.4	-4.16
GBBPOWER	36.2	36.3	34.2	34.8	-3.87

Block Trade					
Instr Code	Max Price	Min Price	Trades	Quantity	Value(In Mn)
1JANATAMF	6.1	6.1	1	11080867	67.593
ACFL	27.8	27.8	1	35000	0.973
BATBC	598.6	550	5	16985	9.828
BDTHAI	25.2	25.2	1	20000	0.504
BEACONPHAR	126	121	2	65000	8.04
BNICL	137	137	1	39000	5.343
BRACBANK	47.3	46.6	2	33672	1.583
BSCCL	175	169.7	2	420000	71.38
BSRMLTD	80	80	2	25000	2
CVOPRL	115	115	1	9000	1.035
DACCADYE	13.7	13	4	240000	3.155
DBH	73	72.6	2	13888	1.011
DHAKABANK	15.8	15.8	1	200000	3.16
DHAKAINS	78.5	78.5	1	24000	1.884
EGEN	56.6	56.6	1	10000	0.566
GENEXIL	75	73	3	150000	11.18
IDLC	61	61	1	1500000	91.5
KARNAPHULI	44	44	1	34000	1.496
KPCL	42.2	42.2	1	80000	3.376
KTL	13.4	13.4	1	44500	0.596
LANKABAFIN	32	32	1	50000	1.6
LEGACYFOOT	62.8	62.8	1	17000	1.068
LINDEBD	1310	1310	1	100000	131
LRBDL	44.9	44.9	1	31000	1.392
MERCINS	55.2	55.2	1	10920	0.603
NFML	37	37	1	32250	1.193
NORTHERN	296.5	296.5	1	1687	0.5

Block Trade						
Instr Code	Max Price	Min Price	Trades	Quantity	Value(In Mn)	
NPOLYMAR	56	51	2	50944	2.803	
NRBCBANK	30.2	26.1	14	1282999	38.033	
OLYMPIC	156.3	156.3	1	3840	0.6	
PARAMOUNT	82	82	1	10000	0.82	
PRAGATIINS	71	67.6	3	55000	3.834	
PRAGATILIF	80	79.5	2	15500	1.237	
PRIMEBANK	25.1	25.1	1	200000	5.02	
PROGRESLIF	107.1	107.1	1	4692	0.503	
PROVATIINS	184	184	1	200000	36.8	
RDFOOD	29	29	1	400000	11.6	
RENATA	1325	1325	1	520000	689	
ROBI	49.2	47.4	3	64700	3.164	
RUPALILIFE	73.5	70.8	2	25000	1.797	
SAMATALETH	96.3	96.3	1	5200	0.501	
STANDARINS	56	56	1	25000	1.4	
SUMITPOWER	45.3	45.3	1	5000000	226.5	
SUNLIFEINS	27	27	1	19000	0.513	
				78	22165644	1447.683

Price Matrix (23.05.2021)

#	TRADING CODE	LTP*	HIGH	LOW	CLOSEP*	YCP*	CHANGE	TRADE	VALUE (mn)	VOLUME
1	1JANATAMF	6.0	6.1	6.0	6.0	6.1	-0.1	87	3.95	651,573
2	1STPRIMFMF	19.3	19.7	19.2	19.3	19.6	-0.3	235	6.80	350,350
3	AAMRANET	38.7	39.8	38.6	38.9	39.5	-0.8	253	5.37	137,677
4	AAMRATECH	25.3	25.5	25.2	25.3	25.5	-0.2	34	0.69	27,329
5	ABB1STMF	6.1	6.3	6.1	6.1	6.2	-0.1	135	10.08	1,633,408
6	ABBANK	13.0	13.0	12.3	13.0	12.0	1.0	3,668	253.95	19,895,805
7	ACFL	32.3	32.3	29.1	32.3	29.4	2.9	748	46.86	1,470,706
8	ACI	255.2	258.0	249.6	255.2	254.6	0.6	630	25.17	99,954
9	ACIFORMULA	120.7	121.5	117.2	120.7	118.6	2.1	78	2.30	19,296
10	ACMELAB	69.5	71.5	69.5	69.6	70.5	-1.0	222	7.99	114,395
11	ACTIVEFINE	16.3	16.6	16.1	16.3	16.5	-0.2	491	14.324	879,920
12	ADNTEL	50.7	51.6	47.4	50.7	47.7	3.0	1,094	59.28	1,197,052
13	ADVENT	21.1	21.1	21.1	21.1	21.5	-0.4	12	0.18	8,413
14	AFCAGRO	15.9	16.5	15.8	15.9	16.1	-0.2	83	1.619	101,954
15	AFTABAUTO	24.7	25.3	24.3	24.7	24.8	-0.1	145	1.77	71,571
16	AGNISYSL	18.2	18.5	17.9	18.2	18.2	0.0	217	11.867	654,664
17	AGRANINS	54.4	56.5	52.0	54.4	51.7	2.7	2,684	78.505	1,434,691
18	AIBL1STIMF	10.8	10.8	10.5	10.8	10.6	0.2	350	19.324	1,807,472
19	AIL	23.3	23.7	23.3	23.3	23.7	-0.4	144	3.889	166,467
20	AL-HAJTEX	36.8	37.2	36.6	36.8	37.2	-0.4	197	4.061	110,368
21	ALARABANK	23.1	23.3	23.0	23.1	23.1	0.0	232	18.4	798,484
22	ALIF	9.0	9.2	8.7	9.0	8.9	0.1	1,044	51.694	5,743,388
23	ALLTEX	9.3	9.6	9.1	9.3	9.0	0.3	173	2.335	248,887
24	AMANFEED	35.2	35.2	32.6	35.2	32.0	3.2	1,264	65.901	1,920,335
25	AMBEEPHA	411.0	414.9	409.2	410.8	414.8	-3.8	74	2.837	6,905
26	AMCL(PRAN)	192.8	192.8	187.0	190.9	191.0	1.8	37	0.696	3,655
27	ANLIMAYARN	33.4	33.9	33.0	33.4	33.8	-0.4	314	7.20	215,949
28	ANWARGALV	128.8	133.0	123.0	128.8	122.1	6.7	1,169	35.479	277,697
29	AOL	47.5	48.6	46.8	47.5	47.3	0.2	917	28.767	604,976
30	APEXFOODS	123.0	124.3	120.4	123.7	123.0	0.0	157	4.172	33,853
31	APEXFOOT	219.3	219.4	219.3	219.3	219.4	-0.1	34	0.52	2,370
32	APEXSPINN	0.0	0.0	0.0	130.7	130.7	--	0	0	0
33	APEXTANRY	106.9	106.9	106.9	106.9	106.9	0.0	1	0.214	2,000
34	APOLOISPAT	6.8	6.9	6.7	6.8	6.8	0.0	499	12.672	1,870,010
35	ARAMIT	253.9	261.9	253.9	255.2	256.1	-2.2	115	1.74	6,789
36	ARAMITCEM	32.5	33.9	31.0	32.3	31.7	0.8	618	9.813	304,276
37	ARGONDENIM	18.5	19.0	18.5	18.5	18.8	-0.3	163	12.078	652,038
38	ASIAINS	107.2	112.9	105.8	107.2	107.2	0.0	1,217	53.529	489,425
39	ASIAPACINS	65.5	67.5	65.1	65.5	65.0	0.5	1,221	64.45	971,964
40	ATCSLGF	10.2	10.4	10.1	10.2	10.2	0.0	95	2.48	243,357
41	ATLASBANG	109.4	111.9	109.4	110.0	109.8	-0.4	19	0.24	2,158
42	AZIZPIPES	97.5	97.5	97.5	97.5	97.5	0.0	4	0.03	311
43	BANGAS	116.9	116.9	116.9	116.9	116.9	0.0	6	0.02	154
44	BANKASIA	17.1	17.3	16.8	17.1	17.5	-0.4	116	4.39	257,342
45	BARKAPOWVER	26.2	26.6	26.1	26.2	26.5	-0.3	578	20.12	764,712
46	BATASHOE	693.2	693.2	693.2	693.2	693.2	0.0	3	0.02	28
47	BATBC	557.1	560.0	550.0	557.1	557.8	-0.7	3,737	202.685	364,713
48	BAYLEASING	26.8	27.3	26.6	26.8	27.1	-0.3	450	30.10	1,118,431
49	BBS	16.1	16.2	16.0	16.1	16.1	0.0	106	2.25	140,300
50	BBSCABLES	54.6	55.0	54.6	54.6	54.6	0.0	309	12.74	233,251

Price Matrix (23.05.2021)

#	TRADING CODE	LTP*	HIGH	LOW	CLOSEP*	YCP*	CHANGE	TRADE	VALUE (mn)	VOLUME
51	BDAUTOCA	147.3	147.3	147.3	147.3	147.3	0.0	4	0.01	56
52	BDCOM	23.0	23.4	22.4	23.0	22.9	0.1	279	8.48	370,647
53	BDFINANCE	35.5	35.6	34.5	35.5	34.8	0.7	1,974	191.27	5,432,280
54	BDLAMPS	162.2	165.0	160.5	162.2	162.8	-0.6	363	9.89	60,818
55	BDSERVICE	0.0	0.0	0.0	5.2	5.2	--	0	0.00	0
56	BDTHAI	23.0	23.5	22.7	23.0	23.3	-0.3	1,290	51.65	2,239,458
57	BDWELDING	16.5	16.9	16.0	16.2	16.7	-0.2	112	1.206	73,887
58	BEACHHATCH	12.9	13.2	12.9	12.9	13.1	-0.2	40	0.42	32,275
59	BEACONPHAR	119.7	122.5	116.7	119.7	121.2	-1.5	918	54.02	453,644
60	BENGALWTL	17.0	17.2	17.0	17.0	17.3	-0.3	73	2.12	124,719
61	BERGERPBL	1,752.8	1,769.7	1,750.0	1,752.8	1,749.7	3.1	171	7.30	4,164
62	BEXIMCO	88.7	92.3	88.1	88.7	90.8	-2.1	6,087	1,470.23	16,354,926
63	BGIC	47.0	47.6	46.6	47.0	46.3	0.7	762	33.579	713,584
64	BIFC	4.2	4.3	4.2	4.2	4.2	0.0	11	0.032	7,615
65	BNICL	147.0	148.8	134.0	143.4	136.4	10.6	273	22.81	161,277
66	BPML	40.0	40.5	40.0	40.0	40.3	-0.3	184	4.81	120,079
67	BRACBANK	47.0	49.1	46.3	47.0	47.6	-0.6	604	35.91	759,868
68	BSC	41.6	42.0	41.3	41.6	41.5	0.1	267	9.597	229,945
69	BSCCL	182.5	184.5	171.5	182.5	169.9	12.6	3,052	366.429	2,016,238
70	BSRMLTD	75.5	77.5	74.6	75.5	76.3	-0.8	206	8.25	108,582
71	BSRMSTEEL	48.4	50.3	48.2	48.5	49.6	-1.2	143	4.391	89,649
72	BXPBARMA	173.4	179.0	172.4	173.4	177.0	-3.6	2,946	238.153	1,364,974
73	BXSYNTH	0.0	0.0	0.0	8.4	8.4	--	0	0	0
74	CAPMBDBLMF	9.8	9.9	9.7	9.8	9.8	0.0	142	5.042	513,725
75	CAPMIBBLMF	21.8	22.4	21.6	21.8	22.0	-0.2	307	10.303	470,383
76	CENTRALINS	60.8	62.5	60.7	60.8	59.8	1.0	973	36.189	586,944
77	CENTRALPHL	11.6	11.6	11.6	11.6	11.8	-0.2	80	4.60	396,202
78	CITYBANK	25.5	26.6	25.3	25.5	26.3	-0.8	1,765	174.533	6,775,286
79	CITYGENINS	41.7	42.5	40.9	41.7	40.6	1.1	1,824	111.27	2,661,331
80	CNATEX	2.4	2.5	2.3	2.4	2.4	0.0	218	3.562	1,482,943
81	CONFIDCEM	120.2	123.9	119.4	120.2	119.7	0.5	2,768	180.62	1,488,249
82	CONTININS	53.4	54.4	51.8	53.4	55.4	-2.0	2,364	168.884	3,172,152
83	COPPERTECH	19.4	20.1	19.4	19.4	19.7	-0.3	245	6.566	336,975
84	CRYSTALINS	61.5	64.5	61.0	61.5	60.8	0.7	1,597	83.284	1,328,505
85	CVOPRL	0.0	0.0	0.0	115.4	115.4	--	0	0	0
86	DACCADYE	14.3	14.3	13.7	14.3	13.0	1.3	373	22.22	1,560,037
87	DAFODILCOM	54.3	56.0	53.4	53.5	54.0	0.3	87	2.358	44,013
88	DBH	80.6	80.6	80.6	80.6	80.6	0.0	47	0.727	9,026
89	DBH1STMF	7.4	7.4	7.3	7.4	7.4	0.0	84	2.38	321,598
90	DELTA LIFE	78.9	79.5	77.5	78.5	79.5	-0.6	163	9.119	116,079
91	DELTA SPINN	10.0	10.2	9.4	10.0	9.5	0.5	951	46.236	4,679,196
92	DESCO	33.2	33.7	33.2	33.2	33.7	-0.5	80	1.7	50,988
93	DESHBANDHU	10.7	10.7	10.7	10.7	10.9	-0.2	28	0.695	64,915
94	DGIC	47.9	50.7	47.1	47.9	46.7	1.2	2,493	104.962	2,151,755
95	DHAKABANK	14.8	15.0	14.6	14.8	15.0	-0.2	644	61.758	4,172,860
96	DHAKAINS	82.1	84.5	78.5	82.1	77.0	5.1	1,896	99.92	1,209,116
97	DOMINAGE	23.4	24.0	23.2	23.4	23.6	-0.2	668	21.679	920,221
98	DOREENPWR	62.7	63.0	62.0	62.7	63.1	-0.4	298	10.075	161,631
99	DSHGARME	130.6	132.5	126.2	129.2	127.3	3.3	186	3.457	26,764
100	DSSL	12.0	12.1	11.7	12.0	11.9	0.1	965	35.209	2,954,895

Price Matrix (23.05.2021)

#	TRADING CODE	LTP*	HIGH	LOW	CLOSEP*	YCP*	CHANGE	TRADE	VALUE (mn)	VOLUME
101	DULAMIACOT	42.3	46.0	42.3	42.3	43.1	-0.8	38	0.263	6,139
102	DUTCHBANGL	59.0	60.0	58.7	59.0	60.0	-1.0	406	9.429	159,640
103	EASTERNINS	122.6	126.0	120.0	122.6	120.7	1.9	245	11.969	97,175
104	EASTLAND	33.3	34.1	33.0	33.3	33.4	-0.1	823	50.368	1,506,680
105	EASTRN LUB	1,193.4	1,209.8	1,187.8	1,193.4	1,198.1	-4.7	239	3.67	3,073
106	EBL	34.4	34.9	33.7	34.2	34.2	0.2	212	12.228	359,029
107	EBL1STMF	7.1	7.1	7.0	7.1	7.1	0.0	65	1.52	214,102
108	EBLNRBMF	6.1	6.2	6.1	6.1	6.1	0.0	109	6.04	988,099
109	ECABLES	140.1	140.1	140.1	140.1	140.1	0.0	3	0.035	250
110	EGEN	59.3	62.0	56.3	59.3	57.7	1.6	2,155	155.97	2,633,948
111	EHL	42.9	43.7	42.1	43.3	42.9	0.0	93	3.06	71,308
112	EIL	35.4	35.8	34.2	35.4	34.1	1.3	2,266	119.587	3,384,880
113	EMERALDOIL	21.2	21.5	20.1	21.2	20.4	0.8	222	5.15	247,198
114	ENVOYTEX	22.8	23.4	22.8	23.0	23.5	-0.7	65	1.364	59,105
115	EPGL	46.1	46.5	44.0	46.1	44.4	1.7	1,874	59.55	1,305,735
116	ESQUIRENIT	24.9	25.0	24.9	24.9	25.4	-0.5	79	3.131	125,650
117	ETL	8.4	8.4	8.4	8.4	8.5	-0.1	26	0.972	115,660
118	EXIM1STMF	6.7	6.8	6.6	6.7	6.7	0.0	159	9.24	1,378,932
119	EXIMBANK	11.9	12.5	11.8	11.9	12.8	-0.9	1,411	108.041	8,922,879
120	FAMILYTEX	2.8	2.9	2.7	2.8	2.8	0.0	135	1.957	698,454
121	FARCHEM	9.0	9.0	9.0	9.0	9.1	-0.1	34	0.42	46,685
122	FAREASTFIN	4.2	4.3	4.2	4.2	4.2	0.0	75	1.425	338,345
123	FAREASTLIF	47.4	48.5	46.7	47.4	46.5	0.9	146	3.225	68,063
124	FASFIN	5.5	5.7	5.4	5.5	5.6	-0.1	293	6.082	1,098,562
125	FBFIF	5.4	5.6	5.4	5.4	5.5	-0.1	173	8.785	1,606,118
126	FEDERALINS	32.0	32.9	31.6	32.0	32.0	0.0	1,199	52.216	1,613,598
127	FEKDIL	10.4	10.7	10.2	10.4	10.5	-0.1	306	9.646	931,626
128	FINEFOODS	46.1	46.6	45.7	46.1	46.7	-0.6	446	12.168	264,082
129	FIRSTFIN	7.3	7.3	7.1	7.3	7.2	0.1	91	2.273	312,519
130	FIRSTSBANK	10.7	10.9	10.6	10.7	10.9	-0.2	1,228	59.868	5,582,223
131	FORTUNE	22.3	22.6	21.5	22.3	21.8	0.5	1,076	51.244	2,331,637
132	FUWANGCER	10.6	10.9	10.5	10.6	10.9	-0.3	331	7.38	692,311
133	FUWANGFOOD	14.7	15.0	14.4	14.7	14.6	0.1	397	14.345	980,384
134	GBBPOWER	34.8	36.3	34.2	34.8	36.1	-1.3	1,539	123.418	3,526,872
135	GEMINISEA	144.3	144.3	144.3	144.3	144.3	0.0	8	0.063	434
136	GENEXIL	78.6	81.9	72.1	78.6	76.0	2.6	2,099	269.567	3,513,327
137	GENNEXT	4.5	4.6	4.4	4.5	4.5	0.0	287	10.923	2,426,904
138	GHAIL	14.5	14.7	14.3	14.5	14.5	0.0	340	8.474	589,184
139	GHCL	29.4	30.0	29.4	29.4	30.0	-0.6	54	0.572	19,464
140	GLOBALINS	46.6	48.0	46.0	46.6	46.2	0.4	1,214	50.086	1,062,706
141	GOLDENSON	14.9	15.1	13.8	14.9	14.0	0.9	868	29.72	2,038,998
142	GP	340.0	343.0	337.8	340.0	339.1	0.9	388	23.618	69,708
143	GPHISPAT	34.7	36.8	34.5	34.7	34.3	0.4	1,572	86.618	2,470,268
144	GQBALLPEN	123.3	125.0	119.0	123.3	124.4	-1.1	463	9.456	77,369
145	GRAMEENS2	16.8	17.0	16.7	16.8	16.8	0.0	185	7.919	471,327
146	GREENELMF	7.7	7.8	7.6	7.7	7.7	0.0	120	5.761	749,378
147	GREENELT	67.4	69.0	66.4	67.4	66.2	1.2	635	37.242	549,238
148	GSPFINANCE	17.3	17.9	17.2	17.3	17.7	-0.4	625	21.937	1,257,960
149	HAKKANIPUL	0.0	0.0	0.0	74.0	74.0	--	0	0	0
150	HEIDELCEM	264.7	275.0	263.0	265.3	271.9	-7.2	204	9.695	36,268

Price Matrix (23.05.2021)

#	TRADING CODE	LTP*	HIGH	LOW	CLOSEP*	YCP*	CHANGE	TRADE	VALUE (mn)	VOLUME
151	HFL	15.7	16.0	15.7	15.7	16.0	-0.3	96	1.661	105,666
152	HRTEX	38.5	39.3	38.1	38.5	38.8	-0.3	217	4.961	128,745
153	HWAWELLTEX	34.5	34.6	34.3	34.5	35.1	-0.6	9	0.038	1,100
154	IBNSINA	242.1	244.5	241.2	242.3	241.6	0.5	73	1.821	7,517
155	IBP	16.5	16.8	16.5	16.5	16.8	-0.3	269	10.195	616,985
156	ICB	96.1	97.9	95.1	96.1	97.7	-1.6	383	9.932	102,761
157	ICB3RDNRB	6.5	6.6	6.4	6.5	6.6	-0.1	54	1.772	273,307
158	ICBAGRANI1	8.5	8.6	8.4	8.5	8.5	0.0	8	0.229	27,010
159	ICBAMCL2ND	8.8	9.2	8.8	8.9	9.1	-0.3	36	1.03	115,366
160	ICBEPMF1S1	7.1	7.3	7.1	7.2	7.3	-0.2	16	0.195	27,100
161	ICBIBANK	4.0	4.1	3.9	3.9	4.0	0.0	243	1.042	264,788
162	ICBSONALI1	8.6	8.9	8.5	8.6	8.9	-0.3	37	0.434	50,337
163	IDLC	60.9	62.0	60.0	60.9	60.0	0.9	235	15.151	250,458
164	IFADAUTOS	45.8	46.8	45.6	45.8	45.9	-0.1	458	19.226	418,374
165	IFIC	12.6	13.1	12.5	12.6	12.8	-0.2	2,641	160.435	12,618,955
166	IFIC1STMF	6.3	6.4	6.2	6.3	6.3	0.0	123	4.691	745,902
167	IFILISLMF1	6.4	6.5	6.4	6.5	6.5	-0.1	27	0.404	62,592
168	ILFSL	4.9	5.0	4.8	4.9	5.0	-0.1	187	3.584	731,631
169	IMAMBUTTON	22.5	22.7	21.2	22.5	20.8	1.7	98	1.136	50,770
170	INDEXAGRO	93.0	97.0	91.2	93.0	88.2	4.8	1,960	81.216	857,638
171	INTECH	39.0	40.3	38.4	39.0	39.6	-0.6	593	16.948	433,481
172	INTRACO	16.0	16.4	15.9	16.0	16.3	-0.3	408	11.161	694,204
173	IPDC	25.5	26.0	25.5	25.5	26.0	-0.5	144	6.058	236,945
174	ISLAMIBANK	29.2	29.9	29.1	29.2	30.2	-1.0	742	27.849	947,649
175	ISLAMICFIN	18.1	18.5	18.0	18.1	18.5	-0.4	195	7.588	416,564
176	ISLAMIINS	57.3	59.6	56.7	57.3	56.7	0.6	944	50.174	862,549
177	ISNLTD	36.7	37.1	36.0	36.7	36.7	0.0	212	4.04	110,783
178	ITC	34.3	34.5	33.5	34.3	34.1	0.2	280	6.453	189,242
179	JAMUNABANK	19.2	19.7	18.5	19.2	19.5	-0.3	367	25.409	1,328,095
180	JAMUNAOIL	161.5	161.6	159.8	161.0	160.6	0.9	71	5.701	35,534
181	JANATAINS	42.1	43.4	41.4	42.1	41.9	0.2	656	38.065	897,243
182	JMISMDL	330.3	334.0	329.9	330.3	330.4	-0.1	233	9.063	27,433
183	JUTESPINN	98.3	99.0	98.0	98.3	98.3	0.0	16	0.078	790
184	KARNAPHULI	41.6	43.3	40.7	41.6	42.2	-0.6	1,562	92.052	2,173,196
185	KAY&QUE	207.4	207.4	207.4	207.4	207.4	0.0	1	0.002	9
186	KBPPWBIL	8.2	8.3	8.1	8.2	8.2	0.0	122	1.982	241,313
187	KDSALTD	44.5	44.7	43.8	44.0	43.7	0.8	128	2.616	59,376
188	KEYACOSMET	6.2	6.4	6.2	6.2	6.2	0.0	1,082	38.538	6,118,581
189	KOHINOOR	472.8	472.8	472.8	472.8	472.8	0.0	1	0.002	4
190	KPCL	42.2	42.2	42.2	42.2	43.0	-0.8	69	1.928	45,696
191	KPPL	12.9	12.9	12.9	12.9	13.1	-0.2	25	0.187	14,490
192	KTL	13.3	13.3	13.3	13.3	13.5	-0.2	97	17.932	1,348,272
193	LANKABAFIN	34.8	35.4	34.6	34.8	35.3	-0.5	3,145	257.604	7,369,607
194	LEGACYFOOT	62.9	62.9	62.9	62.9	62.9	0.0	10	0.216	3,440
195	LHBL	56.5	57.1	56.3	56.5	56.8	-0.3	1,283	76.254	1,347,289
196	LIBRAINFU	557.1	560.2	552.7	557.1	559.8	-2.7	161	1.241	2,231
197	LINDEBD	1,294.4	1,314.9	1,290.2	1,294.4	1,300.6	-6.2	135	9.405	7,261
198	LRBDL	45.2	45.6	41.2	45.2	41.5	3.7	5,476	247.042	5,610,361
199	LRGLOBMF1	7.3	7.5	7.3	7.3	7.4	-0.1	85	6.287	857,585
200	MAKSONSPIN	18.0	18.3	16.8	18.0	16.7	1.3	2,818	248.926	14,177,931

Price Matrix (23.05.2021)

#	TRADING CODE	LTP*	HIGH	LOW	CLOSEP*	YCP*	CHANGE	TRADE	VALUE (mn)	VOLUME
201	MALEKSPIN	18.7	19.4	18.6	18.7	18.7	0.0	584	24.555	1,298,623
202	MARICO	2,092.3	2,122.9	2,086.0	2,092.3	2,107.1	-14.8	190	5.353	2,548
203	MATINSPINN	41.1	41.9	39.8	40.8	39.9	1.2	98	3.343	81,489
204	MBL1STMF	10.0	10.2	9.6	10.0	9.6	0.4	907	51.949	5,268,668
205	MEGCONMILK	12.0	12.4	11.8	12.1	11.4	0.6	74	0.651	54,492
206	MEGHNACEM	72.6	72.6	72.6	72.6	72.6	0.0	9	0.38	5,176
207	MEGHNALIFE	72.2	74.5	71.0	72.2	73.2	-1.0	872	30.529	419,664
208	MEGHNAPET	12.0	12.4	11.8	12.0	12.0	0.0	25	0.155	12,913
209	MERCANBANK	12.4	12.6	12.3	12.4	12.5	-0.1	420	21.288	1,711,710
210	MERCINS	51.8	53.4	51.1	51.8	50.5	1.3	1,053	52.926	1,011,757
211	METROSPIN	13.0	13.2	12.8	13.0	13.0	0.0	892	40.85	3,165,708
212	MHSML	17.2	17.4	16.4	17.2	16.8	0.4	526	17.985	1,065,287
213	MICEMENT	60.9	62.4	60.6	60.9	61.4	-0.5	164	3.25	52,692
214	MIDASFIN	19.6	20.1	19.5	19.7	20.1	-0.5	139	3.621	183,132
215	MIRACLEIND	34.6	35.0	32.8	34.6	33.2	1.4	900	33.86	996,980
216	MIRAKHTER	71.6	72.6	68.0	71.6	68.4	3.2	1,732	51.92	735,577
217	MITHUNKNIT	8.9	9.0	8.7	8.9	8.5	0.4	18	0.25	28,289
218	MJLBD	82.5	84.0	81.2	82.5	82.9	-0.4	91	1.25	15,067
219	MLDYEING	32.1	32.1	32.1	32.1	32.7	-0.6	50	0.82	25,375
220	MONNOAGML	794.8	794.8	794.8	794.8	794.8	0.0	4	0.055	69
221	MONNOCERA	126.8	126.8	126.8	126.8	126.8	0.0	5	0.009	71
222	MPETROLEUM	182.5	184.3	182.4	182.6	183.0	-0.5	131	5.891	32,211
223	MTB	21.2	21.7	21.0	21.2	21.4	-0.2	202	5.419	256,269
224	NAHEEACP	39.0	39.1	39.0	39.0	39.7	-0.7	119	6.183	158,521
225	NATLIFEINS	235.0	243.7	234.0	236.8	241.7	-6.7	36	1.028	4,329
226	NAVANACNG	34.1	34.5	33.5	34.1	33.9	0.2	74	0.922	27,148
227	NBL	7.8	7.9	7.7	7.8	7.9	-0.1	1,040	37.305	4,786,460
228	NCCBANK	16.8	17.4	16.6	16.8	17.1	-0.3	1,470	164.958	9,761,754
229	NCCBLMF1	8.3	8.4	8.0	8.2	8.4	-0.1	156	5.61	684,958
230	NEWLINE	17.0	17.3	16.8	17.0	17.1	-0.1	273	12.073	710,504
231	NFML	34.8	36.1	34.3	34.8	34.8	0.0	2,391	212.029	6,023,705
232	NHFIL	43.9	44.3	40.2	43.9	41.3	2.6	1,439	112.298	2,579,986
233	NITOLINS	60.7	62.0	60.1	60.7	59.8	0.9	881	46.527	761,928
234	NLI1STMF	14.0	14.1	14.0	14.0	14.1	-0.1	100	6.139	436,640
235	NORTHERN	324.9	324.9	324.9	324.9	324.9	0.0	4	0.013	41
236	NORTHRNINS	45.6	47.2	44.8	45.6	45.5	0.1	847	44.168	953,010
237	NPOLYMAR	56.6	56.6	56.6	56.6	56.6	0.0	37	0.657	11,602
238	NRBCBANK	30.8	30.8	28.7	30.8	28.0	2.8	2,233	338.062	11,079,293
239	NTC	452.0	453.1	452.0	452.1	452.3	-0.3	17	0.084	186
240	NLTUBES	103.1	103.1	103.1	103.1	103.1	0.0	6	0.035	338
241	NURANI	7.2	7.2	7.2	7.2	7.3	-0.1	28	0.29	40,289
242	OAL	7.4	7.4	7.4	7.4	7.5	-0.1	30	0.263	35,485
243	OIMEX	18.9	19.2	18.9	18.9	19.2	-0.3	71	1.51	79,533
244	OLYMPIC	171.1	173.8	170.6	171.1	173.2	-2.1	113	4.064	23,726
245	ONEBANKLTD	11.8	12.2	11.5	11.8	12.0	-0.2	1,113	95.306	8,043,786
246	ORIONINFU	72.1	72.1	72.1	72.1	72.1	0.0	1	0.01	100
247	ORIONPHARM	48.7	48.9	48.2	48.7	48.3	0.4	916	47.472	976,918
248	PADMALIFE	27.8	27.8	26.8	27.8	26.3	1.5	442	12.12	444,475
249	PADMAOIL	204.0	204.0	197.0	202.0	199.3	4.7	46	1.403	6,984
250	PARAMOUNT	89.2	89.2	80.0	89.2	81.1	8.1	2,083	92.956	1,079,130

Price Matrix (23.05.2021)

#	TRADING CODE	LTP*	HIGH	LOW	CLOSEP*	YCP*	CHANGE	TRADE	VALUE (mn)	VOLUME
251	PDL	9.6	9.6	9.6	9.6	9.7	-0.1	65	1.4	145,857
252	PENINSULA	19.1	19.3	19.1	19.1	19.3	-0.2	254	6.603	344,438
253	PEOPLESINS	47.9	49.5	47.2	47.9	47.0	0.9	1,099	47.031	971,003
254	PF1STMF	9.2	9.2	9.0	9.2	9.0	0.2	371	17.586	1,930,501
255	PHARMAID	401.1	404.9	400.5	402.4	403.0	-1.9	344	6.073	15,092
256	PHENIXINS	56.5	58.8	55.0	56.5	54.5	2.0	1,143	57.039	1,000,158
257	PHOENIXFIN	26.5	26.5	26.5	26.5	25.0	1.5	1	0.027	1,000
258	PHPMF1	5.8	5.9	5.8	5.8	5.9	-0.1	170	8.162	1,400,583
259	PIONEERINS	119.2	120.3	113.2	119.2	109.4	9.8	2,993	333.705	2,807,871
260	PLFSL	0.0	0.0	0.0	3.0	3.0	--	0	0	0
261	POPULAR1MF	5.5	5.6	5.4	5.5	5.5	0.0	149	11.61	2,111,370
262	POPULARLIF	0.0	0.0	0.0	76.7	76.7	--	0	0	0
263	POWERGRID	45.1	45.7	44.8	45.1	45.2	-0.1	730	56.118	1,244,020
264	PRAGATIINS	75.4	76.3	70.3	75.4	69.6	5.8	1,912	119.358	1,615,742
265	PRAGATILIF	88.3	88.3	88.3	88.3	88.3	0.0	5	0.016	177
266	PREMIERBAN	12.2	12.4	12.0	12.2	12.3	-0.1	621	41.984	3,441,786
267	PREMIERCEM	68.1	69.4	64.4	68.1	66.6	1.5	163	4.912	72,856
268	PREMIERLEA	7.9	8.0	7.6	7.9	7.9	0.0	273	8.614	1,100,300
269	PRIME1ICBA	7.3	7.7	7.3	7.4	7.7	-0.4	52	1.114	148,240
270	PRIMEBANK	25.9	26.1	24.3	25.9	24.1	1.8	3,122	485.267	19,132,493
271	PRIMEFIN	12.1	12.4	11.6	12.1	12.1	0.0	300	9.502	790,628
272	PRIMEINSUR	48.4	50.4	48.0	48.4	48.7	-0.3	660	19.068	389,285
273	PRIMELIFE	60.3	60.8	58.7	60.3	58.2	2.1	162	4.806	80,113
274	PRIMETEX	17.5	17.5	17.5	17.5	17.8	-0.3	23	0.293	16,726
275	PROGRESLIF	103.2	103.2	103.2	103.2	103.2	0.0	1	0.001	9
276	PROVATIINS	183.4	190.0	165.6	183.4	183.8	-0.4	354	39.404	219,630
277	PTL	43.2	44.5	43.2	43.2	44.0	-0.8	512	18.426	424,985
278	PUBALIBANK	24.8	25.0	24.0	24.6	24.9	-0.1	53	0.313	12,841
279	PURABIGEN	36.4	37.7	36.1	36.4	36.1	0.3	1,208	59.557	1,617,026
280	QUASEMIND	39.4	40.9	39.1	39.4	40.4	-1.0	538	14.053	352,756
281	QUEENSOUTH	25.1	25.7	24.9	25.1	25.2	-0.1	104	2.647	105,216
282	RAHIMAFODD	232.4	233.3	228.0	232.4	229.5	2.9	894	28.376	123,111
283	RAHIMTEXT	230.0	232.0	227.7	229.4	228.3	1.7	215	5.378	23,549
284	RAKCEMATIC	31.4	31.8	30.6	31.4	31.8	-0.4	326	6.912	221,403
285	RANFOUNDRY	119.3	122.8	119.3	119.3	120.1	-0.8	19	0.286	2,397
286	RDFOOD	29.0	29.6	27.4	29.0	27.5	1.5	1,114	67.472	2,347,895
287	RECKITBEN	4,373.0	4,419.9	4,365.0	4,373.0	4,394.9	-21.9	337	7.096	1,620
288	REGENTTEX	9.3	9.3	9.3	9.3	9.4	-0.1	49	1.565	168,265
289	RELIANCE1	12.4	12.6	12.3	12.4	12.5	-0.1	53	2.526	203,545
290	RELIANCINS	61.7	62.9	60.6	61.7	60.3	1.4	210	10.954	178,344
291	RENATA	1,296.0	1,302.0	1,295.0	1,295.9	1,300.6	-4.6	165	6.693	5,162
292	RENWICKJA	900.0	900.0	900.0	900.0	900.0	0.0	2	0.021	23
293	REPUBLIC	58.4	59.8	57.2	58.4	56.3	2.1	2,103	120.521	2,051,179
294	RINGSHINE	7.8	7.8	7.6	7.8	7.1	0.7	2,402	137.921	17,733,550
295	RNSPIN	4.7	4.7	4.7	4.7	4.7	0.0	19	0.412	87,611
296	ROBI	46.6	47.8	46.4	46.6	47.4	-0.8	4,662	217.984	4,646,610
297	RSRMSTEEL	18.8	19.0	18.7	18.8	18.9	-0.1	176	2.88	153,398
298	RUNNERAUTO	53.2	53.5	51.7	53.3	53.0	0.2	134	3.09	58,312
299	RUPALIBANK	28.1	29.2	28.1	28.1	28.6	-0.5	138	4.578	162,067
300	RUPALIINS	38.5	39.5	38.2	38.5	38.4	0.1	875	43.06	1,106,667

Price Matrix (23.05.2021)

#	TRADING CODE	LTP*	HIGH	LOW	CLOSEP*	YCP*	CHANGE	TRADE	VALUE (mn)	VOLUME
301	RUPALILIFE	70.8	74.0	68.5	70.8	69.7	1.1	1,663	82.141	1,167,516
302	SAFKOSPINN	11.5	11.5	11.5	11.5	11.7	-0.2	38	0.246	21,383
303	SAIFPOWER	27.0	27.3	24.9	27.0	25.3	1.7	4,183	375.911	14,304,957
304	SAIHAMCOT	14.5	15.3	14.3	14.5	14.3	0.2	1,171	47.511	3,215,650
305	SAIHAMTEX	19.6	20.4	19.4	19.6	19.7	-0.1	657	27.833	1,410,072
306	SALAMCRST	21.4	22.2	21.3	21.4	21.7	-0.3	149	3.943	183,331
307	SALVOCHEM	14.1	14.2	13.0	14.1	13.0	1.1	573	16.403	1,191,301
308	SAMATALETH	106.9	106.9	106.9	106.9	106.9	0.0	2	0	2
309	SAMORITA	61.7	62.3	61.0	61.7	62.4	-0.7	156	3.262	52,985
310	SANDHANINS	31.6	32.3	31.0	31.6	31.6	0.0	1,093	47.663	1,503,947
311	SAPORTL	25.6	26.3	25.5	25.6	26.1	-0.5	387	14.599	567,068
312	SAVAREFR	169.8	169.8	159.0	161.2	164.4	5.4	18	0.143	889
313	SEAPEARL	0.0	0.0	0.0	79.1	79.1	--	0	0	0
314	SEBL1STMF	0.0	0.0	0.0	13.1	13.1	--	0	0	0
315	SEMLFBSLGF	8.9	9.0	8.9	8.9	9.0	-0.1	142	4.433	497,156
316	SEMLIBLSF	11.0	11.1	10.9	11.0	10.9	0.1	96	2.891	263,600
317	SEMILLECMF	10.0	10.1	9.8	9.9	10.0	0.0	123	8.753	881,621
318	SHAHJABANK	20.4	20.9	20.3	20.4	20.6	-0.2	64	1.473	71,730
319	SHASHADNIM	21.0	21.3	21.0	21.0	21.4	-0.4	119	2.962	140,997
320	SHEPHERD	12.9	13.0	12.9	12.9	13.1	-0.2	82	1.128	87,434
321	SHURWID	16.9	16.9	16.9	16.9	17.2	-0.3	14	0.251	14,873
322	SHYAMPSUG	48.4	50.9	48.1	49.3	50.5	-2.1	22	0.217	4,394
323	SIBL	13.6	13.9	13.4	13.6	13.7	-0.1	244	6.832	501,989
324	SILCOPHL	23.2	23.8	23.0	23.2	23.4	-0.2	242	8.952	380,877
325	SILVAPHL	16.8	17.2	16.8	16.8	17.1	-0.3	221	6.462	382,581
326	SIMTEX	14.5	14.5	14.5	14.5	14.7	-0.2	42	0.837	57,730
327	SINGERBD	178.1	179.9	177.5	178.8	179.2	-1.1	147	11.616	65,060
328	SINOBANGLA	44.3	45.8	44.1	44.3	44.9	-0.6	194	4.732	106,382
329	SKTRIMS	0.0	0.0	0.0	62.2	62.2	--	0	0	0
330	SONALIANS	483.6	505.0	481.4	483.6	491.7	-8.1	718	10.071	20,734
331	SONALIPAPR	273.0	273.0	273.0	273.0	273.0	0.0	1	0	1
332	SONARBAINS	81.8	84.5	80.0	81.8	78.7	3.1	1,945	118.082	1,430,154
333	SONARGAON	19.0	19.0	19.0	19.0	19.3	-0.3	17	0.353	18,591
334	SOUTHEASTB	14.6	15.2	14.4	14.6	15.0	-0.4	1,697	164.389	11,132,998
335	SPCERAMICS	26.8	28.0	26.6	26.8	27.4	-0.6	1,277	51.317	1,888,010
336	SPCL	73.1	74.2	72.0	73.1	73.9	-0.8	507	23.187	319,680
337	SQUARETEXT	34.6	35.0	34.5	34.6	35.0	-0.4	34	0.526	15,192
338	SQURPHARMA	210.3	212.0	210.0	210.3	211.9	-1.6	1,485	65.121	309,378
339	SSSTEEL	19.1	19.4	18.9	19.1	19.4	-0.3	2,505	111.201	5,811,804
340	STANCERAM	307.9	307.9	307.9	307.9	307.9	0.0	1	0.001	3
341	STANDARINS	56.8	57.2	52.8	56.8	52.6	4.2	1,540	77.08	1,399,052
342	STANDBANKL	9.3	9.4	9.1	9.3	9.4	-0.1	236	14.231	1,537,083
343	STYLECRAFT	146.3	146.3	146.3	146.3	146.3	0.0	49	1.385	9,464
344	SUMITPOWER	44.6	45.3	44.3	44.6	45.0	-0.4	1,354	104.907	2,344,612
345	SUNLIFEINS	29.4	29.9	28.7	29.2	29.1	0.3	35	0.591	20,248
346	TAKAFULINS	54.3	55.6	53.5	53.7	53.9	0.4	329	12.063	222,657
347	TALLUSPIN	4.5	4.5	4.3	4.4	4.6	-0.1	83	0.831	187,195
348	TAUFIKA	25.4	25.7	24.2	25.4	24.4	1.0	1,242	53.666	2,132,377
349	TITASGAS	34.0	34.3	33.8	34.0	34.3	-0.3	280	10.986	323,088
350	TOSRIFA	14.7	15.8	14.5	14.7	15.4	-0.7	308	6.088	408,194

Price Matrix (23.05.2021)										
#	TRADING CODE	LTP*	HIGH	LOW	CLOSEP*	YCP*	CHANGE	TRADE	VALUE (mn)	VOLUME
351	TRUSTB1MF	6.2	6.3	6.2	6.2	6.3	-0.1	209	8.452	1,358,672
352	TRUSTBANK	31.2	33.6	31.0	32.0	33.6	-2.4	110	2.586	79,342
353	TUNGHAI	3.1	3.2	3.1	3.1	3.2	-0.1	79	0.844	270,795
354	UCB	16.3	16.6	16.1	16.3	16.1	0.2	923	112.563	6,862,718
355	UNILEVERCL	2,820.0	2,820.0	2,774.1	2,802.4	2,773.6	46.4	82	1.728	620
356	UNIONCAP	7.4	7.8	7.4	7.5	7.7	-0.3	229	4.662	623,887
357	UNIQUEHRL	31.7	32.8	31.7	31.7	32.3	-0.6	198	2.731	85,930
358	UNITEDFIN	16.4	16.7	16.2	16.4	16.7	-0.3	387	14.824	901,856
359	UNITEDINS	50.1	51.2	49.8	50.1	49.7	0.4	186	4.71	93,357
360	UPGDCL	280.6	281.7	280.0	280.6	280.7	-0.1	593	21.416	76,348
361	USMANIAGL	43.4	43.6	42.9	43.0	43.7	-0.3	47	0.282	6,559
362	UTTARABANK	22.7	23.4	22.6	22.7	23.4	-0.7	749	38.823	1,700,560
363	UTTARAFIN	37.9	38.4	37.6	37.9	38.2	-0.3	91	1.741	46,021
364	VAMLBDMF1	8.5	8.7	8.3	8.5	8.3	0.2	56	2.959	349,893
365	VAMLRBBF	8.2	8.3	8.0	8.1	8.3	-0.1	32	0.898	109,679
366	VFSTDL	22.7	22.9	21.9	22.7	22.3	0.4	712	37.659	1,692,324
367	WALTONHIL	1,248.9	1,259.7	1,243.0	1,248.9	1,245.0	3.9	1,084	50.945	40,639
368	WATACHEM	0.0	0.0	0.0	306.8	306.8	--	0	0	0
369	WMSHIPYARD	10.0	10.0	10.0	10.0	10.2	-0.2	32	0.193	19,302
370	YPL	10.1	10.1	10.1	10.1	10.3	-0.2	34	0.45	44,562
371	ZAHEENSPIN	6.9	6.9	6.9	6.9	7	-0.1	35	1.062	153,873
372	ZAHINTEX	6.1	6.3	6	6.1	6.1	0	126	1.69	277,050
373	ZEALBANGLA	101	103	100	101	103.1	-2.1	38	0.297	2,940

Sources: <https://www.dsebd.org/>

UFCML Research Team

Contact:

Rishad Reza Nur

Analyst

Mob: 01715551555

Email: rishad_reza@outlook.com

UTTARA FINANCE CAPITAL MANAGEMENT LIMITED

Jibon Bima Tower (6th Floor)

10 Dilkusha C/A

Dhaka-1000, Bangladesh.