



**Market Overview:**

Indices	TV	YV	Changes	% Ch
<b>DSE X Index</b>	6196.5742	6219.9415	-23.36723	-0.3757%
<b>DSE S Index</b>	1324.7258	1326.7243	-1.99847	-0.1506%
<b>DS30 Index</b>	2229.0495	2225.1216	3.92783	0.1765%

The DSEX closed at 6196.57 points down by 23.36 points. The DSES closed at 1324.72 down by 1.99 points. The DS30 closed at 2229.04 surged by 3.92 points.

**Trade Overview:**

Total Trade	Total Volume	Total Value In core	Total Market Cap In core	Turnover Velocity percentage
276,089	751,646,935	1789.7443	515,912.7350	87.42%

Total turnover was worth BDT 1789.74 crores. Prices of only 142 issues were increased whereas that of 224 issues were declined and the price of the rests were remained unchanged. The turnover velocity remained to 87.42%.

# Daily Market Update

July 6, 2021

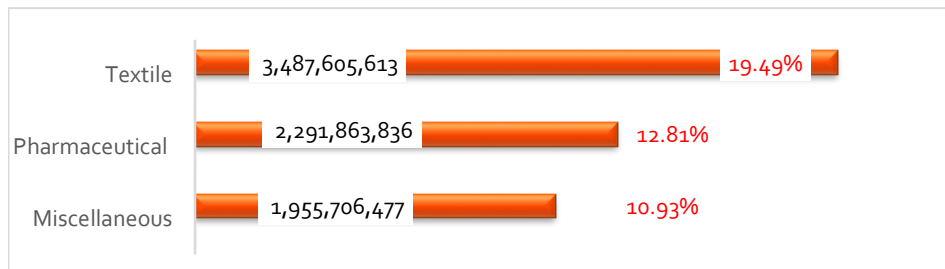
## DAILY MARKET ANALYSIS

## GRAPHS OF MAJOR INDICES

**Analysis of Market Index (DSEX):**

The DSE bourse slipped to red despite a promising strat. The bourse finally ended up with a losing streak with 23.36 points lower than the previous day with a high trade volume & turnover.

**Sector Analysis:**



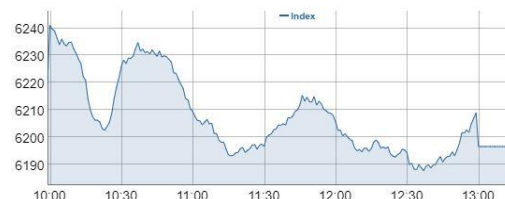
Textile topped the chart with a total trade value of Tk. 348.76 crores which was 19.49% of the total value. **Pharmaceutical & Chemical** ranked second and **Miscellaneous** ranked third with total trade value of Tk. 229.18 crores (12.81%) and Tk. 195.57 crores (10.93%) respectively.

**Company Analysis:**

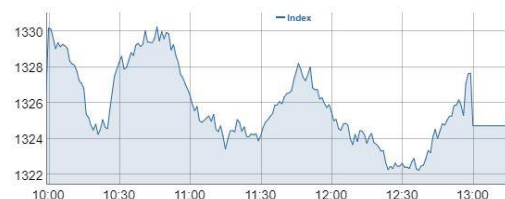
Top Three Stocks (by Value)						
Trading Codes	YCP	CloseP	Changes	Trade	Value (mn)	Volume
<b>BEXIMCO</b>	89.0	91.1	2.1	4,776	973.097	10,853,002
<b>LANKABAFIN</b>	35.9	37.8	1.9	5,029	495.544	13,165,653
<b>AMANFEED</b>	54.9	60.3	5.4	2,383	484.600	8,117,125

BEXIMCO topped the total value chart with a close price of Tk. 91.1, price change of Tk. (2.1) with a trade value of 97.30 crores followed by LANKABAFIN Tk. 37.8, Tk. (1.9), (37.37 crores) and AMANFEED Tk. Tk. 9.4, (5.4), (48.46 crores).

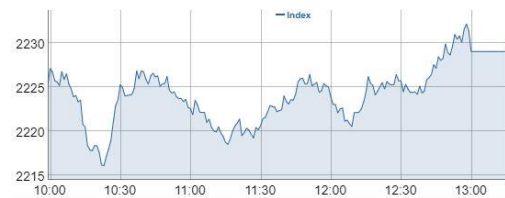
**DSEX**



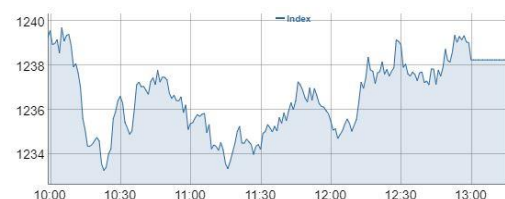
**DSES**



**DS30**



**CDSET**



## Top Twenty Shares by Value

TRADING CODE	LTP*	HIGH	LOW	YCP*	CLOSEP*	TRADE	VALUE (mn)	VOLUME
BEXIMCO	91.1	91.5	88.7	89	91.1	4,776	973.10	10,853,002
LANKABAFIN	37.8	38.5	36.1	35.9	37.8	5,029	495.544	13,165,653
AMANFEED	60.3	60.3	55.3	54.9	60.3	2,383	484.6	8,117,125
KEYACOSMET	9.3	9.8	9.1	9.4	9.3	5,556	424.875	45,268,284
MLDYEING	33.8	35.2	33.3	32	33.8	5,112	422.617	12,302,210
LHBL	60.9	61.5	58.8	59.2	60.9	3,362	398.805	6,557,531
ALIF	13.4	14	13.1	13	13.4	4,092	334.559	24,757,741
APOLOISPAT	10.1	10.1	9.8	9.2	10.1	4,274	323.944	32,157,078
DELTALIFE	151.2	159.8	149	153.3	151.2	2,298	271.729	1,773,728
OAL	15.5	17.9	14.7	16.3	15.5	4,547	244.701	15,213,270
MAKSONSPIN	20.7	21.8	20.5	21.5	20.7	2,494	228.003	10,812,651
FARCHEM	13.6	14.3	12.8	13	13.6	3,627	216.294	15,601,217
NFML	38.5	41.8	37.8	39.9	38.5	1,862	214.404	5,448,417
WMSHIPYARD	14.3	14.8	14.1	13.6	14.3	3,351	208.925	14,413,503
ISLAMICFIN	25.5	26.5	24.5	24.2	25.5	2,370	191.217	7,477,917
BATBC	540.4	549.1	538.5	546.9	540.4	3,500	188.229	346,681
MALEKSPIN	31.3	34.3	30.5	33.7	31.3	2,529	175.296	5,432,892
BEACONPHAR	135.7	135.9	125.1	125.2	131	1,091	168.358	1,300,226
QUEENSOUTH	31.1	33.4	30.8	33	31.1	2,773	148.987	4,678,273
RINGSHINE	11.3	11.9	11.2	11.5	11.3	2,824	146.073	12,733,012

## Top Twenty Shares by Volume

TRADING CODE	LTP*	HIGH	LOW	YCP*	CLOSEP*	TRADE	VALUE (mn)	VOLUME
KEYACOSMET	9.3	9.8	9.1	9.4	9.3	5,556	424.875	45,268,284
APOLOISPAT	10.1	10.1	9.8	9.2	10.1	4,274	323.944	32,157,078
ALIF	13.4	14	13.1	13	13.4	4,092	334.559	24,757,741
FARCHEM	13.6	14.3	12.8	13	13.6	3,627	216.29	15,601,217
OAL	15.5	17.9	14.7	16.3	15.5	4,547	244.701	15,213,270
FBFIF	6.6	6.7	6.3	6.3	6.6	1,047	98.958	15,156,123
WMSHIPYARD	14.3	14.8	14.1	13.6	14.3	3,351	208.925	14,413,503
GENNEXT	6.7	6.7	6.2	6.1	6.7	2,269	92.672	14,081,713
LANKABAFIN	37.8	38.5	36.1	35.9	37.8	5,029	495.544	13,165,653
RINGSHINE	11.3	11.9	11.2	11.5	11.3	2,824	146.073	12,733,012
MLDYEING	33.8	35.2	33.3	32	33.8	5,112	422.617	12,302,210
BEXIMCO	91.1	91.5	88.7	89	91.1	4,776	973.097	10,853,002
MAKSONSPIN	20.7	21.8	20.5	21.5	20.7	2,494	228.00	10,812,651
IFIC	13	13.5	12.9	13.2	13	1,876	130.463	9,902,006
DELTASPINN	11.4	12	11.2	11.3	11.4	2,336	114.239	9,871,179
PDL	14.3	14.9	14.1	14.5	14.3	2,073	141.547	9,756,838
TRUSTB1MF	7.3	7.4	7.1	7.1	7.3	718	68.648	9,454,572
NURANI	10.6	10.6	10	9.7	10.6	2,235	97.25	9,374,652
ABBANK	14.4	15	14.3	14.8	14.4	1,761	126.876	8,651,787
ABB1STMF	7.3	7.4	7.1	6.9	7.3	696	59.876	8,329,050

Top Twenty Shares by Trade								
TRADING CODE	LTP*	HIGH	LOW	YCP*	CLOSEP*	TRADE	VALUE(mn)	VOLUME
KEYACOSMET	9.3	9.8	9.1	9.4	9.3	5,556	424.88	45,268,284
MLDYEING	33.8	35.2	33.3	32	33.8	5,112	422.617	12,302,210
LANKABAFIN	37.8	38.5	36.1	35.9	37.8	5,029	495.54	13,165,653
BEXIMCO	91.1	91.5	88.7	89	91.1	4,776	973.097	10,853,002
OAL	15.5	17.9	14.7	16.3	15.5	4,547	244.701	15,213,270
APOLOISPAT	10.1	10.1	9.8	9.2	10.1	4,274	323.944	32,157,078
ALIF	13.4	14	13.1	13	13.4	4,092	334.559	24,757,741
FARCHEM	13.6	14.3	12.8	13	13.6	3,627	216.294	15,601,217
BATBC	540.4	549.1	538.5	546.9	540.4	3,500	188.229	346,681
LHBL	60.9	61.5	58.8	59.2	60.9	3,362	398.805	6,557,531
WMSHIPYARD	14.3	14.8	14.1	13.6	14.3	3,351	208.925	14,413,503
ROBI	43.5	44	43.4	43.6	43.5	3,280	111.151	2,549,906
RINGSHINE	11.3	11.9	11.2	11.5	11.3	2,824	146.073	12,733,012
QUEENSOUTH	31.1	33.4	30.8	33	31.1	2,773	148.987	4,678,273
MALEKSPIN	31.3	34.3	30.5	33.7	31.3	2,529	175.296	5,432,892
MAKSONSPIN	20.7	21.8	20.5	21.5	20.7	2,494	228.003	10,812,651
DSSL	19.1	20.1	19	19.8	19.1	2,492	145.477	7,510,804
SQURPHARMA	217.9	220	217.3	219.4	217.9	2,432	125.82	576,430
AMANFEED	60.3	60.3	55.3	54.9	60.3	2,383	484.6	8,117,125
ISLAMICFIN	25.5	26.5	24.5	24.2	25.5	2,370	191.217	7,477,917

Sector Analysis						
Short Name	Up	Down	Unchanged	Trade Volume	Trade Value	(%)
Textile	23	42	1	196,425,469	3,487,605,613	19.49%
Pharmaceutical	13	22	1	89,127,985	2,291,863,836	12.81%
Miscellaneous	7	10	0	31,882,345	1,955,706,477	10.93%
Engineering	11	31	1	96,391,872	1,901,080,040	10.62%
Financial	22	2	0	68,298,760	1,693,516,576	9.46%
Insurance	11	50	0	21,647,033	1,545,024,191	8.63%
Bank	7	27	2	74,453,229	1,299,853,530	7.26%
Mutual Funds	34	1	3	109,240,155	924,273,422	5.16%
Fuel&Power	14	11	1	14,249,416	635,163,591	3.55%
Food&Allied	6	15	0	11,130,484	513,994,866	2.87%
Cement	3	2	2	7,242,963	477,779,318	2.67%
IT Sector	7	4	0	6,875,249	269,002,930	1.50%
Real Estate	2	3	0	6,589,681	221,010,189	1.23%
Telecom	0	3	0	2,789,452	172,785,468	0.97%
Tannery	2	5	0	3,363,707	164,246,274	0.92%
Ceramics	1	4	0	5,615,630	136,581,414	0.76%
Printing	4	2	0	3,909,480	121,394,067	0.68%
Travel&Leis.	2	1	0	2,378,825	76,133,698	0.43%
Jute	0	3	0	34,910	10,132,496	0.06%
Corpo.Bond	1	0	0	290	294,593	0.00%
Debenture	0	0	0	-	-	0.00%
<b>Total</b>					<b>17,897,442,589</b>	<b>100.00%</b>

Top 10 Gainers (Based on YCP & Close price)					
Instr Code	Close	High	Low	YCP	%CHG
SONALILIFE	13.3	13.3	13.3	12.1	9.9174
FASFIN	7.8	7.8	7.4	7.1	9.8592
AMANFEED	60.3	60.3	55.3	54.9	9.8361
APOLOISPAT	10.1	10.1	9.8	9.2	9.7826
PREMIERLEA	10.1	10.1	9.3	9.2	9.7826
UNIONCAP	9.2	9.2	8.5	8.4	9.5238
UNITEDFIN	18.8	18.9	17.3	17.2	9.3023
ZAHINTEX	9.4	9.4	9	8.6	9.3023
NURANI	10.6	10.6	10	9.7	9.2784
ZAHEENSPIN	10.8	10.8	10.4	9.9	9.0909

Top 10 losers (Based on YCP & Close price)					
Instr Code	Close	High	Low	YCP	%CHG
MALEKSPIN	31.3	34.3	30.5	33.7	-7.12
SONARGAON	24.8	27	24.4	26.5	-6.42
DHAKAINS	81	84.40	80	86.90	-6.33
METROSPIN	18.3	19.8	18.1	19.5	-6.15
SONALIPAPR	219.8	234.9	218	234.1	-6.11
PRAGATIINS	96.7	104	95.5	102.9	-6.03
QUEENSOUTH	31	33	31	33.00	-5.76
ARGONDENIM	26.60	29	26	28.20	-5.67
JUTESPINN	113	122.00	110	120.10	-5.58
AGRANINS	60	65	60	63.80	-5.49

Top 10 Gainers (Based on Open Price & LTD)					
Instr Code	Open	High	Low	LTP	%CHG
UNIONCAP	8.5	9.2	8.5	9.2	8.2353
AMANFEED	55.8	60.3	55.3	60.3	8.0645
UNITEDFIN	17.4	18.9	17.3	18.8	8.046
BEACONPHAR	126.5	135.9	125.1	135.7	7.2727
PREMIERLEA	9.5	10.1	9.3	10.1	6.3158
GREENDELMF	8.3	8.8	8.3	8.8	6.0241
DBH1STMF	8.5	9.1	8.5	9	5.8824
FASFIN	7.4	7.8	7.4	7.8	5.4054
EBLNRBMF	7.5	7.9	7.4	7.9	5.3333
NURANI	10.1	10.6	10	10.6	4.9505

Top 10 losers (Based on Open Price & LTD)					
Instr Code	Open	High	Low	LTP	%CHG
OAL	17.9	17.9	14.7	15.5	-13.4
MITHUNKNIT	15.5	15.5	13.5	13.9	-10.3
KBPPWBIL	15.9	15.9	14.4	14.6	-8.2
MALEKSPIN	34.0	34.3	30.5	31.3	-7.9
NFML	41.8	41.8	37.8	38.5	-7.9
EMERALDOIL	34.2	34.2	31.2	31.6	-7.6
METROSPIN	19.8	19.8	18.1	18.3	-7.6
JUTESPINN	122.0	122.0	109.9	113.4	-7.0
QUEENSOUTH	33.4	33.4	30.8	31.1	-6.9
SUNLIFEINS	34.4	34.4	32.1	32.1	-6.7

Block Trade					
Instr Code	Max Price	Min Price	Trades	Quantity	Value(In Mn)
ABBANK	15.8	15.8	1	480000	7.584
ACFL	47	47	1	200000	9.4
ADVENT	25.3	25.3	1	110000	2.783
AGRANINS	64	64	1	10500	0.672
AIL	42.5	42.5	1	86000	3.655
AMANFEED	56	56	1	11000	0.616
BATBC	541	541	1	35608	19.264
BEXIMCO	89.5	89.5	2	400000	35.8
CRYSTALINS	64.7	55.4	4	64000	3.953
DACCADYE	21	19.6	4	1729234	36.202
DELTA LIFE	146	145.3	2	30000	4.366
EASTERNINS	120.6	120.6	1	13000	1.568
EHL	57.5	57.5	1	15000	0.863
EPGL	55	55	1	10000	0.55
FORTUNE	47	47	1	1030000	48.41
GBBPOWER	32.2	32.2	2	500000	16.1
GRAMEENS2	18	18	1	30000	0.54
GREENDELT	127	127	1	50000	6.35
HFL	22	22	1	70000	1.54
IFIC	11.9	11.9	1	72000	0.857
ILFSL	6.6	6.6	1	100000	0.66
KEYACOSMET	10.3	10.3	1	150000	1.545
LINDEBD	1305	1305	1	43700	57.029
MAKSONSPIN	21.5	21.5	1	169000	3.634
MALEKSPIN	34.3	34.3	1	200005	6.86
MPETROLEUM	188	188	1	5000	0.94
NBL	8	8	1	200000	1.6

Block Trade					
Instr Code	Max Price	Min Price	Trades	Quantity	Value(In Mn)
NRBCBANK	34.6	31.9	6	388000	13.076
PF1STMF	11.9	11.8	2	150000	1.775
PRIMEBANK	23.1	23.1	1	4493496	103.8
PROGRESLIF	127.4	127.4	1	6000	0.764
PURABIGEN	49.1	49.1	1	15000	0.737
RENATA	1316.9	1316.9	1	400000	526.76
REPUBLIC	59.6	59.6	2	81476	4.856
SAFKOSPINN	25.3	25.3	1	100000	2.53
SALVOCHEM	33.9	33.9	1	71000	2.407
SILCOPHL	27.5	26.1	3	324000	8.736
SINGERBD	176.5	176.5	1	25000	4.412
SKTRIMS	41	41	1	15000	0.615
SONARBAINS	99.5	99.5	1	31955	3.18
SONARGAON	29.1	29.1	1	31496	0.917
SQURPHARMA	218	218	1	50000	10.9
STANDARINS	79	73	2	44700	3.309
UNIONCAP	8.5	8.5	1	100000	0.85
				-----	-----
				63	12141170
					962.962

## Price Matrix (06.07.2021)

#	TRADING CODE	LTP*	HIGH	LOW	CLOSEP*	YCP*	CHANGE	TRADE	VALUE (mn)	VOLUME
1	1JANATAMF	7.5	7.6	7.3	7.5	7.3	0.2	340	25.844	3,484,801
2	1STPRIMFMF	20.8	21.0	20.3	20.8	20.4	0.4	266	12.206	593,075
3	AAMRANET	42.2	42.6	41.7	42.2	41.7	0.5	315	11.25	266,726
4	AAMRATECH	27.4	27.7	27.0	27.4	27.0	0.4	206	10.348	377,609
5	ABB1STMF	7.3	7.4	7.1	7.3	6.9	0.4	696	59.876	8,329,050
6	ABBANK	14.4	15.0	14.3	14.4	14.8	-0.4	1,761	126.876	8,651,787
7	ACFL	47.2	48.0	46.6	47.2	46.9	0.3	597	37.783	797,141
8	ACI	261.5	267.9	260.0	266.7	260.8	0.7	220	18.046	68,086
9	ACIFORMULA	143.6	149.0	143.1	143.6	146.4	-2.8	137	3.687	25,628
10	ACMELAB	73.2	74.0	73.0	73.2	73.6	-0.4	322	10.902	148,494
11	ACTIVEFINE	19.7	21.1	19.3	19.7	20.0	-0.3	1,728	98.61	4,875,799
12	ADNTEL	50.5	51.3	50.0	50.5	50.9	-0.4	345	15.37	303,716
13	ADVENT	26.5	27.6	26.3	26.5	26.1	0.4	1,599	102.29	3,799,585
14	AFCAGRO	20.7	21.8	20.4	20.7	21.2	-0.5	503	19.01	895,447
15	AFTABAUTO	28.9	29.5	28.5	28.6	28.9	0.0	376	8.99	309,772
16	AGNISYSL	20.8	21.5	20.6	20.8	20.7	0.1	614	34.21	1,632,384
17	AGRANINS	60.3	64.5	59.7	60.3	63.8	-3.5	1,053	38.84	629,358
18	AIBL1STMF	9.4	9.6	9.2	9.4	9.2	0.2	256	10.39	1,107,221
19	AIL	38.7	40.5	38.5	38.7	39.8	-1.1	684	25.958	662,976
20	AL-HAJTEX	43.1	43.9	42.6	43.1	43.7	-0.6	196	4.47	103,584
21	ALARABANK	22.8	22.8	22.5	22.8	22.7	0.1	91	5.82	255,685
22	ALIF	13.4	14.0	13.1	13.4	13.0	0.4	4,092	334.56	24,757,741
23	ALLTEX	14.1	14.8	13.3	14.1	13.5	0.6	565	20.86	1,466,546
24	AMANFEED	60.3	60.3	55.3	60.3	54.9	5.4	2,383	484.60	8,117,125
25	AMBEEPHA	404.5	407.8	402.1	404.5	407.3	-2.8	39	0.57	1,401
26	AMCL(PRAN)	193.0	195.9	192.5	194.2	192.5	0.5	23	0.53	2,730
27	ANLIMAYARN	37.3	39.8	37.1	37.3	38.6	-1.3	298	9.02	238,561
28	ANWARGALV	201.2	205.9	200.0	201.2	206.8	-5.6	740	48.26	239,534
29	AOL	49.5	51.7	49.3	49.5	50.9	-1.4	673	25.54	507,622
30	APEXFOODS	122.3	125.7	122.1	122.3	123.2	-0.9	132	2.05	16,732
31	APEXFOOT	230.0	239.4	230.0	230.8	236.4	-6.4	60	1.17	5,073
32	APEXSPINN	124.0	132.0	122.5	124.0	128.1	-4.1	105	2.34	18,677
33	APEXTANRY	110.0	110.3	108.0	109.2	108.4	1.6	60	1.50	13,672
34	APOLOISPAT	10.1	10.1	9.8	10.1	9.2	0.9	4,274	323.94	32,157,078
35	ARAMIT	309.7	317.9	305.6	309.7	311.6	-1.9	140	3.83	12,320
36	ARAMITCEM	47.0	48.0	45.5	46.6	45.4	1.6	261	7.32	155,907
37	ARGONDENIM	26.6	28.5	26.2	26.6	28.2	-1.6	1,060	66.601	2,465,866
38	ASIAINS	99.8	102.8	98.7	99.8	101.6	-1.8	90	2.49	24,740
39	ASIAPACINS	67.8	69.5	67.6	67.8	68.4	-0.6	656	47.08	691,686
40	ATCSLGF	11.9	12.0	11.4	11.9	11.5	0.4	425	36.61	3,128,678
41	ATLASBANG	118.0	118.6	118.0	118.0	119.8	-1.8	49	0.51	4,317
42	AZIZPIPES	89.3	92.1	89.0	89.3	91.8	-2.5	361	7.57	84,052
43	BANGAS	116.1	117.4	114.0	116.1	114.6	1.5	187	2.87	24,682
44	BANKASIA	18.8	19.1	18.7	18.8	18.9	-0.1	75	1.85	98,589
45	BARKAPOW	27.5	27.7	27.0	27.5	27.0	0.5	905	36.77	1,343,774
46	BATASHOE	642.6	664.0	642.2	642.5	649.5	-6.9	76	0.81	1,255
47	BATBC	540.4	549.1	538.5	540.4	546.9	-6.5	3,500	188.23	346,681
48	BAYLEASING	28.6	29.7	28.0	28.6	28.2	0.4	829	62.30	2,153,611
49	BBS	18.3	18.7	18.1	18.3	18.4	-0.1	434	12.27	668,121
50	BBSCABLES	63.1	64.4	62.5	63.1	63.7	-0.6	1,343	72.794	1,150,516

## Price Matrix (06.07.2021)

#	TRADING CODE	LTP*	HIGH	LOW	CLOSEP*	YCP*	CHANGE	TRADE	VALUE (mn)	VOLUME
51	BDAUTOCA	127.8	130.0	127.1	127.8	129.2	-1.4	126	3.16	24,663
52	BDCOM	24.7	25.1	24.3	24.7	24.6	0.1	402	19.15	774,818
53	BDFINANCE	49.4	51.0	48.9	49.4	50.4	-1.0	781	134.30	2,703,648
54	BDLAMPS	169.1	173.0	168.3	169.1	170.3	-1.2	241	6.98	41,071
55	BDSERVICE	0.0	0.0	0.0	5.2	5.2	--	0	0.00	0
56	BDTHAI	25.9	26.4	25.5	25.9	25.4	0.5	1,820	114.40	4,409,455
57	BDWELDING	19.2	20.2	19.0	19.2	19.9	-0.7	341	7.20	370,685
58	BEACHHATCH	16.7	17.0	16.5	16.7	17.0	-0.3	397	11.671	698,638
59	BEACONPHAR	135.7	135.9	125.1	131.0	125.2	10.5	1,091	168.358	1,300,226
60	BENGALWTL	24.1	25.0	24.0	24.1	25.0	-0.9	238	8.761	358,641
61	BERGERPBL	1,767.4	1,779.7	1,761.3	1,767.4	1,761.2	6.2	160	7.677	4,351
62	BEXIMCO	91.1	91.5	88.7	91.1	89.0	2.1	4,776	973.097	10,853,002
63	BGIC	46.7	48.5	46.4	46.7	48.0	-1.3	371	11.152	236,653
64	BIFC	6.0	6.0	5.9	6.0	5.5	0.5	96	1.79	298,649
65	BNICL	123.6	125.0	116.0	122.5	121.4	2.2	83	3.118	25,499
66	BPML	46.4	47.0	44.8	46.4	44.9	1.5	732	23.583	509,179
67	BRACBANK	51.9	53.1	51.2	51.9	52.7	-0.8	630	44.983	865,092
68	BSC	46.1	46.9	44.7	46.1	45.1	1.0	1,155	46.921	1,021,272
69	BSCCL	171.9	173.0	171.5	171.9	173.7	-1.8	458	21.389	124,050
70	BSRMLTD	86.4	88.2	86.1	86.4	86.7	-0.3	360	15.604	180,093
71	BSRMSTEEL	56.7	58.4	56.4	56.7	57.7	-1.0	358	15.12	265,892
72	BXPHARMA	178.0	179.0	175.1	178.0	177.0	1.0	676	105.161	595,942
73	BXSYNTH	0.0	0.0	0.0	8.4	8.4	--	0	0	0
74	CAPMBDBLMF	11.5	11.7	11.0	11.5	11.3	0.2	393	28.441	2,518,511
75	CAPMIBBLMF	22.4	22.5	21.6	22.4	21.9	0.5	483	15.169	684,168
76	CENTRALINS	56.5	58.6	56.3	56.5	58.7	-2.2	434	32.785	569,153
77	CENTRALPHL	14.1	15.2	14.0	14.1	14.5	-0.4	1,502	61.44	4,242,305
78	CITYBANK	26.9	27.1	26.6	26.9	27.0	-0.1	575	40.862	1,522,313
79	CITYGENINS	38.1	39.4	37.9	38.1	39.0	-0.9	544	20.93	544,174
80	CNATEX	5.2	5.2	5.2	5.2	4.8	0.4	307	11.86	2,281,569
81	CONFIDCEM	133.9	136.0	133.6	133.9	135.1	-1.2	873	60.105	446,702
82	CONTININS	46.3	47.9	46.0	46.3	47.5	-1.2	647	27.01	578,162
83	COPPERTECH	33.3	35.3	33.0	33.3	35.2	-1.9	708	38.34	1,132,918
84	CRYSTALINS	58.6	62.0	57.5	58.6	61.2	-2.6	647	26.372	443,134
85	CVOPRL	94.5	97.8	93.6	94.5	95.0	-0.5	465	11.59	120,694
86	DACCADYE	20.9	22.0	20.6	20.9	21.4	-0.5	526	23.73	1,107,426
87	DAFODILCOM	59.1	60.2	59.1	59.5	60.2	-1.1	35	0.429	7,203
88	DBH	77.7	78.5	74.9	77.7	74.9	2.8	1,482	100.658	1,313,493
89	DBH1STMF	9.0	9.1	8.5	9.0	8.4	0.6	295	25.539	2,906,175
90	DELTALIFE	151.2	159.8	149.0	151.2	153.3	-2.1	2,298	271.73	1,773,728
91	DELTASPINN	11.4	12.0	11.2	11.4	11.3	0.1	2,336	114.239	9,871,179
92	DESCO	33.5	33.6	33.3	33.4	33.4	0.1	329	9.754	291,744
93	DESHBANDHU	15.9	17.0	15.8	15.9	16.7	-0.8	812	30.142	1,860,589
94	DGIC	45.8	47.6	45.2	45.8	47.7	-1.9	480	12.44	268,321
95	DHAKABANK	14.0	14.3	13.9	14.0	14.2	-0.2	143	6.52	464,513
96	DHAKAINS	81.4	84.4	80.2	81.4	86.9	-5.5	1,015	36.742	446,188
97	DOMINAGE	26.7	27.3	26.6	26.7	27.0	-0.3	637	20.026	745,857
98	DOREENPWR	65.9	66.3	65.4	65.9	65.8	0.1	195	12.586	191,088
99	DSHGARME	180.0	186.9	175.0	180.0	183.3	-3.3	200	5.612	31,211
100	DSSL	19.1	20.1	19.0	19.1	19.8	-0.7	2,492	145.477	7,510,804

## Price Matrix (06.07.2021)

#	TRADING CODE	LTP*	HIGH	LOW	CLOSEP*	YCP*	CHANGE	TRADE	VALUE (mn)	VOLUME
101	DULAMIACOT	51.7	54.0	50.0	51.7	54.0	-2.3	83	1.639	31,180
102	DUTCHBANGL	86.8	89.9	86.0	86.8	88.7	-1.9	1,221	97.531	1,114,386
103	EASTERNINS	118.2	121.1	118.1	118.2	121.1	-2.9	9	0.204	1,730
104	EASTLAND	37.1	38.3	36.8	37.1	37.5	-0.4	620	20.958	556,721
105	EASTRNLUB	1,245.8	1,260.0	1,235.6	1,245.8	1,236.4	9.4	418	9.218	7,382
106	EBL	34.6	35.2	34.1	34.7	35.0	-0.4	240	35.643	1,027,981
107	EBL1STMF	9.0	9.1	8.6	9.0	8.5	0.5	317	14.216	1,583,729
108	EBLNRBMF	7.9	7.9	7.4	7.9	7.4	0.5	428	45.302	5,877,065
109	ECABLES	131.4	133.3	128.3	131.4	133.8	-2.4	118	1.898	14,468
110	EGEN	49.1	51.5	48.7	49.1	51.1	-2.0	439	21.216	426,803
111	EHL	56.5	59.1	56.0	56.5	57.0	-0.5	1,465	94.693	1,640,472
112	EIL	37.9	39.1	37.8	37.9	38.5	-0.6	610	20.927	544,503
113	EMERALDOIL	31.6	34.2	31.2	31.6	31.1	0.5	938	53.311	1,599,459
114	ENVOYTEX	33.0	33.5	32.0	33.0	32.3	0.7	347	19.917	604,442
115	EPGL	49.4	51.0	49.0	49.4	50.1	-0.7	1,155	34.803	700,500
116	ESQUIRENIT	40.0	42.0	39.5	40.0	41.8	-1.8	617	32.923	808,534
117	ETL	11.2	11.9	11.1	11.2	11.3	-0.1	1,381	62.023	5,439,089
118	EXIM1STMF	8.7	8.8	8.2	8.7	8.3	0.4	680	66.781	7,833,035
119	EXIMBANK	11.8	12.0	11.7	11.8	11.9	-0.1	328	13.981	1,186,040
120	FAMILYTEX	4.2	4.2	4.2	4.2	3.9	0.3	274	5.988	1,425,809
121	FARCHEM	13.6	14.3	12.8	13.6	13.0	0.6	3,627	216.294	15,601,217
122	FAREASTFIN	5.5	5.5	5.4	5.5	5.0	0.5	126	5.087	925,496
123	FAREASTLIF	60.9	62.5	60.1	60.9	61.5	-0.6	180	6.373	104,946
124	FASFIN	7.8	7.8	7.4	7.8	7.1	0.7	1,050	44.009	5,732,911
125	FBFIF	6.6	6.7	6.3	6.6	6.3	0.3	1,047	98.958	15,156,123
126	FEDERALINS	37.8	39.6	37.3	37.8	39.5	-1.7	1,298	42.188	1,104,325
127	FEKDIL	15.3	15.9	15.0	15.3	15.5	-0.2	857	37.76	2,452,076
128	FINEFOODS	44.6	46.2	44.2	44.6	45.8	-1.2	557	16.123	356,229
129	FIRSTFIN	7.6	8.0	7.5	7.8	7.4	0.2	303	7.888	1,017,055
130	FIRSTSBANK	10.8	11.0	10.7	10.8	10.9	-0.1	772	43.624	4,027,657
131	FORTUNE	46.1	48.8	45.4	46.1	47.8	-1.7	1,116	97.34	2,086,593
132	FUWANGCER	14.8	15.7	14.7	14.8	15.6	-0.8	1,056	47.216	3,133,640
133	FUWANGFOOD	16.9	17.8	16.7	16.9	17.5	-0.6	1,263	59.211	3,435,841
134	GBBPOWER	32.4	33.5	31.8	32.4	32.0	0.4	1,750	130.335	3,978,211
135	GEMINISEA	144.4	147.9	143.0	144.4	145.7	-1.3	238	3.378	23,317
136	GENEXIL	92.7	97.0	92.2	92.7	95.8	-3.1	1,056	66.818	709,304
137	GENNEXT	6.7	6.7	6.2	6.7	6.1	0.6	2,269	92.672	14,081,713
138	GHAIL	16.9	17.7	16.8	16.9	17.4	-0.5	947	43.883	2,569,542
139	GHCL	39.2	42.0	37.6	39.2	40.5	-1.3	287	7.173	181,163
140	GLOBALINS	60.9	64.0	60.2	60.9	63.8	-2.9	740	40.771	655,575
141	GOLDENSON	16.9	17.5	16.8	16.9	17.2	-0.3	828	45.208	2,642,504
142	GP	347.9	350.3	346.3	347.9	348.4	-0.5	568	40.245	115,496
143	GPHISPAT	36.0	36.8	35.9	36.0	36.4	-0.4	433	25.987	719,056
144	GQBALLPEN	110.5	113.5	110.3	110.5	111.6	-1.1	456	9.629	86,746
145	GRAMEENS2	18.2	18.5	18.0	18.2	18.0	0.2	304	20.243	1,113,041
146	GREENELMF	8.8	8.8	8.3	8.8	8.3	0.5	529	45.386	5,262,779
147	GREENELT	120.6	125.4	119.0	120.6	125.4	-4.8	974	56.461	463,763
148	GSPFINANCE	23.3	23.9	22.7	23.3	22.4	0.9	2,154	135.76	5,818,840
149	HAKKANIPUL	66.9	67.8	66.1	66.8	66.3	0.6	207	4.444	66,675
150	HEIDELCEM	312.1	325.0	310.1	312.1	312.1	0.0	234	7.241	23,088

## Price Matrix (06.07.2021)

#	TRADING CODE	LTP*	HIGH	LOW	CLOSEP*	YCP*	CHANGE	TRADE	VALUE (mn)	VOLUME
151	HFL	19.5	21.0	19.4	19.5	20.0	-0.5	427	15.372	768,249
152	HRTEX	50.2	51.3	49.6	50.2	50.5	-0.3	612	32.985	656,176
153	HWAWELLTEX	43.7	44.2	43.1	43.7	43.8	-0.1	99	3.213	73,793
154	IBNSINA	246.5	247.4	245.4	246.8	246.0	0.5	39	1.352	5,480
155	IBP	20.7	21.5	20.5	20.7	21.0	-0.3	768	38.026	1,820,610
156	ICB	123.1	123.9	120.6	123.1	120.0	3.1	956	50.182	408,867
157	ICB3RDNRB	7.6	7.7	7.3	7.6	7.2	0.4	454	19.371	2,600,614
158	ICBAGRANI1	9.1	9.2	9.1	9.1	9.1	0.0	71	2.82	309,438
159	ICBAMCL2ND	12.3	12.6	11.9	12.3	12.5	-0.2	228	17.354	1,414,518
160	ICBEPMF1S1	8.7	8.7	8.5	8.6	8.5	0.2	308	39.384	4,578,918
161	ICBIBANK	4.7	4.7	4.5	4.7	4.3	0.4	454	18.114	3,862,841
162	ICBSONALI1	9.1	9.2	9.0	9.1	9.1	0.0	43	1.434	157,449
163	IDLC	60.7	61.4	59.8	60.7	59.6	1.1	612	40.649	670,135
164	IFADAUTOS	51.8	52.5	51.6	51.8	51.7	0.1	702	30.983	596,841
165	IFIC	13.0	13.5	12.9	13.0	13.2	-0.2	1,876	130.463	9,902,006
166	IFIC1STMF	7.2	7.3	7.0	7.2	6.9	0.3	499	46.812	6,599,262
167	IFILISLMF1	7.3	7.5	6.9	7.3	7.0	0.3	137	4.973	689,471
168	ILFSL	7.5	7.5	7.2	7.5	6.9	0.6	517	30.608	4,113,517
169	IMAMBUTTON	26.7	27.9	26.2	26.7	27.0	-0.3	62	0.798	29,430
170	INDEXAGRO	103.0	106.2	102.5	103.0	104.8	-1.8	860	33.709	324,316
171	INTECH	35.6	36.5	34.5	35.6	34.7	0.9	465	14.976	419,385
172	INTRACO	22.2	23.4	22.0	22.2	23.0	-0.8	1,021	48.15	2,140,691
173	IPDC	29.3	30.0	28.7	29.3	28.9	0.4	463	22.254	756,092
174	ISLAMIBANK	28.8	29.3	28.6	28.8	29.4	-0.6	236	6.728	232,416
175	ISLAMICFIN	25.5	26.5	24.5	25.5	24.2	1.3	2,370	191.217	7,477,917
176	ISLAMIINS	53.8	55.2	53.5	53.8	55.5	-1.7	485	16.195	298,772
177	ISNLTD	38.8	39.6	38.2	38.8	38.6	0.2	435	11.514	295,201
178	ITC	38.8	39.7	37.3	38.8	37.0	1.8	1,099	63.72	1,662,100
179	JAMUNABANK	21.2	21.4	21.1	21.2	21.4	-0.2	370	25.471	1,199,085
180	JAMUNAOIL	162.7	163.9	162.2	162.7	162.2	0.5	55	2.12	13,021
181	JANATAINS	38.5	39.9	38.1	38.5	39.4	-0.9	186	6.243	159,920
182	JMISMDL	331.1	332.7	326.2	331.1	328.1	3.0	424	14.768	44,800
183	JUTESPINN	113.4	122.0	109.9	113.4	120.1	-6.7	75	0.96	8,357
184	KARNAPHULI	40.8	41.5	40.2	40.8	41.2	-0.4	456	13.203	323,879
185	KAY&QUE	210.9	222.5	197.1	210.9	216.0	-5.1	374	10.48	49,345
186	KBPPWBIL	14.6	15.9	14.4	14.6	15.4	-0.8	1,053	46.188	3,103,625
187	KDSALTD	49.1	50.3	49.0	49.1	50.2	-1.1	229	9.98	202,059
188	KEYACOSMET	9.3	9.8	9.1	9.3	9.4	-0.1	5,556	424.88	45,268,284
189	KOHINOOR	394.0	402.0	391.0	392.9	401.2	-7.2	236	3.58	9,104
190	KPCL	37.2	37.9	37.0	37.2	37.0	0.2	438	15.64	418,781
191	KPPL	15.1	16.3	14.9	15.1	15.8	-0.7	1,417	48.03	3,118,314
192	KTL	30.6	32.7	29.8	30.6	32.3	-1.7	937	91.529	2,928,325
193	LANKABAFIN	37.8	38.5	36.1	37.8	35.9	1.9	5,029	495.544	13,165,653
194	LEGACYFOOT	57.3	57.7	56.4	57.3	56.7	0.6	320	6.143	107,668
195	LHBL	60.9	61.5	58.8	60.9	59.2	1.7	3,362	398.81	6,557,531
196	LIBRAINFU	526.6	539.0	525.0	526.6	532.7	-6.1	233	2.763	5,220
197	LINDEBD	1,301.9	1,316.0	1,301.3	1,301.9	1,302.8	-0.9	138	9.68	7,421
198	LRBDL	48.1	49.2	48.0	48.1	48.3	-0.2	1,461	49.486	1,023,515
199	LRGLOBMF1	8.0	8.1	7.7	8.0	7.8	0.2	276	19.974	2,541,353
200	MAKSONSPIN	20.7	21.8	20.5	20.7	21.5	-0.8	2,494	228.003	10,812,651



## Price Matrix (06.07.2021)

#	TRADING CODE	LTP*	HIGH	LOW	CLOSEP*	YCP*	CHANGE	TRADE	VALUE (mn)	VOLUME
201	MALEKSPIN	31.3	34.3	30.5	31.3	33.7	-2.4	2,529	175.296	5,432,892
202	MARICO	2,217.1	2,220.0	2,204.5	2,217.1	2,204.5	12.6	107	4.119	1,861
203	MATINSPINN	56.2	59.1	55.7	56.2	58.4	-2.2	1,110	71.169	1,253,239
204	MBL1STMF	8.6	8.7	8.4	8.6	8.4	0.2	312	15.249	1,794,859
205	MEGCONMILK	14.3	15.4	14.3	14.6	15.2	-0.9	141	2.257	151,849
206	MEGHNACEM	73.6	73.6	71.6	72.2	72.2	1.4	31	0.877	12,149
207	MEGHNALIFE	85.5	89.7	85.1	85.5	88.2	-2.7	322	16.57	192,320
208	MEGHNAPET	16.3	17.1	16.0	16.3	16.9	-0.6	147	2.476	147,206
209	MERCANBANK	14.7	15.0	14.6	14.7	15.0	-0.3	405	33.886	2,297,670
210	MERCINS	54.2	55.9	53.6	54.2	55.5	-1.3	394	13.893	253,084
211	METROSPIN	18.3	19.8	18.1	18.3	19.5	-1.2	1,118	55.853	2,973,099
212	MHSML	19.0	20.2	18.8	19.0	19.8	-0.8	647	38.953	2,021,878
213	MICEMENT	71.0	72.7	70.6	72.2	72.1	-1.1	100	2.665	37,024
214	MIDASFIN	21.3	21.8	20.3	21.3	20.4	0.9	577	24.18	1,138,027
215	MIRACLEIND	32.2	33.9	32.0	32.2	33.9	-1.7	981	29.829	909,163
216	MIRAKHTER	81.2	84.3	80.6	81.2	83.6	-2.4	1,136	48.691	589,927
217	MITHUNKNIT	13.9	15.5	13.5	13.9	14.1	-0.2	370	9.713	650,606
218	MJLBD	83.3	84.0	83.2	83.4	83.9	-0.6	135	6.30	75,362
219	MLDYEING	33.8	35.2	33.3	33.8	32.0	1.8	5,112	422.617	12,302,210
220	MONNOAGML	579.5	590.0	575.1	576.3	586.1	-6.6	546	8.028	13,837
221	MONNOCERA	114.8	117.9	114.5	114.8	116.9	-2.1	662	17.839	154,129
222	MONNOFABR	26.5	30.0	24.9	26.5	27.6	-1.1	1,573	62.959	2,431,602
223	MONOSPOOL	152.0	160.0	143.1	152.0	150.5	1.5	237	5.664	36,670
224	MPETROLEUM	183.7	184.4	183.3	183.7	183.6	0.1	146	10.128	55,076
225	MTB	22.0	22.1	21.0	21.6	22.0	0.0	102	3.781	174,070
226	NAHEEACP	43.3	45.1	42.9	43.3	44.8	-1.5	411	14.826	338,028
227	NATLIFEINS	237.4	240.5	235.2	237.4	240.1	-2.7	36	0.563	2,357
228	NAVANACNG	35.3	36.0	35.0	35.3	35.4	-0.1	205	7.324	207,056
229	NBL	7.8	8.0	7.8	7.8	7.9	-0.1	1,230	52.864	6,742,058
230	NCCBANK	14.7	14.8	14.6	14.7	14.7	0.0	188	6.325	430,391
231	NCCBLMF1	8.4	8.5	8.3	8.4	8.2	0.2	151	5.06	602,551
232	NEWLINE	31.5	32.7	30.6	31.5	32.2	-0.7	429	76.214	2,367,485
233	NFML	38.5	41.8	37.8	38.5	39.9	-1.4	1,862	214.40	5,448,417
234	NHFIL	47.0	48.9	46.5	47.0	46.5	0.5	629	43.483	910,846
235	NITOLINS	56.7	57.8	56.3	56.7	57.2	-0.5	356	18.662	328,252
236	NLI1STMF	15.6	15.7	15.4	15.6	15.4	0.2	111	7.457	481,077
237	NORTHERN	270.1	283.9	270.1	271.7	275.7	-5.6	227	4.077	14,860
238	NORTHRNINS	59.2	62.0	58.5	59.2	61.6	-2.4	834	38.787	647,490
239	NPOLYMAR	59.6	60.0	56.8	59.6	56.7	2.9	2,234	145.632	2,475,151
240	NRBCBANK	30.0	31.9	29.8	30.0	31.5	-1.5	1,870	121.885	4,005,643
241	NTC	543.3	557.6	540.0	543.3	557.6	-14.3	45	0.628	1,152
242	NLTUBES	95.9	97.9	95.5	95.9	97.1	-1.2	393	12.269	127,529
243	NURANI	10.6	10.6	10.0	10.6	9.7	0.9	2,235	97.25	9,374,652
244	OAL	15.5	17.9	14.7	15.5	16.3	-0.8	4,547	244.701	15,213,270
245	OIMEX	26.0	26.5	25.0	25.6	24.6	1.4	743	29.732	1,160,061
246	OLYMPIC	170.3	171.0	169.6	170.3	169.8	0.5	275	32.757	192,385
247	ONEBANKLTD	12.9	13.2	12.8	12.9	13.0	-0.1	661	39.968	3,078,601
248	ORIONINFU	68.3	69.9	68.0	68.4	68.5	-0.2	466	13.299	194,642
249	ORIONPHARM	53.9	55.2	53.6	53.9	54.5	-0.6	1,550	101.519	1,871,889
250	PADMALIFE	31.6	32.8	29.8	31.6	32.8	-1.2	171	3.005	94,116

## Price Matrix (06.07.2021)

#	TRADING CODE	LTP*	HIGH	LOW	CLOSEP*	YCP*	CHANGE	TRADE	VALUE (mn)	VOLUME
251	PADMAOIL	200.1	202.8	200.0	200.8	200.9	-0.8	50	1.367	6,812
252	PAPERPROC	72.0	72.0	72.0	72.0	65.5	6.5	4	0.08	1,171
253	PARAMOUNT	87.8	90.9	87.3	87.8	89.8	-2.0	973	47.149	532,326
254	PDL	14.3	14.9	14.1	14.3	14.5	-0.2	2,073	141.55	9,756,838
255	PENINSULA	22.2	22.6	21.7	22.2	21.9	0.3	639	25.076	1,130,888
256	PEOPLESINS	45.3	46.7	45.1	45.3	46.3	-1.0	258	9.907	218,072
257	PF1STMF	11.0	11.3	10.9	11.0	10.9	0.1	389	18.305	1,658,939
258	PHARMAID	396.3	402.0	395.0	396.3	396.0	0.3	174	3.781	9,504
259	PHENIXINS	63.0	64.0	61.0	61.5	63.7	-0.7	329	13.759	218,925
260	PHOENIXFIN	31.5	33.5	31.5	32.3	31.8	-0.3	317	69.226	2,114,172
261	PHPMF1	7.3	7.4	6.9	7.3	7.0	0.3	551	28.731	4,005,194
262	PIONEERINS	157.7	162.1	153.4	157.7	155.9	1.8	1,529	96.411	612,259
263	PLFSL	0.0	0.0	0.0	3.0	3.0	--	0	0	0
264	POPULAR1MF	6.8	6.9	6.5	6.8	6.5	0.3	446	33.688	5,000,811
265	POPULARLIF	105.6	111.9	104.0	105.6	110.4	-4.8	1,089	39.537	368,830
266	POWERGRID	45.3	45.6	45.1	45.3	45.2	0.1	521	38.07	839,460
267	PRAGATIINS	96.7	104.0	95.5	96.7	102.9	-6.2	653	25.245	256,360
268	PRAGATILIF	106.6	110.5	105.2	106.6	110.5	-3.9	469	17.167	159,585
269	PREMIERBAN	13.1	13.5	13.0	13.1	13.0	0.1	687	62.153	4,723,575
270	PREMIERCEM	72.8	72.8	71.2	72.3	72.5	0.3	24	0.763	10,562
271	PREMIERLEA	10.1	10.1	9.3	10.1	9.2	0.9	974	45.227	4,574,993
272	PRIME1ICBA	8.1	8.2	7.9	8.1	7.8	0.3	122	4.748	589,815
273	PRIMEBANK	22.7	23.1	22.6	22.7	23.0	-0.3	428	53.793	2,349,669
274	PRIMEFIN	13.7	14.1	13.1	13.7	13.1	0.6	1,072	58.341	4,252,196
275	PRIMEINSUR	59.5	61.9	58.3	58.9	62.1	-2.6	349	13.543	227,254
276	PRIMELIFE	64.1	68.0	63.8	64.1	65.8	-1.7	200	4.256	65,443
277	PRIMETEX	22.6	24.1	22.3	22.6	23.4	-0.8	373	12.726	556,972
278	PROGRESLIF	119.4	127.5	117.0	119.4	126.2	-6.8	585	24.705	203,231
279	PROVATIINS	195.0	199.5	186.4	197.0	193.9	1.1	75	1.431	7,500
280	PTL	54.0	56.0	53.8	54.0	55.8	-1.8	950	56.772	1,040,109
281	PUBALIBANK	25.5	25.9	24.8	25.3	25.7	-0.2	49	1.238	49,196
282	PURABIGEN	44.0	46.6	43.8	44.0	46.0	-2.0	1,321	54.719	1,222,092
283	QUASEMIND	45.6	46.2	45.5	45.7	46.1	-0.5	203	11.493	250,670
284	QUEENSOUTH	31.1	33.4	30.8	31.1	33.0	-1.9	2,773	148.987	4,678,273
285	RAHIMAFOOD	219.5	226.4	216.0	219.5	222.5	-3.0	613	21.401	96,657
286	RAHIMTEXT	229.0	233.0	228.2	229.0	227.8	1.2	15	0.036	159
287	RAK CERAMIC	35.0	35.5	34.4	35.0	35.5	-0.5	326	13.375	381,676
288	RANFOUNDRY	124.9	127.0	123.5	124.9	124.6	0.3	83	2.214	17,717
289	RDFOOD	37.6	38.0	36.6	37.6	36.9	0.7	376	21.288	565,996
290	RECKITT BEN	4,361.1	4,365.0	4,353.0	4,361.1	4,352.6	8.5	125	3.64	835
291	REGENTTEX	11.8	12.0	11.3	11.8	11.5	0.3	823	34.657	2,957,613
292	RELIANCE1	13.1	13.2	12.9	13.1	12.9	0.2	243	16.628	1,276,325
293	RELIANCINS	103.4	110.0	103.0	103.4	108.7	-5.3	775	41.468	391,881
294	RENATA	1,312.3	1,316.0	1,308.1	1,312.3	1,316.9	-4.6	94	7.1	5,411
295	RENWICKJA	875.5	875.5	840.0	875.5	814.5	61.0	255	7.467	8,576
296	REPUBLIC	55.8	58.9	55.2	55.8	57.9	-2.1	589	25.154	444,533
297	RINGSHINE	11.3	11.9	11.2	11.3	11.5	-0.2	2,824	146.073	12,733,012
298	RNSPIN	6.2	6.2	6.0	6.2	5.7	0.5	1,032	35.704	5,779,517
299	ROBI	43.5	44.0	43.4	43.5	43.6	-0.1	3,280	111.151	2,549,906
300	RSRMSTEEL	22.6	23.0	22.4	22.6	22.5	0.1	438	15.09	666,158

## Price Matrix (06.07.2021)

#	TRADING CODE	LTP*	HIGH	LOW	CLOSEP*	YCP*	CHANGE	TRADE	VALUE (mn)	VOLUME
301	RUNNERAUTO	66.2	67.5	65.5	66.6	67.5	-1.3	334	18.659	281,087
302	RUPALIBANK	36.1	37.8	35.9	36.1	36.8	-0.7	390	17.311	476,920
303	RUPALIINS	40.9	43.1	40.5	40.9	42.7	-1.8	1,049	36.465	876,934
304	RUPALILIFE	75.9	80.4	75.2	75.9	79.8	-3.9	881	32.058	416,956
305	SAFKOSPINN	25.1	26.7	24.7	25.1	26.3	-1.2	505	22.656	877,102
306	SAIFPOWER	23.8	24.5	23.7	23.8	24.2	-0.4	1,451	87.423	3,643,725
307	SAIHAMCOT	18.7	19.5	18.5	18.7	19.3	-0.6	1,015	55.422	2,937,647
308	SAIHAMTEX	23.9	24.8	23.8	23.9	24.4	-0.5	628	35.477	1,472,378
309	SALAMCRST	31.8	33.0	31.3	31.8	33.0	-1.2	431	15.369	475,475
310	SALVOCHEM	32.7	34.5	31.4	32.7	33.8	-1.1	783	50.962	1,521,991
311	SAMATALETH	74.2	75.1	72.6	74.2	75.4	-1.2	268	8.88	119,446
312	SAMORITA	67.3	67.8	66.1	67.1	67.2	0.1	61	2.804	41,771
313	SANDHANINS	44.0	46.4	43.3	44.0	45.9	-1.9	1,569	75.691	1,695,151
314	SAPORTL	27.9	28.7	27.6	27.9	27.8	0.1	639	35.228	1,248,713
315	SAVAREFR	200.0	205.0	183.6	196.5	200.9	-0.9	53	0.821	4,149
316	SEAPEARL	40.7	42.5	40.5	40.7	42.4	-1.7	1,215	46.419	1,129,231
317	SEBL1STMF	0.0	0.0	0.0	13.1	13.1	--	0	0	0
318	SEMLFBSLGF	11.1	11.2	10.6	11.1	10.5	0.6	353	18.724	1,705,389
319	SEMLIBLSF	13.1	13.4	12.6	13.1	12.6	0.5	336	18.931	1,467,135
320	SEMLLECMF	12.2	12.3	11.8	12.2	12.0	0.2	366	21.493	1,784,514
321	SHAHJABANK	20.1	20.1	20.0	20.1	20.1	0.0	79	3.936	196,322
322	SHASHADNIM	27.1	28.3	27.0	27.1	28.0	-0.9	600	25.96	945,482
323	SHEPHERD	16.3	16.9	16.2	16.3	16.8	-0.5	477	14.323	874,384
324	SHURWID	20.2	20.8	19.5	20.2	19.4	0.8	1,685	71.429	3,534,866
325	SHYAMPSUG	65.0	69.6	61.3	64.0	65.2	-0.2	64	0.874	13,359
326	SIBL	13.4	13.7	13.3	13.4	13.6	-0.2	174	7.41	549,943
327	SILCOPHL	29.2	29.7	28.2	29.2	28.5	0.7	1,100	86.839	2,987,180
328	SILVAPHL	20.5	21.7	20.3	20.5	21.3	-0.8	934	39.963	1,920,839
329	SIMTEX	19.0	20.0	18.8	19.0	19.7	-0.7	807	35.575	1,849,185
330	SINGERBD	177.1	178.3	176.8	177.1	177.8	-0.7	166	9.454	53,368
331	SINOBANGLA	49.3	50.3	49.3	49.4	50.2	-0.9	273	7.869	158,363
332	SKTRIMS	41.1	42.5	41.0	41.1	42.0	-0.9	1,214	54.63	1,318,334
333	SONALIANS	436.0	438.9	433.7	434.6	435.3	0.7	294	5.091	11,693
334	SONALILIFE	13.3	13.3	13.3	13.3	12.1	1.2	45	0.015	1,110
335	SONALIPAPR	219.8	234.9	218.0	219.8	234.1	-14.3	1,125	39.586	177,471
336	SONARBAINS	87.0	92.5	86.3	87.0	90.6	-3.6	1,431	68.445	767,223
337	SONARGAON	24.8	27.0	24.4	24.8	26.5	-1.7	709	14.675	576,313
338	SOUTHEASTB	15.3	15.5	14.9	15.3	15.4	-0.1	842	72.821	4,782,635
339	SPCERAMICS	26.9	27.2	25.5	26.9	25.9	1.0	1,143	50.215	1,905,252
340	SPCL	72.7	74.0	72.5	72.7	73.0	-0.3	167	3.883	53,316
341	SQUARETEXT	47.7	48.7	47.0	47.3	48.8	-1.1	184	5.669	119,239
342	SQURPHARMA	217.9	220.0	217.3	217.9	219.4	-1.5	2,432	125.82	576,430
343	SSSTEEL	20.4	20.8	20.3	20.4	20.4	0.0	1,850	95.308	4,638,695
344	STANCERAM	192.0	202.3	190.0	191.3	195.9	-3.9	536	7.936	40,933
345	STANDARINS	72.6	76.0	72.0	72.6	76.1	-3.5	625	30.476	412,608
346	STANDBANKL	9.1	9.3	9.1	9.1	9.2	-0.1	228	14.323	1,565,417
347	STYLECRAFT	145.7	149.0	145.0	145.7	147.2	-1.5	302	5.27	36,153
348	SUMITPOWER	43.8	44.2	43.6	43.8	44.0	-0.2	934	46.216	1,052,794
349	SUNLIFEINS	32.1	34.4	32.1	32.6	33.4	-1.3	70	3.1	93,900
350	TAKAFULINS	56.1	60.0	55.9	56.1	57.0	-0.9	87	2.627	46,370

Price Matrix (06.07.2021)										
#	TRADING CODE	LTP*	HIGH	LOW	CLOSEP*	YCP*	CHANGE	TRADE	VALUE (mn)	VOLUME
351	TALLUSPIN	8.4	8.4	8.1	8.4	7.7	0.7	449	15.767	1,880,459
352	TAMIJTEX	53.7	53.7	53.7	53.7	48.9	4.8	14	0.398	7,411
353	TAUFIKA	29.1	30.6	28.9	29.1	29.9	-0.8	644	24.505	828,990
354	TITASGAS	35.7	35.9	35.2	35.7	35.6	0.1	422	12.389	348,788
355	TOSRIFA	18.8	20.0	18.6	18.8	18.9	-0.1	199	8.251	435,227
356	TRUSTB1MF	7.3	7.4	7.1	7.3	7.1	0.2	718	68.648	9,454,572
357	TRUSTBANK	38.8	39.7	38.0	38.8	39.1	-0.3	474	51.206	1,314,591
358	TUNGHAI	5.8	5.8	5.6	5.8	5.3	0.5	417	9.698	1,679,585
359	UCB	16.0	16.3	15.9	16.0	16.1	-0.1	261	16.967	1,060,772
360	UNILEVERCL	2,780.0	2,791.0	2,766.1	2,783.1	2,770.7	9.3	91	4.614	1,665
361	UNIONCAP	9.2	9.2	8.5	9.2	8.4	0.8	892	32.76	3,632,551
362	UNIQUEHRL	39.0	39.7	38.7	38.8	38.4	0.6	203	4.638	118,706
363	UNITEDFIN	18.8	18.9	17.3	18.8	17.2	1.6	1,474	85.023	4,614,184
364	UNITEDINS	62.6	64.0	62.2	62.6	64.3	-1.7	240	6.246	99,310
365	UPGDCL	273.1	275.0	272.6	273.1	272.7	0.4	608	39.327	143,979
366	USMANIAGL	57.7	58.6	53.2	57.7	53.3	4.4	357	5.468	95,162
367	UTTARABANK	23.8	24.1	23.7	23.8	24.0	-0.2	362	14.609	611,869
368	UTTARAFIN	37.8	38.4	36.6	37.8	36.5	1.3	296	11.52	305,907
369	VAMLBDMF1	9.3	9.5	9.2	9.3	9.1	0.2	101	5.131	551,080
370	VAMLRBBF	9.4	9.7	9.3	9.4	9.2	0.2	74	2.078	219,420
371	VFSTDL	26.5	27.9	26.3	26.5	27.4	-0.9	1,043	55.359	2,055,597
372	WALTONHIL	1,331.1	1,347.0	1,326.0	1,331.1	1,343.1	-12.0	619	19.772	14,797
373	WATACHEM	280.2	285.5	279.0	280.2	281.2	-1.0	179	3.987	14,182
374	WMSHIPYARD	14.3	14.8	14.1	14.3	13.6	0.7	3,351	208.925	14,413,503
375	YPL	14.6	15.3	14.0	14.6	14.3	0.3	1,346	58.871	4,030,259
376	ZAHEENSPIN	10.8	10.8	10.4	10.8	9.9	0.9	1,394	63.745	5,950,103
377	ZAHINTEX	9.4	9.4	9.0	9.4	8.6	0.8	804	41.556	4,437,995
378	ZEALBANGLA	119.1	127.0	118.1	119.1	124.7	-5.6	122	2.677	21,766

Sources: <https://www.dsebd.org/>

## UFCML Research Team

Contact:

**Rishad Reza Nur**

Analyst

Mob: 01715551555

Email: rishad\_reza@outlook.com

**UTTARA FINANCE CAPITAL MANAGEMENT LIMITED**

Jibon Bima Tower (6<sup>th</sup> Floor)

10 Dilkusha C/A

Dhaka-1000, Bangladesh.