


Market Overview:

Indices	TV	YV	Changes	% Ch
DSE X Index	7140.5040	7218.0553	-77.55130	-1.0744%
DSE S Index	1556.2207	1578.8294	-22.60875	-1.4320%
DS30 Index	2611.6882	2635.1519	-23.46372	-0.8904%

The DSEX closed at 7140.50 points down by 77.55 points. The DSES closed at 1556.22 down by 22.60 points. The DS30 closed at 2611.68 down by 23.46 points.

Trade Overview:

Total Trade	Total Volume	Total Value In core	Total Market Cap In core	Turnover Velocity percentage
306,250	495,802,932	2097.409	573,847.0851	84.80%

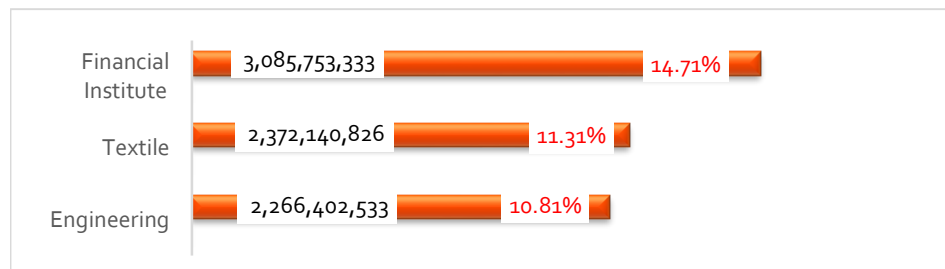
Total turnover was worth BDT 2097.53 crores. Prices of only 52 issues were increased whereas that of 300 issues were declined and the price of the rests were remained unchanged. The turnover velocity remained to 84.80%.

Daily Market Update

September 14, 2021

DAILY MARKET ANALYSIS
GRAPHS OF MAJOR INDICES
Analysis of Market Index (DSEX):

The DSE bourse crashed on dispute of Bangladesh Bank & BSEC on the issue of disbursement of unclaimed dividend. The bourse finally ended up with a losing streak with 77.55 points lower than the previous day with a high trade volume & turnover.

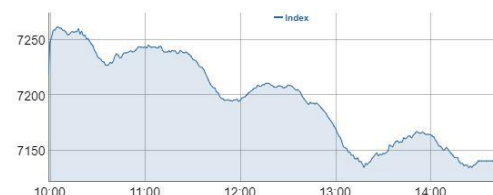
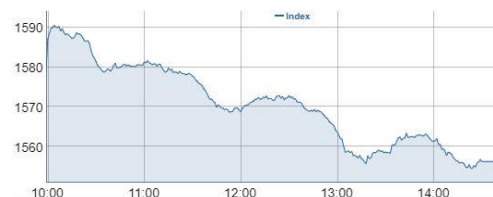
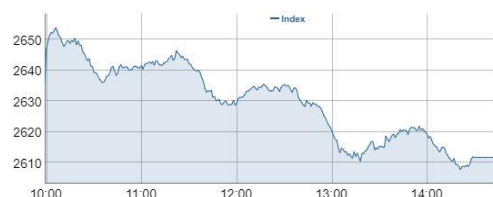
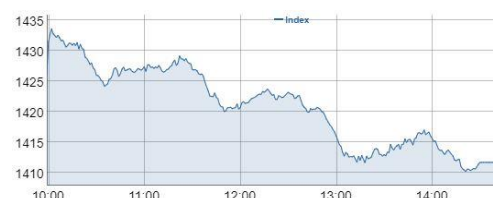
Sector Analysis:


Financial Institute topped the chart with a total trade value of Tk. 308.57 crores which was 14.71% of the total value. **Textile** ranked second and **Engineering** ranked third with total trade value of Tk. 237.21 crores (11.31%) and Tk. 226.64 crores (10.81%) respectively.

Company Analysis:

Top Three Stocks (by Value)						
Trading Codes	YCP	CloseP	Changes	Trade	Value (mn)	Volume
LANKABAFIN	41.7	42.1	0.4	7,085	1,115.424	26,069,133
BEXIMCO	117.3	119.4	2.1	4,575	894.920	7,510,595
BXPHERMA	224.5	220.1	(4.4)	2,998	708.537	3,173,332

LANKABAFIN topped the total value chart with a close price of Tk. 42.1, price change of Tk. (0.4) with a trade value of 89.49 crores followed by **BEXIMCO** Tk. 119.4, Tk. (2.1), (89.49 crores) and **BXPHERMA** Tk. Tk. 220.1, (4.4), (70.85 crores).

DSEX

DSES

DS30

CDSET


Top Twenty Shares by Value

TRADING CODE	LTP*	HIGH	LOW	YCP*	CLOSEP*	TRADE	VALUE (mn)	VOLUME
LANKABAFIN	42.1	43.7	41.9	41.7	42.1	7,085	1,115.42	26,069,133
BEXIMCO	119.4	120.7	117.1	117.3	119.4	4,575	894.92	7,510,595
BXPHERMA	220.1	227.5	218.4	224.5	220.1	2,998	708.537	3,173,332
PTL	63.4	66	62.8	61.9	63.4	3,901	523.7	8,147,416
WALTONHIL	1319.6	1345.9	1263.7	1347.9	1319.6	4,333	497.046	387,475
BATBC	652.5	663	651	658.2	652.5	5,384	394.748	602,041
LHBL	75	77.1	74.1	76.4	75	3,162	370.933	4,934,753
SAIFPOWER	34.2	34.4	33.6	33.9	34.2	2,631	361.801	10,642,426
IPDC	41.5	42.9	40.8	40.3	41.5	3,194	344.657	8,228,789
ISLAMICFIN	32.2	33.1	31.8	31.5	32.2	2,781	344.524	10,622,184
SQURPHARMA	241.9	248.5	241.2	243.3	241.9	4,203	330.62	1,355,525
NHFIL	82.5	83.9	75.5	79	82.5	1,978	314.078	3,907,650
DELTA LIFE	156.9	159	150.2	151.9	156.9	3,042	218.942	1,410,127
MAKSONSPIN	28.6	29.7	28.2	28.6	28.6	2,327	214.937	7,397,580
IFIC	16.3	16.8	16.2	16.6	16.3	1,873	209.988	12,735,107
SBACBANK	22.6	23.8	22.3	22.3	22.6	6,759	207.089	9,035,431
AIL	57.1	61	56	58.3	57.1	2,512	194.076	3,330,985
MEGHNALIFE	116.4	118	110.3	109.5	116.4	2,802	188.602	1,639,406
BBSCABLES	69.8	72.7	69	71.8	69.8	2,281	185.556	2,616,197
NRBCBANK	29.3	30.9	29	30.6	29.3	2,174	179.911	5,995,144

Top Twenty Shares by Volume

TRADING CODE	LTP*	HIGH	LOW	YCP*	CLOSEP*	TRADE	VALUE (mn)	VOLUME
LANKABAFIN	42.1	43.7	41.9	41.7	42.1	7,085	1115.424	26,069,133
NBL	8.6	8.8	8.5	8.7	8.6	1,160	132.399	15,269,741
IFIC	16.3	16.8	16.2	16.6	16.3	1,873	209.988	12,735,107
SAIFPOWER	34.2	34.4	33.6	33.9	34.2	2,631	361.80	10,642,426
ISLAMICFIN	32.2	33.1	31.8	31.5	32.2	2,781	344.524	10,622,184
SBACBANK	22.6	23.8	22.3	22.3	22.6	6,759	207.089	9,035,431
ALIF	16.5	17.5	16.4	17.2	16.5	1,956	149.563	8,899,998
TRUSTB1MF	7.3	7.6	7.3	7.5	7.3	714	65.141	8,801,372
IPDC	41.5	42.9	40.8	40.3	41.5	3,194	344.657	8,228,789
PTL	63.4	66	62.8	61.9	63.4	3,901	523.7	8,147,416
BEXIMCO	119.4	120.7	117.1	117.3	119.4	4,575	894.92	7,510,595
MAKSONSPIN	28.6	29.7	28.2	28.6	28.6	2,327	214.937	7,397,580
NRBCBANK	29.3	30.9	29	30.6	29.3	2,174	179.91	5,995,144
POPULAR1MF	7	7.1	6.9	7	7	418	39.496	5,652,003
1JANATAMF	9.6	9.7	9.5	9.7	9.6	707	53.643	5,577,052
KEYACOSMET	9.4	9.6	9.3	9.5	9.4	1,275	52.157	5,510,613
METROSPIN	31.4	32.6	31	29.9	31.4	2,907	169.847	5,335,258
ONEBANKLTD	13.7	14.1	13.6	14	13.7	615	72.213	5,229,697
FIRSTSBANK	13	13.2	12.9	13.2	13	896	66.587	5,099,744
LHBL	75	77.1	74.1	76.4	75	3,162	370.933	4,934,753

Top Twenty Shares by Trade								
TRADING CODE	LTP*	HIGH	LOW	YCP*	CLOSEP*	TRADE	VALUE(mn)	VOLUME
LANKABAFIN	42.1	43.7	41.9	41.7	42.1	7,085	1,115.42	26,069,133
SBACBANK	22.6	23.8	22.3	22.3	22.6	6,759	207.089	9,035,431
BATBC	652.5	663	651	658.2	652.5	5,384	394.75	602,041
BEXIMCO	119.4	120.7	117.1	117.3	119.4	4,575	894.92	7,510,595
WALTONHIL	1319.6	1345.9	1263.7	1347.9	1319.6	4,333	497.046	387,475
SQURPHARMA	241.9	248.5	241.2	243.3	241.9	4,203	330.62	1,355,525
PTL	63.4	66	62.8	61.9	63.4	3,901	523.7	8,147,416
IPDC	41.5	42.9	40.8	40.3	41.5	3,194	344.657	8,228,789
LHBL	75	77.1	74.1	76.4	75	3,162	370.933	4,934,753
DELTA LIFE	156.9	159	150.2	151.9	156.9	3,042	218.942	1,410,127
ROBI	42.1	42.5	42	42.2	42.1	3,016	99.68	2,363,056
PHARMAID	620.8	662	609.2	658.5	620.8	3,015	121.095	191,528
BXP HARMA	220.1	227.5	218.4	224.5	220.1	2,998	708.537	3,173,332
METROSPIN	31.4	32.6	31	29.9	31.4	2,907	169.847	5,335,258
NLTUBES	121	125.8	120.2	121.5	121	2,891	117.669	957,450
MEGHNA LIFE	116.4	118	110.3	109.5	116.4	2,802	188.602	1,639,406
SONALILIFE	75.9	78	74.4	74.1	75.9	2,801	112.269	1,466,685
ISLAMICFIN	32.2	33.1	31.8	31.5	32.2	2,781	344.524	10,622,184
BPPL	46.5	47.9	46.3	47.1	46.5	2,733	89.795	1,916,349
SAIFPOWER	34.2	34.4	33.6	33.9	34.2	2,631	361.801	10,642,426

Sector Analysis						
Short Name	Up	Down	Unchanged	Trade Volume	Trade Value	(%)
Financial Institute	14	12	2	79,201,028	3,085,753,333	14.71%
Textile	11	51	5	82,632,288	2,372,140,826	11.31%
Engineering	7	42	0	37,812,095	2,266,402,533	10.81%
Pharmaceutical	5	27	0	24,108,656	2,243,580,295	10.70%
Insurance	14	44	0	28,224,092	2,041,204,495	9.73%
Bank	8	27	2	98,238,982	1,799,864,437	8.58%
Fuel&Power	7	22	0	19,974,754	1,555,387,936	7.42%
Miscellaneous	3	13	1	14,269,942	1,387,784,904	6.62%
Food&Allied	6	15	0	8,911,499	821,924,417	3.92%
Cement	3	6	0	6,594,495	609,750,880	2.91%
IT Sector	3	8	3	8,870,538	542,110,594	2.58%
Mutual Funds	2	24	11	57,764,911	513,395,126	2.45%
Real Estate	2	3	1	12,587,897	471,781,237	2.25%
Telecom	0	4	0	3,617,948	443,446,975	2.11%
Printing	2	4	0	2,229,544	263,893,727	1.26%
Ceramics	2	4	0	5,069,280	246,401,232	1.17%
Tannery	1	6	0	1,468,574	133,575,909	0.64%
Travel&Leis.	1	3	0	4,115,970	130,674,246	0.62%
Jute	0	3	0	109,658	44,189,160	0.21%
Corpo.Bond	0	2	0	781	828,111	0.00%
Debenture	0	0	0	-	-	0.00%
Total					20,974,090,371	100.00%

Top 10 Gainers (Based on YCP & Close price)					
Instr Code	Close	High	Low	YCP	%CHG
MEGHNALIFE	116.4	118	110.3	109.5	6.3014
SONALIPAPR	440.5	452.2	408.7	415.9	5.9149
UNIONCAP	15	15.2	14.2	14.2	5.6338
METROSPIN	31.4	32.6	31	29.9	5.0167
NHFIL	82.5	83.9	75.5	79	4.4304
DSHGARME	258.9	266.6	249.3	249.2	3.8925
DELTALIFE	156.9	159	150.2	151.9	3.2916
ICB	133.6	135	129	129.7	3.0069
KDSALTD	62.2	62.5	61.1	60.4	2.9801
IPDC	41.5	42.9	40.8	40.3	2.9777

Top 10 losers (Based on YCP & Close price)					
Instr Code	Close	High	Low	YCP	%CHG
TAMIJTEX	162.9	179.9	162.5	180.4	-9.70
ALLTEX	19.1	21.4	18.9	20.8	-8.17
PAPERPROC	198	213.00	197	215.90	-8.15
JUTESPINN	166.9	184.5	166	180.7	-7.64
MONOSPOOL	208.1	220	205	223.9	-7.06
AMCL(PRAN)	297	325	290	317	-6.31
PHARMAID	621	662	609	658.50	-5.73
LINDEBD	1,601.30	1,749	1,592	1,698.20	-5.71
APEXTANRY	126	132.50	125	132.80	-5.20
BDLAMPS	236	251	233	248.90	-5.18

Top 10 Gainers (Based on Open Price & LTD)					
Instr Code	Open	High	Low	LTP	%CHG
MEGHNALIFE	110.3	118	110.3	116.4	5.5304
NHFIL	79	83.9	75.5	82.5	4.4304
WALTONHIL	1263.7	1345.9	1263.7	1319.6	4.4235
ICB	129.5	135	129	133.6	3.166
SONALIPAPR	428.5	452.2	408.7	440.5	2.8005
RUPALIBANK	39.2	41.7	39.2	40.2	2.551
PRAGATIINS	92.5	95.6	92.5	94.8	2.4865
DELTALIFE	153.1	159	150.2	156.9	2.482
UNIONCAP	14.7	15.2	14.2	15	2.0408
SONALILIFE	74.4	78	74.4	75.9	2.016

Top 10 losers (Based on Open Price & LTD)					
Instr Code	Open	High	Low	LTP	%CHG
JUTESPINN	184.5	184.5	166.0	166.9	-9.5
EASTRN LUB	2,681.2	2,681.2	2,426.0	2,426.0	-9.5
TAMIJTEX	179.9	179.9	162.5	162.9	-9.4
DULAMIACOT	71.5	73.5	65.0	65.0	-9.1
AMCL(PRAN)	325.0	325.0	290.0	297.0	-8.6
LINDEBD	1,749.0	1,749.0	1,592.1	1,601.3	-8.4
SHYAMPSUG	124.4	124.7	114.3	115.4	-7.2
USMANIAGL	79.8	79.8	73.7	74.2	-7.0
BANGAS	158.2	158.2	141.0	147.8	-6.6
BNICL	144.5	144.5	134.3	135.1	-6.5

Block Trade					
Instr Code	Max Price	Min Price	Trades	Quantity	Value(In Mn)
ABBANK	16.4	16.4	1	500000	8.2
ADNTEL	80.5	75.6	4	1370000	103.837
AIL	57.1	53	3	121000	6.823
ALIF	17.3	17.3	1	200000	3.46
ANWARGALV	420	420	1	3000	1.26
APEXSPINN	166.7	166.7	1	3000	0.5
ATCSLGF	11	11	1	4800000	52.8
BARKAPOWER	31.4	31.4	1	116000	3.642
BBSCABLES	74	74	1	11500	0.851
BDFINANCE	70.7	60	7	319500	22.428
BEXIMCO	117	105.6	2	28522	3.24
BNICL	145	145	2	17000	2.465
BPPL	47.8	47.8	1	12500	0.598
BXPHERMA	227	223.1	3	46845	10.577
CITYBANK	28.9	28.9	1	300000	8.67
CONFIDCEM	172	172	1	3100	0.533
DAFODILCOM	70	70	1	11595	0.812
DELTALIFE	150.5	150	3	175000	26.277
DHAKABANK	16.3	16.3	1	40000	0.652
DOMINAGE	42	37.1	2	145001	5.6
DOREENPWR	88.8	88.8	1	10000	0.888
DSSL	22	22	1	30500	0.671
EHL	61.5	59.9	3	117000	7.168
ESQUIRENIT	41	40.4	2	50000	2.032
FORTUNE	63.4	62.1	4	85000	5.311
FUWANGFOOE	22.4	22.4	1	30000	0.672
GBBPOWER	52.7	52.7	2	40000	2.108
GENEXIL	118.5	115	5	833600	95.919
GP	382.7	382.7	2	50000	19.135

Block Trade					
Instr Code	Max Price	Min Price	Trades	Quantity	Value(In Mn)
HRTEX	91.1	91.1	1	6300	0.574
IFIC	17.9	16.4	3	796150	13.327
ILFSL	10.5	10.5	1	74400	0.781
INDEXAGRO	130.5	130.5	1	5000	0.652
ISLAMICFIN	33.8	31.4	2	82000	2.695
ISLAMIINS	78.8	78.8	1	50000	3.94
LANKABAFIN	38	38	3	199999	7.6
LHBL	78.8	78.8	1	8150	0.642
MEGHNALIFE	116	116	1	5000	0.58
MIRAKHTER	100	100	1	100000	10
MJLBD	101	101	1	20000	2.02
NEWLINE	31.8	31.8	1	16000	0.509
NFML	33.3	33.3	1	16000	0.533
NHFIL	78	71.1	4	44711	3.414
NITOLINS	68	68	1	18500	1.258
PENINSULA	27.5	25.1	2	73400	1.962
POWERGRID	58.2	52.2	2	50000	2.73
PRIMELIFE	76.7	76.7	1	11300	0.867
PTL	63	59.5	15	743301	45.981
RAKCERAMIC	50	50	1	10000	0.5
RUNNERAUTO	68.2	68.2	1	10000	0.682
RUPALIINS	46.6	46.6	1	11000	0.513
SAIFPOWER	33.8	32.6	3	230000	7.569
SBACBANK	20.2	20.2	1	105100	2.123
SIMTEX	22.5	22.5	1	42086	0.947
SQRPHARMA	248	242.5	2	10508	2.573
SSSTEEL	24.3	24.3	1	185000	4.495
UTTARAFIN	55.1	55.1	1	10000	0.551
WALTONHIL	1263.7	1263.7	2	6000	7.582
				116	12409568
					524.729

Price Matrix (14.09.2021)

#	TRADING CODE	LTP*	HIGH	LOW	CLOSEP*	YCP*	CHANGE	TRADE	VALUE (mn)	VOLUME
1	1JANATAMF	9.6	9.7	9.5	9.6	9.7	-0.1	707	53.643	5,577,052
2	1STPRIMFMF	20.9	21.5	20.5	20.6	21.2	-0.3	238	8.01	385,663
3	AAMRANET	55.0	56.9	54.3	55.0	55.0	0.0	525	59.04	1,056,342
4	AAMRATECH	31.5	32.5	31.3	31.5	32.0	-0.5	286	23.84	750,348
5	ABB1STMF	7.0	7.2	7.0	7.0	7.1	-0.1	258	24.56	3,483,740
6	ABBANK	15.8	16.2	15.7	15.8	16.0	-0.2	798	50.46	3,176,293
7	ACFL	43.4	44.7	43.0	43.4	44.3	-0.9	476	18.42	420,450
8	ACI	305.1	315.0	301.1	305.1	312.9	-7.8	1,335	86.68	281,471
9	ACIFORMULA	180.0	185.0	175.0	177.5	179.8	0.2	670	40.04	221,069
10	ACMELAB	94.8	98.0	94.4	94.8	97.1	-2.3	1,137	71.963	750,591
11	ACTIVEFINE	23.8	24.3	23.7	23.8	24.1	-0.3	679	40.78	1,698,850
12	ADNTEL	73.5	76.8	71.7	73.5	73.9	-0.4	1,229	125.68	1,699,550
13	ADVENT	26.0	26.7	25.9	26.0	26.2	-0.2	562	25.63	975,817
14	AFCAGRO	32.6	34.2	32.2	32.6	33.6	-1.0	553	23.989	726,875
15	AFTABAUTO	36.4	37.4	36.2	36.4	37.1	-0.7	350	8.04	218,915
16	AGNISYSL	23.4	24.4	23.3	23.4	23.6	-0.2	470	19.26	812,686
17	AGRANINS	61.1	62.3	60.3	61.1	61.2	-0.1	623	29.78	485,376
18	AIBL1STIMF	9.0	9.2	8.9	9.0	9.1	-0.1	130	4.423	491,788
19	AIL	57.1	61.0	56.0	57.1	58.3	-1.2	2,512	194.076	3,330,985
20	AL-HAJTEX	64.1	65.4	62.7	64.1	64.1	0.0	567	21.337	332,347
21	ALARABANK	26.3	26.8	26.0	26.1	26.6	-0.3	293	15.76	599,208
22	ALIF	16.5	17.5	16.4	16.5	17.2	-0.7	1,956	149.563	8,899,998
23	ALLTEX	19.8	21.4	18.9	19.1	20.8	-1.0	350	10.91	554,652
24	AMANFEED	69.3	71.9	68.6	69.3	70.3	-1.0	955	71.112	1,010,221
25	AMBEEPFA	611.8	645.0	605.0	611.8	635.2	-23.4	773	24.43	39,699
26	AMCL(PRAN)	297.0	325.0	290.0	297.0	317.0	-20.0	749	32.881	107,980
27	ANLIMAYARN	45.2	47.3	45.0	45.2	46.5	-1.3	300	7.15	156,278
28	ANWARGALV	448.2	458.0	441.0	448.2	449.2	-1.0	550	45.54	101,669
29	AOL	58.2	60.0	58.0	58.2	58.7	-0.5	690	26.25	445,774
30	APEXFOODS	177.3	188.0	175.5	177.3	181.3	-4.0	512	12.75	70,137
31	APEXFOOT	289.9	306.0	287.1	289.9	305.1	-15.2	522	17.84	60,657
32	APEXSPINN	146.5	157.5	145.0	146.5	153.1	-6.6	263	7.916	53,496
33	APEXTANRY	125.9	132.5	125.0	125.9	132.8	-6.9	188	5.574	43,401
34	APOLOISPAT	12.1	12.5	12.1	12.1	12.4	-0.3	1,180	36.954	3,015,289
35	ARAMIT	400.9	419.0	394.0	400.9	407.6	-6.7	489	15.313	37,845
36	ARAMITCEM	58.0	59.0	57.6	58.0	57.4	0.6	137	3.059	52,805
37	ARGONDENIM	25.1	25.8	25.0	25.1	25.3	-0.2	346	11.75	464,788
38	ASIAINS	91.4	94.5	90.9	91.4	93.7	-2.3	573	18.61	201,539
39	ASIAPACINS	69.0	70.7	68.1	69.0	70.2	-1.2	395	17.45	252,377
40	ATCSLGF	11.2	11.5	11.1	11.2	11.4	-0.2	457	17.45	1,551,495
41	ATLASBANG	127.6	132.0	127.1	127.6	129.1	-1.5	243	10.11	77,624
42	AZIZPIPES	147.8	154.7	146.0	147.8	151.7	-3.9	654	18.87	125,752
43	BANGAS	147.8	158.2	141.0	147.8	153.6	-5.8	560	17.08	112,804
44	BANKASIA	20.2	20.5	20.2	20.4	20.5	-0.3	100	9.33	458,256
45	BARKAPOWER	29.3	29.8	29.2	29.3	29.6	-0.3	828	39.82	1,350,815
46	BATASHOE	872.4	910.0	856.0	872.4	908.8	-36.4	504	14.49	16,609
47	BATBC	652.5	663.0	651.0	652.5	658.2	-5.7	5,384	394.75	602,041
48	BAYLEASING	34.1	35.4	33.9	34.1	34.4	-0.3	806	63.04	1,819,311
49	BBS	20.9	21.6	20.8	20.9	21.3	-0.4	352	10.88	515,050
50	BBSCABLES	69.8	72.7	69.0	69.8	71.8	-2.0	2,281	185.56	2,616,197

Price Matrix (14.09.2021)

#	TRADING CODE	LTP*	HIGH	LOW	CLOSEP*	YCP*	CHANGE	TRADE	VALUE (mn)	VOLUME
51	BDAUTOCA	164.4	170.0	161.2	164.4	164.1	0.3	709	21.071	126,016
52	BDCOM	26.1	27.4	25.9	26.1	26.9	-0.8	534	22.25	845,211
53	BDFINANCE	66.2	68.0	65.7	66.2	66.4	-0.2	1,205	178.72	2,678,859
54	BDLAMPS	236.0	251.0	233.0	236.0	248.9	-12.9	1,229	47.20	196,272
55	BDSERVICE	0.0	0.0	0.0	5.2	5.2	--	0	0.00	0
56	BDTHAI	28.1	29.2	27.8	28.1	28.7	-0.6	1,409	92.00	3,225,534
57	BDWELDING	22.8	23.8	22.6	22.8	22.6	0.2	242	6.31	273,063
58	BEACHHATCH	25.7	27.1	25.1	25.7	26.8	-1.1	313	7.592	293,086
59	BEACONPHAR	221.9	226.8	221.0	221.9	224.9	-3.0	573	39.603	177,769
60	BENGALWTL	27.6	28.6	27.2	27.6	28.2	-0.6	327	7.641	274,042
61	BERGERPBL	1,798.7	1,800.0	1,777.0	1,798.7	1,803.1	-4.4	812	122.47	68,352
62	BEXIMCO	119.4	120.7	117.1	119.4	117.3	2.1	4,575	894.92	7,510,595
63	BGIC	59.5	60.5	58.0	58.7	59.6	-0.1	339	13.547	228,852
64	BIFC	8.1	8.3	8.1	8.1	8.1	0.0	64	0.835	101,832
65	BNICL	135.1	144.5	134.3	135.1	139.5	-4.4	98	4.011	29,392
66	BPML	53.7	55.4	53.0	53.7	52.8	0.9	621	30.734	566,670
67	BPPL	46.5	47.9	46.3	46.5	47.1	-0.6	2,733	89.795	1,916,349
68	BRACBANK	48.8	49.3	48.6	48.8	49.3	-0.5	523	50.945	1,042,345
69	BSC	50.7	52.5	50.3	50.7	52.3	-1.6	1,318	71.613	1,396,123
70	BSCCL	210.8	221.8	210.5	210.8	217.0	-6.2	2,165	172.227	806,505
71	BSRMLTD	106.0	110.4	105.2	106.0	109.3	-3.3	967	61.186	571,340
72	BSRMSTEEL	70.9	74.3	70.6	70.9	73.3	-2.4	749	29.167	405,571
73	BXPHARMA	220.1	227.5	218.4	220.1	224.5	-4.4	2,998	708.537	3,173,332
74	BXSYNTH	0.0	0.0	0.0	8.4	8.4	--	0	0	0
75	CAPMBDBLMF	11.9	12.4	11.8	11.9	12.1	-0.2	196	5.476	455,367
76	CAPMIBLMF	19.0	19.8	19.0	19.0	19.4	-0.4	190	7.649	400,160
77	CENTRALINS	59.2	61.3	58.6	59.2	60.7	-1.5	463	18.638	310,622
78	CENTRALPHL	18.3	18.9	18.2	18.3	18.6	-0.3	647	16.058	871,141
79	CITYBANK	28.9	29.4	28.8	28.9	29.0	-0.1	569	66.942	2,308,108
80	CITYGENINS	49.1	51.5	48.9	49.1	50.4	-1.3	1,224	85.799	1,715,368
81	CNATEX	7.4	7.8	7.4	7.4	7.5	-0.1	520	20.381	2,699,449
82	CONFIDCEM	155.4	160.6	154.5	155.4	159.3	-3.9	1,635	170.904	1,090,376
83	CONTININS	55.4	59.0	55.2	55.4	57.6	-2.2	1,404	80.565	1,427,000
84	COPPERTECH	41.7	43.0	41.3	41.7	42.8	-1.1	389	22.053	523,966
85	CRYSTALINS	62.1	64.6	61.5	62.1	64.4	-2.3	581	27.998	443,878
86	CVOPRL	217.7	227.0	215.1	217.7	220.8	-3.1	1,660	76.618	348,584
87	DACCADYE	24.9	26.2	24.2	24.9	25.8	-0.9	534	22.927	906,343
88	DAFODILCOM	66.0	68.0	66.0	66.3	66.3	-0.3	37	0.466	7,030
89	DBH	84.5	87.0	84.2	84.5	85.8	-1.3	1,215	81.402	952,018
90	DBH1STMF	8.4	8.4	8.3	8.4	8.4	0.0	119	5.062	605,163
91	DELTALIFE	156.9	159.0	150.2	156.9	151.9	5.0	3,042	218.942	1,410,127
92	DELTASPINN	11.6	12.1	11.5	11.6	11.8	-0.2	755	20.847	1,772,159
93	DESCO	40.0	41.0	39.8	40.0	40.5	-0.5	201	3.776	94,125
94	DESHBANDHU	25.7	27.2	25.3	25.7	26.7	-1.0	1,250	56.883	2,168,148
95	DGIC	47.7	49.0	47.5	47.7	49.8	-2.1	443	18.152	375,289
96	DHAKABANK	14.8	15.1	14.7	14.8	14.9	-0.1	435	44.544	2,975,515
97	DHAKAINS	82.4	85.1	82.0	82.4	83.5	-1.1	430	23.571	280,660
98	DOMINAGE	40.1	42.2	39.7	40.1	41.2	-1.1	1,437	79.387	1,954,172
99	DOREENPWR	82.2	84.5	81.8	82.2	80.8	1.4	1,419	106.841	1,288,035
100	DSHGARME	258.9	266.6	249.3	258.9	249.2	9.7	1,337	38.972	150,993

Price Matrix (14.09.2021)

#	TRADING CODE	LTP*	HIGH	LOW	CLOSEP*	YCP*	CHANGE	TRADE	VALUE (mn)	VOLUME
101	DSSL	20.4	21.3	20.3	20.4	20.8	-0.4	963	51.081	2,462,971
102	DULAMIACOT	65.0	73.5	65.0	66.0	68.8	-3.8	161	1.538	22,176
103	DUTCHBANGL	82.8	84.0	82.1	82.8	83.7	-0.9	464	37.395	450,266
104	EASTERNINS	117.0	122.8	115.2	117.0	122.8	-5.8	128	3.12	26,000
105	EASTLAND	42.8	44.4	42.0	42.8	43.8	-1.0	761	38.846	896,089
106	EASTRNLUB	2,426.0	2,681.2	2,426.0	2,426.0	2,553.6	-127.6	1,830	136.258	53,758
107	EBL	41.0	41.5	40.5	41.0	40.9	0.1	586	53.207	1,292,191
108	EBL1STMF	9.9	10.0	9.8	9.9	10.0	-0.1	228	13.53	1,368,556
109	EBLNRBMF	7.3	7.6	7.2	7.2	7.2	0.1	232	34.677	4,755,836
110	ECABLES	157.1	162.9	155.5	157.1	161.0	-3.9	261	8.14	51,374
111	EGEN	60.8	62.5	60.6	60.8	60.6	0.2	388	15.925	261,359
112	EHL	57.0	59.7	56.6	57.0	58.7	-1.7	720	39.302	681,262
113	EIL	38.2	39.2	38.0	38.2	38.7	-0.5	435	11.705	304,164
114	EMERALDOIL	39.3	40.5	37.2	39.3	38.2	1.1	820	33.474	867,805
115	ENVOYTEX	44.1	46.0	43.6	44.1	45.1	-1.0	125	4.133	92,649
116	EPGL	52.3	53.4	52.0	52.3	53.1	-0.8	929	30.403	577,048
117	ESQUIRENIT	38.5	40.4	38.4	38.5	38.8	-0.3	679	38.543	988,665
118	ETL	11.8	12.3	11.8	11.8	12.1	-0.3	329	9.26	772,187
119	EXIM1STMF	7.9	8.0	7.8	7.9	8.0	-0.1	205	14.529	1,835,379
120	EXIMBANK	13.4	13.5	13.3	13.4	13.5	-0.1	435	53.376	3,977,188
121	FAMILYTEX	6.0	6.3	5.9	6.0	6.2	-0.2	668	20.365	3,357,856
122	FARCHEM	15.2	15.8	15.0	15.2	15.5	-0.3	700	16.934	1,102,255
123	FAREASTFIN	9.5	9.5	9.2	9.2	9.3	0.2	69	1.404	151,076
124	FAREASTLIF	67.7	69.8	67.0	67.7	67.8	-0.1	647	41.453	605,527
125	FASFIN	11.0	11.4	10.9	11.0	11.1	-0.1	777	48.852	4,394,137
126	FBFIF	6.2	6.2	6.0	6.2	6.1	0.1	440	25.937	4,238,505
127	FEDERALINS	39.5	40.5	39.2	39.5	40.2	-0.7	750	24.434	612,998
128	FEKDIL	16.8	17.2	16.8	16.8	17.0	-0.2	313	17.189	1,014,219
129	FINEFOODS	56.0	57.2	55.3	56.0	56.7	-0.7	329	8.518	151,384
130	FIRSTFIN	8.7	9.0	8.6	8.7	8.8	-0.1	84	1.132	128,438
131	FIRSTSBANK	13.0	13.2	12.9	13.0	13.2	-0.2	896	66.587	5,099,744
132	FORTUNE	65.6	66.1	64.6	65.6	64.9	0.7	716	62.097	952,922
133	FUWANGCER	23.0	24.0	22.9	23.0	23.8	-0.8	1,079	50.301	2,167,316
134	FUWANGFOOD	21.0	21.9	20.9	21.0	21.5	-0.5	1,266	54.16	2,543,293
135	GBBPOWER	49.1	50.3	48.5	49.1	50.2	-1.1	896	116.704	2,361,174
136	GEMINISEA	222.1	235.0	220.1	222.6	230.6	-8.5	430	9.774	43,140
137	GENEXIL	115.9	118.4	115.5	115.9	116.9	-1.0	459	36.545	312,557
138	GENNEXT	7.2	7.7	7.2	7.2	7.3	-0.1	659	23.25	3,151,387
139	GHAIL	20.5	21.4	20.4	20.5	21.0	-0.5	642	20.693	996,537
140	GHCL	41.6	42.5	41.5	41.6	42.2	-0.6	125	3.516	84,201
141	GLOBALINS	59.0	60.6	58.5	59.0	60.0	-1.0	314	13.11	219,834
142	GOLDENSON	17.8	18.4	17.6	17.8	18.0	-0.2	329	9.676	539,750
143	GP	379.7	386.2	378.5	379.7	386.2	-6.5	1,609	152.41	398,387
144	GPHISPAT	52.6	54.3	52.5	52.6	53.8	-1.2	1,366	76.25	1,432,708
145	GQBALLPEN	135.3	143.1	134.1	135.3	140.4	-5.1	800	24.58	177,467
146	GRAMEENS2	18.1	18.3	18.0	18.1	18.2	-0.1	297	24.239	1,334,697
147	GREENELMF	8.2	8.3	8.1	8.2	8.2	0.0	195	13.31	1,623,907
148	GREENDELT	114.5	118.0	113.5	114.5	117.0	-2.5	507	34.59	299,959
149	GSPFINANCE	25.2	25.8	25.0	25.2	25.1	0.1	1,499	99.68	3,912,483
150	HAKKANIPUL	83.1	87.9	82.0	83.1	86.1	-3.0	777	19.13	226,892

Price Matrix (14.09.2021)

#	TRADING CODE	LTP*	HIGH	LOW	CLOSEP*	YCP*	CHANGE	TRADE	VALUE (mn)	VOLUME
151	HEIDELBCEM	357.5	369.0	351.1	357.5	362.1	-4.6	310	25.58	71,510
152	HFL	20.5	21.1	20.3	20.5	21.0	-0.5	111	3.563	172,414
153	HRTEX	83.8	87.7	82.8	83.8	86.8	-3.0	507	23.035	272,192
154	HWAWELLTEX	46.4	47.9	46.3	46.4	46.4	0.0	99	2.942	63,105
155	IBNSINA	274.9	286.0	274.5	274.9	283.0	-8.1	582	32.08	115,864
156	IBP	21.1	21.6	20.9	21.1	21.4	-0.3	708	27.609	1,303,280
157	ICB	133.6	135.0	129.0	133.6	129.7	3.9	1,472	76.057	573,689
158	ICB3RDNRB	7.0	7.1	6.9	7.0	7.1	-0.1	129	3.227	461,598
159	ICBAGRANI1	9.3	9.4	9.2	9.4	9.4	-0.1	35	1.443	154,155
160	ICBAMCL2ND	13.9	14.1	13.6	13.9	14.1	-0.2	153	17.957	1,294,289
161	ICBEPMF1S1	8.0	8.0	7.9	7.9	8.0	0.0	21	0.715	90,451
162	ICBIBANK	6.8	7.0	6.7	6.8	7.0	-0.2	275	9.099	1,330,453
163	ICBSONALI1	8.6	8.6	8.4	8.6	8.5	0.1	35	1.802	210,837
164	IDLC	69.1	72.8	68.6	69.1	71.0	-1.9	1,974	123.78	1,752,387
165	IFADAUTOS	56.9	58.5	56.6	56.9	57.8	-0.9	960	69.768	1,214,715
166	IFIC	16.3	16.8	16.2	16.3	16.6	-0.3	1,873	209.988	12,735,107
167	IFIC1STMF	7.0	7.1	7.0	7.0	7.0	0.0	102	4.922	700,694
168	IFILISLMF1	6.8	6.8	6.7	6.8	6.8	0.0	33	0.977	143,822
169	ILFSL	10.1	10.5	10.1	10.1	10.2	-0.1	602	25.593	2,486,516
170	IMAMBUTTON	36.7	38.9	36.0	36.7	38.0	-1.3	115	1.841	49,632
171	INDEXAGRO	124.6	131.0	123.3	124.6	128.8	-4.2	732	33.245	263,300
172	INTECH	41.1	42.2	40.8	41.1	41.1	0.0	439	17.657	426,451
173	INTRACO	24.5	25.3	24.4	24.5	24.8	-0.3	663	37.878	1,529,080
174	IPDC	41.5	42.9	40.8	41.5	40.3	1.2	3,194	344.66	8,228,789
175	ISLAMIBANK	30.1	30.4	30.0	30.1	30.2	-0.1	334	14.985	497,649
176	ISLAMICFIN	32.2	33.1	31.8	32.2	31.5	0.7	2,781	344.524	10,622,184
177	ISLAMIINS	70.0	73.0	69.4	70.0	72.1	-2.1	1,241	63.722	897,734
178	ISNLTD	48.1	49.9	47.5	48.1	48.9	-0.8	188	5.03	103,597
179	ITC	41.5	42.5	41.1	41.5	41.9	-0.4	319	15.843	380,212
180	JAMUNABANK	23.1	23.5	23.0	23.1	23.5	-0.4	449	27.385	1,176,429
181	JAMUNAOIL	185.5	191.8	185.0	187.2	189.9	-4.4	355	14.791	78,765
182	JANATAINS	55.2	57.0	54.6	55.2	55.5	-0.3	774	36.214	647,516
183	JMISMDL	410.7	427.9	408.3	410.7	409.5	1.2	1,228	57.716	138,780
184	JUTESPINN	166.9	184.5	166.0	166.9	180.7	-13.8	111	1.753	10,115
185	KARNAPHULI	45.9	47.4	45.6	45.9	46.8	-0.9	741	42.786	923,305
186	KAY&QUE	329.3	344.0	320.0	329.3	336.4	-7.1	295	10.3	30,989
187	KBPPWBIL	14.5	14.9	14.4	14.5	14.5	0.0	277	6.588	450,300
188	KDSALTD	62.2	62.5	61.1	62.2	60.4	1.8	886	64.631	1,043,468
189	KEYACOSMET	9.4	9.6	9.3	9.4	9.5	-0.1	1,275	52.157	5,510,613
190	KOHINOOR	506.7	538.5	495.0	506.7	527.9	-21.2	1,243	31.876	61,233
191	KPCL	45.4	47.2	45.3	45.4	46.8	-1.4	1,374	61.356	1,333,151
192	KPPL	15.1	15.9	14.9	15.1	15.7	-0.6	471	12.666	824,469
193	KTL	29.2	30.0	28.2	29.2	29.6	-0.4	1,625	91.57	3,130,140
194	LANKABAFIN	42.1	43.7	41.9	42.1	41.7	0.4	7,085	1,115.42	26,069,133
195	LEGACYFOOT	75.0	79.0	74.3	75.0	77.8	-2.8	462	12.974	170,740
196	LHBL	75.0	77.1	74.1	75.0	76.4	-1.4	3,162	370.933	4,934,753
197	LIBRAINFU	976.3	1,035.0	964.6	976.3	1,028.9	-52.6	985	29.989	30,418
198	LINDEBD	1,601.3	1,749.0	1,592.1	1,601.3	1,698.2	-96.9	2,069	167.045	101,946
199	LOVELLO	35.2	37.2	34.9	35.2	36.6	-1.4	1,157	58.131	1,622,939
200	LRBDL	50.7	52.0	50.5	50.7	51.1	-0.4	879	39.752	780,202

Price Matrix (14.09.2021)

#	TRADING CODE	LTP*	HIGH	LOW	CLOSEP*	YCP*	CHANGE	TRADE	VALUE (mn)	VOLUME
201	LRGLOBMF1	9.0	9.2	8.9	9.0	9.1	-0.1	168	9.813	1,081,882
202	MAKSONSPIN	28.6	29.7	28.2	28.6	28.6	0.0	2,327	214.937	7,397,580
203	MALEKSPIN	35.1	36.7	34.9	35.1	36.0	-0.9	1,014	68.704	1,929,448
204	MARICO	2,386.1	2,420.0	2,381.0	2,386.1	2,391.8	-5.7	387	30.189	12,593
205	MATINSPINN	59.9	62.9	59.2	59.9	60.9	-1.0	638	35.026	576,774
206	MBL1STMF	8.2	8.4	8.2	8.3	8.3	-0.1	103	7.14	860,612
207	MEGCONMILK	25.5	25.6	24.6	25.5	23.3	2.2	468	10.01	392,181
208	MEGHNACEM	93.1	99.0	92.6	93.1	93.9	-0.8	202	5.069	54,124
209	MEGHNALIFE	116.4	118.0	110.3	116.4	109.5	6.9	2,802	188.602	1,639,406
210	MEGHNAPEP	31.6	32.1	29.2	31.6	29.2	2.4	266	5.099	159,837
211	MERCANBANK	16.0	16.3	16.0	16.0	16.2	-0.2	593	62.429	3,871,138
212	MERCINS	54.3	55.0	54.0	54.3	54.4	-0.1	412	21.67	397,777
213	METROSPIN	31.4	32.6	31.0	31.4	29.9	1.5	2,907	169.847	5,335,258
214	MHSML	22.1	23.0	22.0	22.1	22.3	-0.2	442	15.75	702,856
215	MICEMENT	82.5	84.3	82.5	82.9	84.4	-1.9	97	3.303	39,374
216	MIDASFIN	20.5	21.1	20.3	20.5	20.2	0.3	325	12.064	582,692
217	MIRACLEIND	39.9	41.7	39.6	39.9	40.9	-1.0	544	17.346	429,018
218	MIRAKHTER	92.4	95.8	91.9	92.4	94.3	-1.9	1,179	61.627	660,640
219	MITHUNKNIT	21.0	22.5	20.7	21.0	21.3	-0.3	186	2.686	125,708
220	MJLBD	97.5	100.1	96.0	97.5	99.9	-2.4	587	27.525	279,501
221	MLDYEING	30.3	31.2	30.2	30.3	30.8	-0.5	1,333	47.881	1,568,087
222	MONNOAGML	793.0	835.0	780.0	793.0	827.2	-34.2	1,189	38.54	47,616
223	MONNOCERA	161.5	171.0	160.1	161.5	168.0	-6.5	2,113	86.51	525,858
224	MONNOFABR	28.5	29.9	28.1	28.5	29.9	-1.4	590	18.685	648,330
225	MONOSPOOL	208.1	220.0	205.0	208.1	223.9	-15.8	604	16.095	76,683
226	MPETROLEUM	205.0	210.1	203.0	205.8	211.0	-6.0	359	27.745	133,691
227	MTB	20.7	21.0	20.7	20.7	20.8	-0.1	174	25.239	1,213,574
228	NAHEEACP	51.7	53.4	51.6	51.7	52.5	-0.8	367	26.119	500,516
229	NATLIFEINS	245.4	250.0	240.3	245.4	245.3	0.1	197	4.694	18,917
230	NAVANACNG	40.4	41.4	40.1	40.4	40.7	-0.3	179	3.757	92,675
231	NBL	8.6	8.8	8.5	8.6	8.7	-0.1	1,160	132.399	15,269,741
232	NCCBANK	15.9	16.1	15.8	15.9	16.0	-0.1	308	20.864	1,308,794
233	NCCBLMF1	8.7	8.8	8.7	8.7	8.8	-0.1	47	2.111	240,987
234	NEWLINE	28.3	29.4	28.2	28.9	29.1	-0.8	222	9.942	344,613
235	NFML	31.1	32.1	30.8	31.1	31.4	-0.3	1,210	47.037	1,498,294
236	NHFIL	82.5	83.9	75.5	82.5	79.0	3.5	1,978	314.078	3,907,650
237	NITOLINS	63.5	66.0	63.1	63.5	65.2	-1.7	1,036	81.677	1,266,177
238	NLI1STMF	14.8	15.1	14.7	14.8	15.1	-0.3	266	9.659	650,200
239	NORTHERN	374.5	405.0	371.4	374.5	391.9	-17.4	876	24.199	63,261
240	NORTHRNINS	59.3	60.7	59.0	59.3	60.3	-1.0	256	13.274	222,447
241	NPOLYMAR	64.2	66.8	63.7	64.2	66.2	-2.0	1,503	66	1,015,755
242	NRBCBANK	29.3	30.9	29.0	29.3	30.6	-1.3	2,174	179.911	5,995,144
243	NTC	566.0	595.0	560.0	570.3	590.9	-24.9	190	5.334	9,210
244	NLTUBES	121.0	125.8	120.2	121.0	121.5	-0.5	2,891	117.669	957,450
245	NURANI	9.9	10.3	9.8	9.9	10.0	-0.1	386	6.794	680,084
246	OAL	14.5	15.3	14.4	14.5	14.8	-0.3	857	27.699	1,870,551
247	OIMEX	26.3	27.5	26.1	26.3	27.1	-0.8	410	12.892	484,856
248	OLYMPIC	204.3	214.7	202.0	204.3	211.3	-7.0	1,459	77.488	375,406
249	ONEBANKLTD	13.7	14.1	13.6	13.7	14.0	-0.3	615	72.213	5,229,697
250	ORIONINFU	85.0	89.5	84.1	85.0	87.7	-2.7	1,302	43.09	500,552

Price Matrix (14.09.2021)

#	TRADING CODE	LTP*	HIGH	LOW	CLOSEP*	YCP*	CHANGE	TRADE	VALUE (mn)	VOLUME
251	ORIONPHARM	69.0	70.4	68.3	69.0	69.9	-0.9	1,960	154.424	2,228,917
252	PADMALIFE	56.2	58.8	55.6	56.2	56.8	-0.6	1,890	110.971	1,955,121
253	PADMAOIL	235.0	240.0	232.8	235.0	239.8	-4.8	558	29.98	126,830
254	PAPERPROC	198.3	213.0	197.1	198.3	215.9	-17.6	1,291	36.915	183,620
255	PARAMOUNT	86.4	89.0	85.8	86.4	88.1	-1.7	740	22.782	260,828
256	PDL	14.9	15.4	14.8	14.9	15.0	-0.1	528	28.459	1,887,871
257	PENINSULA	27.6	28.5	27.2	27.6	27.8	-0.2	1,410	85.841	3,062,733
258	PEOPLESINS	53.6	55.6	53.0	53.6	55.0	-1.4	693	24.456	451,242
259	PF1STMF	9.8	9.9	9.7	9.8	10.0	-0.2	97	3.67	375,844
260	PHARMAID	620.8	662.0	609.2	620.8	658.5	-37.7	3,015	121.095	191,528
261	PHENIXINS	65.6	67.6	64.9	65.6	67.0	-1.4	484	23.835	358,848
262	PHOENIXFIN	31.6	32.6	31.3	31.4	31.6	0.0	369	22.181	694,933
263	PHPMF1	7.2	7.3	7.1	7.2	7.2	0.0	191	9.622	1,342,864
264	PIONEERINS	133.3	137.3	131.5	133.3	134.8	-1.5	781	25.992	193,334
265	PLFSL	0.0	0.0	0.0	3.0	3.0	--	0	0	0
266	POPULAR1MF	7.0	7.1	6.9	7.0	7.0	0.0	418	39.496	5,652,003
267	POPULARLIF	97.2	102.6	96.7	97.2	100.3	-3.1	579	31.454	316,177
268	POWERGRID	56.4	57.6	56.1	56.4	57.3	-0.9	1,279	118.308	2,079,763
269	PRAGATIINS	94.8	95.6	92.5	94.8	93.9	0.9	462	26.108	276,211
270	PRAGATILIF	113.4	117.5	112.0	113.4	115.0	-1.6	623	25.034	217,927
271	PREMIERBAN	15.1	15.2	15.0	15.1	15.1	0.0	565	53.835	3,563,988
272	PREMIERCEM	86.8	89.4	85.2	86.5	88.0	-1.2	546	29.727	340,303
273	PREMIERLEA	12.6	13.0	12.5	12.6	12.5	0.1	400	16.718	1,314,314
274	PRIME1ICBA	7.7	7.9	7.7	7.7	7.8	-0.1	25	0.704	91,004
275	PRIMEBANK	23.1	23.5	23.0	23.1	23.4	-0.3	319	30.777	1,321,731
276	PRIMEFIN	15.8	16.2	15.6	15.8	15.8	0.0	504	27.919	1,751,966
277	PRIMEINSUR	53.3	55.2	53.1	53.3	54.6	-1.3	151	4.147	77,286
278	PRIMELIFE	74.5	76.0	73.6	74.4	75.0	-0.5	315	11.257	149,753
279	PRIMETEX	25.0	25.0	24.5	24.7	24.7	0.3	99	2.912	117,749
280	PROGRESLIF	120.4	122.6	118.0	120.4	118.8	1.6	724	33.51	277,333
281	PROVATIINS	172.6	184.0	163.0	172.6	169.9	2.7	259	11.977	69,804
282	PTL	63.4	66.0	62.8	63.4	61.9	1.5	3,901	523.7	8,147,416
283	PUBALIBANK	25.0	25.5	24.7	25.3	25.0	0.0	130	6.062	240,180
284	PURABIGEN	45.5	47.9	45.2	45.5	47.1	-1.6	969	38.69	834,679
285	QUASEMIND	55.2	56.4	54.8	55.2	55.6	-0.4	477	27.717	499,035
286	QUEENSOUTH	30.4	31.4	30.1	30.4	30.6	-0.2	963	43.034	1,402,734
287	RAHIMAFOOD	333.3	348.6	332.0	333.3	341.6	-8.3	902	33.931	100,207
288	RAHIMTEXT	320.0	325.0	312.0	317.5	322.2	-2.2	305	3.807	11,902
289	RAKCERAMIC	45.8	48.0	45.5	45.8	47.4	-1.6	608	47.078	1,017,715
290	RANFOUNDRY	169.2	181.4	167.1	169.2	176.8	-7.6	765	23.487	135,683
291	RDFOOD	47.9	48.7	47.7	48.0	47.4	0.5	239	18.126	376,227
292	RECKITBEN	4,967.6	5,259.9	4,879.9	4,967.6	5,069.8	-102.2	621	48.167	9,624
293	REGENTTEX	15.2	15.9	15.0	15.2	15.6	-0.4	322	10.088	654,467
294	RELIANCE1	12.7	13.0	12.7	12.9	12.9	-0.2	78	4.836	374,295
295	RELIANCINS	100.8	104.2	100.0	100.8	101.6	-0.8	220	8.932	88,500
296	RENATA	1,457.0	1,475.0	1,453.1	1,457.0	1,456.9	0.1	341	52.048	35,738
297	RENWICKJA	1,212.2	1,299.8	1,187.0	1,212.2	1,264.8	-52.6	323	7.189	5,872
298	REPUBLIC	58.6	60.8	58.2	58.6	60.3	-1.7	640	26.676	449,894
299	RINGSHINE	13.5	14.0	13.4	13.5	13.6	-0.1	1,334	57.941	4,241,735
300	RNSPIN	7.6	7.9	7.5	7.6	7.8	-0.2	532	9.377	1,218,004

Price Matrix (14.09.2021)

#	TRADING CODE LTP*	HIGH	LOW	CLOSEP*	YCP*	CHANGE	TRADE	VALUE (mn)	VOLUME	
301	ROBI	42.1	42.5	42.0	42.1	42.2	-0.1	3,016	99.68	2,363,056
302	RSRMSTEEL	35.0	35.6	34.3	35.0	34.0	1.0	1,164	60.631	1,732,648
303	RUNNERAUTO	65.0	66.7	64.5	65.0	65.8	-0.8	529	30.485	464,168
304	RUPALIBANK	40.2	41.7	39.2	40.2	39.2	1.0	1,527	103.654	2,544,961
305	RUPALIINS	44.9	46.7	44.5	44.9	46.2	-1.3	612	27.865	613,638
306	RUPALILIFE	85.1	85.8	83.0	85.1	83.5	1.6	1,419	101.404	1,193,800
307	SAFKOSPINN	28.1	29.3	27.9	28.1	28.8	-0.7	528	20.861	736,244
308	SAIFPOWER	34.2	34.4	33.6	34.2	33.9	0.3	2,631	361.801	10,642,426
309	SAIHAMCOT	19.8	20.4	19.7	19.8	20.0	-0.2	526	29.751	1,487,168
310	SAIHAMTEX	24.5	24.7	24.2	24.3	24.2	0.3	386	24.012	983,997
311	SALAMCRST	36.7	38.5	36.5	36.7	36.4	0.3	685	74.948	1,979,175
312	SALVOCHEM	49.4	51.9	48.6	49.4	48.4	1.0	950	46.81	930,823
313	SAMATALETH	108.3	114.0	107.1	108.3	110.6	-2.3	526	15.3	139,245
314	SAMORITA	93.0	97.7	92.5	93.0	93.0	0.0	855	41.601	440,321
315	SANDHANINS	41.7	42.8	41.1	41.7	41.9	-0.2	896	42.629	1,016,745
316	SAPORTL	29.9	30.8	29.8	29.9	30.4	-0.5	455	14.341	476,888
317	SAVAREFR	248.0	260.0	248.0	248.8	261.9	-13.9	224	4.568	17,841
318	SBACBANK	22.6	23.8	22.3	22.6	22.3	0.3	6,759	207.089	9,035,431
319	SEAPEARL	42.6	44.4	42.5	42.6	43.7	-1.1	716	33.951	790,378
320	SEBL1STMF	0.0	0.0	0.0	13.1	13.1	--	0	0	0
321	SEMLFBSLGF	10.6	11.1	10.6	10.6	10.9	-0.3	191	7.886	732,586
322	SEMLIBLSF	10.7	11.0	10.7	10.7	10.9	-0.2	110	3.838	356,780
323	SEMLLECMF	10.9	11.3	10.9	10.9	11.0	-0.1	125	5.023	457,971
324	SHAHJABANK	21.9	22.1	21.8	21.9	22.1	-0.2	153	5.668	257,919
325	SHASHADNIM	31.6	33.4	31.5	31.6	32.4	-0.8	601	40.302	1,246,230
326	SHEPHERD	20.2	20.8	20.1	20.2	20.4	-0.2	313	15.822	777,727
327	SHURWID	24.1	24.9	23.8	24.0	24.6	-0.5	389	17.948	739,794
328	SHYAMPSUG	115.4	124.7	114.3	115.4	116.6	-1.2	325	5.698	46,992
329	SIBL	15.2	15.8	15.0	15.0	15.3	-0.1	446	37.179	2,430,840
330	SILCOPHL	31.0	32.0	30.9	31.0	31.6	-0.6	455	16	510,119
331	SILVAPHL	22.1	22.7	22.0	22.1	22.3	-0.2	437	18.975	851,165
332	SIMTEX	21.9	22.7	21.8	21.9	22.3	-0.4	325	13.278	601,706
333	SINGERBD	196.2	204.5	194.0	196.2	200.7	-4.5	1,454	67.242	336,190
334	SINOBANGLA	62.3	66.0	61.8	62.3	64.7	-2.4	791	45.001	710,579
335	SKTRIMS	42.5	43.7	42.3	42.5	43.2	-0.7	594	25.484	595,606
336	SONALIANS	500.0	526.8	490.0	494.5	513.6	-13.6	709	18.237	36,282
337	SONALILIFE	75.9	78.0	74.4	75.9	74.1	1.8	2,801	112.269	1,466,685
338	SONALIPAPR	440.5	452.2	408.7	440.5	415.9	24.6	2,608	148.351	351,210
339	SONARBAINS	83.7	85.9	82.9	83.7	86.4	-2.7	1,210	57.03	677,099
340	SONARGAON	24.9	25.5	24.7	24.9	25.5	-0.6	191	4.894	194,724
341	SOUTHEASTB	16.5	16.8	16.5	16.6	16.6	-0.1	419	33.798	2,036,696
342	SPCERAMICS	34.8	35.8	34.5	34.8	34.5	0.3	1,098	44.965	1,278,113
343	SPCL	109.1	112.7	107.7	109.1	111.4	-2.3	1,639	168.142	1,525,352
344	SQUARETEXT	52.2	53.0	51.8	52.2	52.8	-0.6	118	3.742	71,869
345	SQURPHARMA	241.9	248.5	241.2	241.9	243.3	-1.4	4,203	330.62	1,355,525
346	SSSTEEL	24.2	24.9	24.1	24.2	24.4	-0.2	1,381	72.194	2,956,518
347	STANCERAM	240.5	250.0	238.1	240.5	246.9	-6.4	638	17.047	70,278
348	STANDARINS	94.3	98.0	93.4	94.3	96.6	-2.3	626	35.125	368,669
349	STANDBANKL	10.3	10.5	10.3	10.3	10.4	-0.1	340	25.846	2,502,515
350	STYLECRAFT	184.7	193.0	183.6	184.7	190.5	-5.8	1,219	31.706	169,235

Price Matrix (14.09.2021)										
#	TRADING CODE	LTP*	HIGH	LOW	CLOSEP*	YCP*	CHANGE	TRADE	VALUE (mn)	VOLUME
351	SUMITPOWER	46.7	47.7	46.6	46.7	47.3	-0.6	1,365	90.577	1,923,145
352	SUNLIFEINS	40.5	42.5	39.7	40.1	40.4	0.1	336	9.578	233,901
353	TAKAFULINS	60.4	62.9	60.0	60.4	62.1	-1.7	125	4.08	67,260
354	TALLUSPIN	14.0	14.9	13.7	14.0	14.3	-0.3	489	9.527	661,666
355	TAMIJTEX	162.9	179.9	162.5	162.9	180.4	-17.5	244	4.001	23,779
356	TAUFIKA	0.0	0.0	0.0	0.0	34.2	--	0	0	0
357	TITASGAS	43.8	45.0	43.6	43.8	44.5	-0.7	579	36.634	826,011
358	TOSRIFA	20.2	20.9	20.1	20.2	20.4	-0.2	214	5.441	268,440
359	TRUSTB1MF	7.3	7.6	7.3	7.3	7.5	-0.2	714	65.141	8,801,372
360	TRUSTBANK	35.9	36.4	35.5	35.9	36.0	-0.1	106	6.731	187,272
361	TUNGHAI	7.1	7.5	7.1	7.1	7.4	-0.3	236	5.118	711,947
362	UCB	16.8	17.1	16.8	16.8	17.0	-0.2	300	15.533	918,277
363	UNILEVERCL	3,005.20	3,067.00	2,975	3,005.20	3,116.20	-111	440	14.923	4,944
364	UNIONCAP	15.0	15.2	14.2	15.0	14.2	0.8	797	40.299	2,736,105
365	UNIQUEHRL	47.0	47.8	46.9	47.0	46.9	0.1	220	8.92	189,459
366	UNITEDFIN	25.4	26.2	25.2	25.4	25.2	0.2	993	76.882	2,990,683
367	UNITEDINS	67.8	69.4	67.7	67.8	68.4	-0.6	312	12.549	183,228
368	UPGDCL	300.8	307.5	300.0	300.8	305.5	-4.7	1,262	90.906	300,092
369	USMANIAGL	74.2	79.8	73.7	74.2	75.9	-1.7	143	4.093	54,879
370	UTTARABANK	25.9	26.1	25.7	26.0	25.8	0.1	625	37.663	1,451,082
371	UTTARAFIN	52.4	55.4	51.4	52.4	54.0	-1.6	778	33.053	621,223
372	VAMLBDMF1	10.4	10.7	10.4	10.4	10.6	-0.2	137	7.319	693,944
373	VAMLRBBF	9.0	9.2	8.9	9.0	9.0	0.0	50	0.81	89,413
374	VFSTD	26.3	27.1	26.1	26.3	26.5	-0.2	419	14.881	561,461
375	WALTONHIL	1,319.6	1,345.9	1,263.7	1,319.6	1,347.9	-28.3	4,333	497.046	387,475
376	WATACHEM	331.3	347.1	330.3	331.3	341.6	-10.3	1,020	37.589	111,829
377	WMSHIPYARD	15.2	15.7	15.2	15.2	15.4	-0.2	632	24.325	1,580,616
378	YPL	14.6	15.3	14.5	14.8	15.2	-0.6	321	7.122	475,800
379	ZAHEENSPIN	10.6	11	10.5	10.6	10.8	-0.2	177	3.467	325,220
380	ZAHINTEX	9.6	10.0	9.5	9.6	9.8	-0.2	171	3.561	366,173
381	ZEALBANGLA	161.3	166.9	156.2	159.6	157.0	4.3	71	0.85	5,349

Sources: <https://www.dsebd.org/>

UFCML Research Team

Contact:

Rishad Reza Nur

Analyst

Mob: 01715551555

Email: rishad_reza@outlook.com

UTTARA FINANCE CAPITAL MANAGEMENT LIMITED

Jibon Bima Tower (6th Floor)

10 Dilkusha C/A

Dhaka-1000, Bangladesh.