


**Market Overview:**

Indices	TV	YV	Changes	% Ch
<b>DSE X Index</b>	<b>7228.3138</b>	<b>7196.5516</b>	<b>31.76214</b>	<b>0.4414%</b>
<b>DSE S Index</b>	<b>1577.1039</b>	<b>1568.7839</b>	<b>8.32006</b>	<b>0.5304%</b>
<b>DS30 Index</b>	<b>2674.5503</b>	<b>2649.3662</b>	<b>25.18410</b>	<b>0.9506%</b>

The DSEX closed at 7228.31 points surged by 31.76 points. The DSES closed at 1577.10 surged by 8.32 points. The DS30 closed at 2674.55 surged by 25.18 points.

**Trade Overview:**

Total Trade	Total Volume	Total Value In core	Total Market Cap In core	Turnover Velocity percentage
<b>314,913</b>	<b>497,047,724</b>	<b>2171.3183</b>	<b>574,475.3451</b>	<b>87.69%</b>

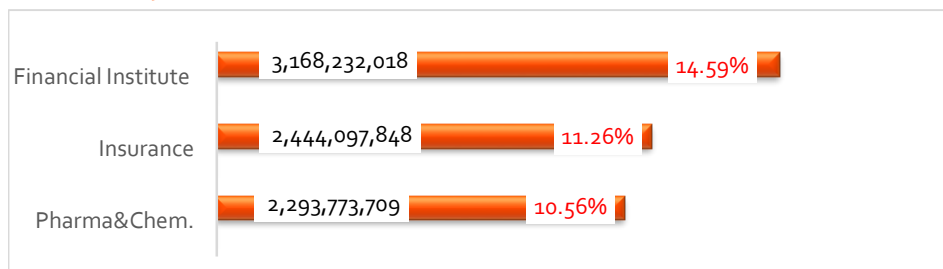
Total turnover was worth BDT 2171.72 crores. Prices of only 127 issues were increased whereas that of 208 issues were declined and the price of the rests were remained unchanged. The turnover velocity remained to 87.69%.

# Daily Market Update

## September 16, 2021

**DAILY MARKET ANALYSIS**
**GRAPHS OF MAJOR INDICES**
**Analysis of Market Index (DSEX):**

The DSE bourse continued its bullish run riding on financial institute sector. The bourse finally ended up with a winning streak with 31.76 points higher than the previous day with a high trade volume & turnover.

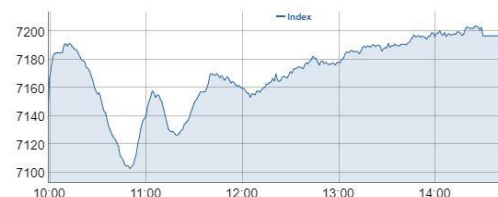
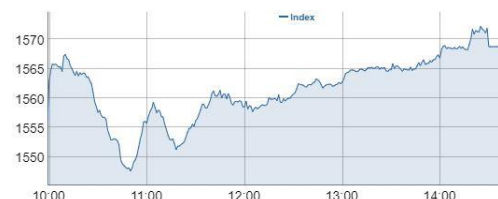
**Sector Analysis:**


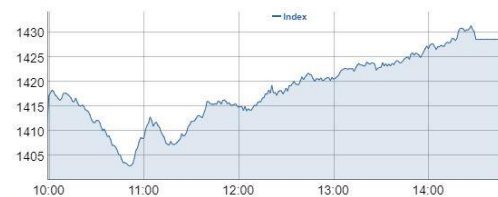
**Financial Institute** topped the chart with a total trade value of Tk. 316.82 crores which was 14.59% of the total value. **Insurance** ranked second and **Pharmaceutical & Chemical** ranked third with total trade value of Tk. 316.82 crores (11.26%) and Tk. 229.37 crores (10.56%) respectively.

**Company Analysis:**

Top Three Stocks (by Value)						
Trading Codes	YCP	CloseP	Changes	Trade	Value (mn)	Volume
<b>BEXIMCO</b>	<b>127.2</b>	<b>135.2</b>	<b>8.0</b>	<b>7,531</b>	<b>1,537.526</b>	<b>11,605,559</b>
<b>LANKABAFIN</b>	<b>44.0</b>	<b>44.0</b>	<b>0.0</b>	<b>5,837</b>	<b>843.773</b>	<b>19,095,368</b>
<b>SAIFPOWER</b>	<b>35.6</b>	<b>35.5</b>	<b>(0.1)</b>	<b>3,700</b>	<b>562.944</b>	<b>15,692,803</b>

**BEXIMCO** topped the total value chart with a close price of Tk. 135.2, price change of Tk. (8.0) with a trade value of 153.75 crores followed by **LANKABAFIN** Tk. 44.0, Tk. (0.0), (84.37 crores) and **SAIFPOWER** Tk. Tk. 35.5, (0.1), (56.29 crores).

**DSEX**

**DSES**

**DS30**

**CDSET**


## Top Twenty Shares by Value

TRADING CODE	LTP*	HIGH	LOW	YCP*	CLOSEP*	TRADE	VALUE (mn)	VOLUME
BEXIMCO	135.2	135.5	127	127.2	135.2	7,531	1,537.53	11,605,559
LANKABAFIN	44	45.1	43.5	44	44	5,837	843.773	19,095,368
SAIFPOWER	35.5	36.6	35.1	35.6	35.5	3,700	562.944	15,692,803
BXPHERMA	236.1	238	232.8	231.4	236.1	3,326	462.432	1,952,168
IPDC	46	47.5	44.7	45.4	46	3,773	452.911	9,830,179
GENEXIL	120.3	126.5	115	115	120.3	4,078	417.407	3,416,328
LHBL	76.8	78.3	76.5	77.3	76.8	3,265	411.146	5,338,493
ALIF	18	18.2	17	16.8	18	4,371	389.634	22,031,190
SQURPHARMA	244.4	248.2	243.1	242.3	244.4	3,302	373.737	1,521,356
IDLC	72.9	74.9	71.6	71.6	72.9	3,823	364.261	4,979,664
MEGHNALIFE	117.9	126	116.6	113.5	117.9	4,141	358.221	2,939,269
ISLAMICFIN	34.3	35.4	34	34.5	34.3	2,871	336.895	9,740,493
DELTA LIFE	169.8	175	164.5	162.4	169.8	3,724	296.543	1,761,582
BATBC	656.2	662	652.6	657	656.2	4,030	291.898	443,751
DOMINAGE	41.6	46.9	41	43.9	41.6	3,462	291.087	6,799,816
PTL	62.5	63.9	62.2	63.3	62.5	1,892	254.405	4,043,034
KPCL	48.9	49.7	47	45.2	48.9	3,209	245.368	4,987,950
RUPALILIFE	87.2	91	85.9	84.6	87.2	2,865	242.184	2,741,777
SONALILIFE	82.1	83.7	79.5	78.3	82.1	5,197	228.913	2,795,927
IFIC	16.2	16.5	16.1	16.3	16.2	1,727	228.341	14,052,659

## Top Twenty Shares by Volume

TRADING CODE	LTP*	HIGH	LOW	YCP*	CLOSEP*	TRADE	VALUE (mn)	VOLUME
KEYACOSMET	8.4	8.8	8.3	9.2	8.4	5,677	210.192	24,616,331
ALIF	18	18.2	17	16.8	18	4,371	389.634	22,031,190
LANKABAFIN	44	45.1	43.5	44	44	5,837	843.773	19,095,368
NBL	8.6	8.8	8.5	8.5	8.6	1,404	161.83	18,825,024
SAIFPOWER	35.5	36.6	35.1	35.6	35.5	3,700	562.944	15,692,803
IFIC	16.2	16.5	16.1	16.3	16.2	1,727	228.341	14,052,659
BEXIMCO	135.2	135.5	127	127.2	135.2	7,531	1537.526	11,605,559
IPDC	46	47.5	44.7	45.4	46	3,773	452.911	9,830,179
ISLAMICFIN	34.3	35.4	34	34.5	34.3	2,871	336.895	9,740,493
CNATEX	7.8	7.9	7.6	7.5	7.8	1,302	69.612	9,011,190
FIRSTSBANK	13	13.1	12.8	12.9	13	871	115.466	8,917,616
RINGSHINE	12.8	13.5	12.6	13.3	12.8	2,178	99.205	7,634,581
DOMINAGE	41.6	46.9	41	43.9	41.6	3,462	291.09	6,799,816
APOLOISPAT	11.5	12.2	11.3	12	11.5	2,309	68.248	5,859,084
ACTIVEFINE	25.1	25.7	23.8	23.9	25.1	1,999	143.718	5,790,439
LHBL	76.8	78.3	76.5	77.3	76.8	3,265	411.146	5,338,493
ABBANK	15.6	16	15.5	15.8	15.6	905	82.106	5,217,220
GSPFINANCE	25.9	26.7	25.8	26.1	25.9	1,699	135.169	5,151,392
KPCL	48.9	49.7	47	45.2	48.9	3,209	245.368	4,987,950
IDLC	72.9	74.9	71.6	71.6	72.9	3,823	364.261	4,979,664

Top Twenty Shares by Trade								
TRADING CODE	LTP*	HIGH	LOW	YCP*	CLOSEP*	TRADE	VALUE(mn)	VOLUME
BEXIMCO	135.2	135.5	127	127.2	135.2	7,531	1,537.53	11,605,559
LANKABAFIN	44	45.1	43.5	44	44	5,837	843.773	19,095,368
KEYACOSMET	8.4	8.8	8.3	9.2	8.4	5,677	210.19	24,616,331
SONALILIFE	82.1	83.7	79.5	78.3	82.1	5,197	228.913	2,795,927
WALTONHIL	1206.4	1265	1198.1	1266.1	1206.4	4,931	202.062	165,554
MONNOCERA	176.8	178	169.5	165	176.8	4,442	224.522	1,288,873
ALIF	18	18.2	17	16.8	18	4,371	389.634	22,031,190
MEGHNALIFE	117.9	126	116.6	113.5	117.9	4,141	358.221	2,939,269
GENEXIL	120.3	126.5	115	115	120.3	4,078	417.407	3,416,328
BATBC	656.2	662	652.6	657	656.2	4,030	291.898	443,751
IDLC	72.9	74.9	71.6	71.6	72.9	3,823	364.261	4,979,664
IPDC	46	47.5	44.7	45.4	46	3,773	452.911	9,830,179
SONALIPAPR	452.5	483.8	445	474.1	452.5	3,747	205.082	446,565
DELTA LIFE	169.8	175	164.5	162.4	169.8	3,724	296.543	1,761,582
SAIFPOWER	35.5	36.6	35.1	35.6	35.5	3,700	562.944	15,692,803
DOMINAGE	41.6	46.9	41	43.9	41.6	3,462	291.087	6,799,816
BXPHARMA	236.1	238	232.8	231.4	236.1	3,326	462.432	1,952,168
SQURPHARMA	244.4	248.2	243.1	242.3	244.4	3,302	373.737	1,521,356
LHBL	76.8	78.3	76.5	77.3	76.8	3,265	411.146	5,338,493
KPCL	48.9	49.7	47	45.2	48.9	3,209	245.368	4,987,950

Sector Analysis						
Short Name	Up	Down	Unchanged	Trade Volume	Trade Value	(%)
Financial Institute	5	21	1	79,877,964	3,168,232,018	14.59%
Insurance	35	18	3	31,373,093	2,444,097,848	11.26%
Pharma&Chem.	12	22	1	46,389,797	2,293,773,709	10.56%
Textile	18	44	4	94,856,459	2,259,657,805	10.41%
Engineering	14	32	2	40,778,594	2,106,150,482	9.70%
Miscellaneous	8	9	0	18,389,858	1,941,844,991	8.94%
Fuel&Power	14	10	1	22,291,082	1,549,462,078	7.14%
Bank	8	23	4	89,701,851	1,548,362,726	7.13%
Food&Allied	8	16	0	9,435,946	753,458,971	3.47%
Real Estate	2	4	0	18,321,297	743,845,465	3.43%
IT Sector	6	4	2	9,231,857	693,681,501	3.19%
Cement	2	5	0	6,647,395	578,925,296	2.67%
Telecom	3	1	1	3,217,123	427,477,735	1.97%
Ceramics	4	2	0	6,271,991	405,973,968	1.87%
Printing	3	3	0	1,458,015	274,588,481	1.26%
Tannery	4	3	0	2,355,599	214,975,181	0.99%
Mutual Funds	5	10	12	13,457,729	155,225,404	0.71%
Travel&Leis.	2	0	0	2,861,648	97,029,476	0.45%
Jute	3	0	0	130,262	56,235,048	0.26%
Corpo.Bond	1	1	0	164	184,508	0.00%
Debenture	0	0	0	-	-	0.00%
<b>Total</b>					<b>21,713,182,691</b>	<b>100.00%</b>

Top 10 Gainers (Based on YCP & Close price)					
Instr Code	Close	High	Low	YCP	%CHG
FORTUNE	76.3	76.5	70.8	69.9	9.1559
SAMORITA	103	103.8	94.5	94.4	9.1102
AIL	62.3	62.8	57.3	57.1	9.1068
KPCL	48.9	49.7	47	45.2	8.1858
CVOPRL	237.8	239.2	224	220	8.0909
IBNSINA	295.1	297.2	273.3	273.3	7.9766
BATASHOE	929.7	930	868	865.3	7.4425
MONNOCERA	176.8	178	169.5	165	7.1515
ALIF	18	18.2	17	16.8	7.1429
BEXIMCO	135.2	135.5	127	127.2	6.2893

Top 10 losers (Based on YCP & Close price)					
Instr Code	Close	High	Low	YCP	%CHG
KEYACOSMET	8.4	8.8	8.3	9.2	-8.70
DOMINAGE	41.6	46.9	41	43.9	-5.24
WALTONHIL	1,206	1,265.00	1,198	1,266.10	-4.72
FIRSTFIN	8.3	8.6	8.3	8.7	-4.60
SONALIPAPR	452.5	483.8	445	474.1	-4.56
DULAMIACOT	64	68.5	61.1	67	-4.48
SAMATALETH	106	111	102	110.50	-4.25
BEACHHATCH	24.90	27	25	26.00	-4.23
APOLOISPAT	12	12.20	11	12.00	-4.17
KTL	26	28	26	27.30	-4.03

Top 10 Gainers (Based on Open Price & LTD)					
Instr Code	Open	High	Low	LTP	%CHG
SAMORITA	94.5	103.8	94.5	103	8.9947
IBNSINA	273.3	297.2	273.3	295.1	7.9766
AIL	57.8	62.8	57.3	62.3	7.7855
FORTUNE	70.8	76.5	70.8	76.3	7.7684
BATASHOE	868	930	868	930	7.1429
BEXIMCO	127.2	135.5	127	135.2	6.2893
CVOPRL	224	239.2	224	237.8	6.1607
ALIF	17	18.2	17	18	5.8824
ICBAMCL2ND	14.3	15.2	14.3	15.1	5.5944
PROVATIINS	171.8	184	163.1	180.3	4.9476

Top 10 losers (Based on Open Price & LTD)					
Instr Code	Open	High	Low	LTP	%CHG
DOMINAGE	46.9	46.9	41.0	41.6	-11.3
DULAMIACOT	68.5	68.5	61.1	62.1	-9.3
FAREASTFIN	9.7	9.7	9.0	9.1	-6.2
BEACHHATCH	26.4	26.5	24.7	24.8	-6.1
SONALIPAPR	480.0	483.8	445.0	452.5	-5.7
MITHUNKNIT	21.5	21.6	20.1	20.3	-5.6
TALLUSPIN	14.4	14.4	13.5	13.6	-5.6
KBPPWBIL	14.5	14.5	13.7	13.7	-5.5
MEGHNACEM	97.9	97.9	90.0	92.5	-5.5
RECKITTEN	5,187.0	5,188.0	4,886.1	4,902.0	-5.5

Block Trade					
Instr Code	Max Price	Min Price	Trades	Quantity	Value(In Mn)
ACFL	46	46	1	50000	2.3
AIL	60.9	53.1	7	153000	8.793
ALIF	17	16.6	2	108500	1.832
AMANFEED	68.9	68.9	1	17000	1.171
ANWARGALV	450	450	1	1575	0.709
BATBC	655	655	1	30000	19.65
BEACONPHAR	224	220	2	17500	3.87
BENGALWTL	28	28	3	232461	6.509
BEXIMCO	138.2	117	3	100000	12.676
BSC	53	53	1	30000	1.59
BSCCL	224	224	1	56250	12.6
CVOPRL	203	203	1	10000	2.03
DOMINAGE	44.5	40.1	3	260000	10.69
EASTLAND	46.5	46.5	1	80000	3.72
EMERALDOIL	38	38	1	43500	1.653
FORTUNE	68	68	1	70000	4.76
FUWANGFOOI	22.7	22.6	2	66500	1.507
GENEXIL	116	116	1	50000	5.8
GP	398	398	2	200000	79.6
HRTEX	84	82.9	4	111000	9.284
IBNSINA	276	276	1	7000	1.932
ICBAMCL2ND	14.2	14.2	3	211000	2.996
IDLC	74.4	74.4	1	200000	14.88
IFIC	16.2	16.2	1	50000	0.81
IPDC	45	44.8	2	74500	3.345
ISLAMICFIN	36.6	33	2	132000	4.471
KTL	30	30	5	779500	23.385

Block Trade						
Instr Code	Max Price	Min Price	Trades	Quantity	Value(In Mn)	
LANKABAFIN	42	42	1	20000	0.84	
LRBDL	52.6	52.6	1	30000	1.578	
MEGHNALIFE	110	110	1	10000	1.1	
MHSML	24.5	24.5	1	26300	0.644	
NBL	9.3	9.3	2	500000	4.65	
NHFIL	85	78	10	1210000	95.317	
NRBCBANK	30.9	30.9	1	27000	0.834	
PHARMAID	630	630	1	4500	2.835	
PROGRESLIF	130	122.1	2	9790	1.233	
PTL	69	63.7	3	196500	13.06	
RAHIMAFOOD	377.5	377.5	1	4000	1.51	
RAKCERAMIC	50	50	1	10000	0.5	
RUPALILIFE	85.9	85.9	1	10000	0.859	
SAFKOSPINN	27.8	27.8	1	19700	0.548	
SAIFPOWER	34.4	34.3	2	65500	2.248	
SALAMCRST	39.5	39.5	1	14000	0.553	
SALVOCHEM	52.8	52.8	1	90000	4.752	
SAMORITA	94.8	94.8	1	5500	0.521	
SQURPHARMA	245	245	2	60000	14.7	
SSSTEEL	23.8	23.8	1	440000	10.472	
STANDARINS	94	94	1	15000	1.41	
WALTONHIL	1266.1	1266.1	1	3000	3.798	
				91	5912076	406.526

## Price Matrix (16.09.2021)

#	TRADING CODE	LTP*	HIGH	LOW	CLOSEP*	YCP*	CHANGE	TRADE	VALUE (mn)	VOLUME
1	1JANATAMF	0.0	0.0	0.0	9.7	9.7	--	0	0.00	0
2	1STPRIMFMF	20.2	20.9	20.1	20.2	20.5	-0.3	165	4.97	244,223
3	AAMRANET	53.7	55.3	53.3	53.7	54.0	-0.3	333	23.33	432,463
4	AAMRATECH	32.7	33.0	30.7	32.7	31.3	1.4	834	32.48	1,010,878
5	ABB1STMF	0.0	0.0	0.0	7.1	7.1	--	0	0.00	0
6	ABBANK	15.6	16.0	15.5	15.6	15.8	-0.2	905	82.11	5,217,220
7	ACFL	42.5	43.4	42.3	42.5	42.5	0.0	365	17.09	401,171
8	ACI	307.0	313.0	306.5	307.0	307.6	-0.6	875	54.138	175,139
9	ACIFORMULA	178.9	184.8	177.0	178.9	179.5	-0.6	650	37.84	208,766
10	ACMELAB	94.8	96.0	94.1	94.4	94.8	0.0	760	39.50	415,804
11	ACTIVEFINE	25.1	25.7	23.8	25.1	23.9	1.2	1,999	143.72	5,790,439
12	ADNTEL	76.3	78.4	75.8	76.3	77.7	-1.4	1,330	107.646	1,399,627
13	ADVENT	25.5	26.1	25.3	25.5	25.8	-0.3	513	15.76	612,929
14	AFCAGRO	32.9	33.6	32.6	32.9	32.9	0.0	403	16.81	509,007
15	AFTABAUTO	36.1	36.9	36.0	36.1	36.5	-0.4	284	6.15	169,628
16	AGNISYSL	23.4	23.9	23.2	23.4	23.5	-0.1	423	17.692	753,129
17	AGRANINS	59.6	62.0	59.5	59.6	59.5	0.1	332	13.998	232,446
18	AIBL1STIMF	9.1	9.1	9.0	9.0	9.0	0.1	84	2.285	253,169
19	AIL	62.3	62.8	57.3	62.3	57.1	5.2	2,427	212.206	3,516,843
20	AL-HAJTEX	66.0	67.4	63.0	66.0	64.2	1.8	1,113	49.478	745,421
21	ALARABANK	26.1	26.5	26.0	26.1	26.2	-0.1	332	18.25	699,105
22	ALIF	18.0	18.2	17.0	18.0	16.8	1.2	4,371	389.634	22,031,190
23	ALLTEX	20.0	20.9	20.0	20.0	20.1	-0.1	237	4.59	225,484
24	AMANFEED	66.8	68.9	66.3	66.8	67.8	-1.0	1,158	56.47	834,087
25	AMBEEPFA	610.2	639.5	600.5	610.2	621.7	-11.5	522	17.89	28,602
26	AMCL(PRAN)	320.9	335.0	317.0	320.9	321.9	-1.0	1,142	49.91	152,697
27	ANLIMAYARN	44.0	45.5	43.5	44.0	44.9	-0.9	443	13.90	312,116
28	ANWARGALV	452.2	464.5	450.0	452.2	455.3	-3.1	805	78.05	171,971
29	AOL	59.2	60.8	59.0	59.2	58.8	0.4	1,219	48.05	803,912
30	APEXFOODS	178.5	184.7	178.0	178.5	180.8	-2.3	337	11.281	62,167
31	APEXFOOT	296.6	308.8	286.1	296.6	301.5	-4.9	425	14.779	48,926
32	APEXSPINN	146.7	152.2	143.1	146.7	149.2	-2.5	304	10.29	69,481
33	APEXTANRY	131.3	133.0	131.3	131.7	131.1	0.2	143	4.527	34,285
34	APOLOISPAT	11.5	12.2	11.3	11.5	12.0	-0.5	2,309	68.248	5,859,084
35	ARAMIT	407.3	423.5	405.0	407.3	405.7	1.6	518	15.45	37,426
36	ARAMITCEM	57.7	59.7	57.2	57.7	58.4	-0.7	194	4.89	83,996
37	ARGONDENIM	24.8	25.2	24.6	24.8	25.1	-0.3	333	13.40	536,977
38	ASIAINS	90.3	91.5	89.5	90.3	90.3	0.0	380	16.58	183,142
39	ASIAPACINS	68.3	69.2	67.9	68.3	68.6	-0.3	392	19.42	283,458
40	ATCSLGF	11.2	11.5	11.1	11.2	11.4	-0.2	203	7.51	669,346
41	ATLASBANG	127.8	130.1	125.0	127.8	127.7	0.1	164	12.74	99,495
42	AZIZPIPES	150.5	155.3	150.0	150.5	149.6	0.9	871	25.47	166,777
43	BANGAS	152.0	153.7	148.2	149.5	147.8	4.2	569	15.81	104,240
44	BANKASIA	20.1	20.6	20.1	20.1	20.3	-0.2	106	5.96	294,262
45	BARKAPOWER	29.4	30.0	29.1	29.4	29.4	0.0	901	39.55	1,339,394
46	BATASHOE	930.0	930.0	868.0	929.7	865.3	64.7	682	22.00	24,099
47	BATBC	656.2	662.0	652.6	656.2	657.0	-0.8	4,030	291.90	443,751
48	BAYLEASING	34.2	35.9	33.8	34.2	35.6	-1.4	1,160	110.75	3,188,301
49	BBS	20.5	20.9	20.5	20.5	20.7	-0.2	260	6.444	312,108
50	BBSCABLES	70.1	72.1	69.9	70.1	70.4	-0.3	1,347	118.59	1,675,762

## Price Matrix (16.09.2021)

#	TRADING CODE	LTP*	HIGH	LOW	CLOSEP*	YCP*	CHANGE	TRADE	VALUE (mn)	VOLUME
51	BDAUTOCA	170.9	174.9	169.5	170.9	166.7	4.2	815	29.55	171,522
52	BDCOM	26.5	26.7	26.2	26.5	26.4	0.1	272	15.93	602,758
53	BDFINANCE	67.0	68.0	66.4	67.0	66.7	0.3	917	116.63	1,740,147
54	BDLAMPS	255.3	266.0	253.1	255.3	255.3	0.0	2,232	100.03	383,089
55	BDSERVICE	0.0	0.0	0.0	5.2	5.2	--	0	0.00	0
56	BDTHAI	27.8	28.5	27.7	27.8	28.1	-0.3	938	48.358	1,730,916
57	BDWELDING	22.8	23.5	22.6	22.8	23.0	-0.2	177	4.308	187,895
58	BEACHHATCH	24.8	26.5	24.7	24.9	26.0	-1.2	380	8.796	349,291
59	BEACONPHAR	217.3	224.9	213.6	217.3	221.0	-3.7	913	59.37	272,658
60	BENGALWTL	26.6	27.6	26.4	26.6	27.3	-0.7	291	8.04	297,494
61	BERGERPBL	1,841.1	1,873.0	1,810.0	1,841.1	1,813.1	28.0	603	42.44	23,164
62	BEXIMCO	135.2	135.5	127.0	135.2	127.2	8.0	7,531	1,537.53	11,605,559
63	BGIC	57.1	58.7	56.9	57.1	57.0	0.1	385	19.676	342,629
64	BIFC	8.2	8.3	8.1	8.2	8.3	-0.1	44	0.465	56,781
65	BNICL	130.4	136.4	122.1	130.4	132.9	-2.5	208	11.135	85,355
66	BPML	52.9	53.7	52.8	52.9	53.0	-0.1	277	9.973	188,329
67	BPPL	47.1	47.6	46.6	47.1	46.2	0.9	2,934	101.367	2,151,139
68	BRACBANK	48.3	49.0	48.1	48.3	48.4	-0.1	624	64.591	1,331,312
69	BSC	50.2	51.3	50.0	50.2	49.9	0.3	790	40.501	803,828
70	BSCCL	214.7	219.9	213.1	214.7	217.8	-3.1	1,482	144.883	670,557
71	BSRMLTD	107.2	110.0	106.9	107.2	106.9	0.3	949	73.893	684,856
72	BSRMSTEEL	70.0	72.2	69.8	70.0	71.1	-1.1	600	36.323	515,903
73	BXPHERMA	236.1	238.0	232.8	236.1	231.4	4.7	3,326	462.432	1,952,168
74	BXSYNTH	0.0	0.0	0.0	8.4	8.4	--	0	0	0
75	CAPMBDBLMF	11.8	12.4	11.6	11.8	12.2	-0.4	156	4.715	392,912
76	CAPMIBBLMF	18.6	19.0	18.1	18.2	18.7	-0.1	239	7.177	389,832
77	CENTRALINS	58.1	59.5	57.7	58.1	58.2	-0.1	353	13.376	227,945
78	CENTRALPHL	17.6	18.3	17.5	17.6	18.1	-0.5	948	24.451	1,377,581
79	CITYBANK	29.6	29.9	28.8	29.6	29.3	0.3	984	121.481	4,110,606
80	CITYGENINS	48.2	49.3	48.0	48.2	48.3	-0.1	820	44.545	917,077
81	CNATEX	7.8	7.9	7.6	7.8	7.5	0.3	1,302	69.612	9,011,190
82	CONFIDCEM	157.1	159.8	156.4	157.1	157.8	-0.7	1,097	88.043	560,410
83	CONTININS	54.1	55.8	53.9	54.1	54.0	0.1	853	54.396	994,072
84	COPPERTECH	41.9	42.5	41.2	41.9	41.4	0.5	311	15.157	361,174
85	CRYSTALINS	62.2	63.0	61.8	62.2	61.8	0.4	693	34.07	544,497
86	CVOPRL	237.8	239.2	224.0	237.8	220.0	17.8	2,955	196.472	843,901
87	DACCADYE	25.7	26.4	25.3	25.7	25.6	0.1	457	19.232	745,143
88	DAFODILCOM	66.0	67.3	63.1	65.7	65.7	0.3	67	0.893	13,534
89	DBH	85.9	87.5	85.6	85.9	86.0	-0.1	1,119	73.531	852,171
90	DBH1STMF	8.2	8.3	8.2	8.2	8.2	0.0	80	1.671	202,701
91	DELTALIFE	169.8	175.0	164.5	169.8	162.4	7.4	3,724	296.543	1,761,582
92	DELTASPINN	11.2	11.8	11.1	11.2	11.6	-0.4	770	22.422	1,974,389
93	DESCO	39.7	41.0	39.7	39.8	40.0	-0.3	103	2.128	53,208
94	DESHBANDHU	24.6	25.7	24.4	24.6	25.1	-0.5	1,025	45.279	1,800,680
95	DGIC	47.5	48.4	47.3	47.5	47.3	0.2	249	6.536	136,597
96	DHAKABANK	14.8	14.9	14.7	14.7	14.8	0.0	208	22.826	1,538,477
97	DHAKAINS	81.2	83.3	80.8	81.2	80.9	0.3	420	15.925	194,636
98	DOMINAGE	41.6	46.9	41.0	41.6	43.9	-2.3	3,462	291.087	6,799,816
99	DOREENPWR	83.1	84.6	82.5	83.1	82.9	0.2	1,090	59.363	712,128
100	DSHGARME	281.9	292.8	275.8	281.9	281.5	0.4	1,305	38.894	137,355



### Price Matrix (16.09.2021)

#	TRADING CODE	LTP*	HIGH	LOW	CLOSEP*	YCP*	CHANGE	TRADE	VALUE (mn)	VOLUME
101	DSSL	20.0	20.6	19.9	20.0	20.3	-0.3	1,137	63.508	3,154,295
102	DULAMIACOT	62.1	68.5	61.1	64.0	67.0	-4.9	129	1.479	22,782
103	DUTCHBANGL	81.7	82.9	80.1	81.7	81.8	-0.1	561	40.827	502,429
104	EASTERNINS	116.3	119.8	116.3	116.8	116.3	0.0	83	4.948	42,379
105	EASTLAND	42.9	43.4	42.1	42.9	42.4	0.5	794	48.179	1,124,147
106	EASTRNLAB	2,674.6	2,674.6	2,600.0	2,674.6	2,547.3	127.3	475	33.916	12,750
107	EBL	40.1	41.0	39.8	40.1	41.2	-1.1	299	14.779	367,877
108	EBL1STMF	0.0	0.0	0.0	9.9	9.9	--	0	0	0
109	EBLNRBMF	0.0	0.0	0.0	7.2	7.2	--	0	0	0
110	ECABLES	156.3	162.9	155.0	156.3	156.7	-0.4	168	4.441	28,270
111	EGEN	62.8	64.0	61.9	62.8	62.4	0.4	421	20.304	323,509
112	EHL	56.4	58.0	56.3	56.4	57.7	-1.3	820	66.196	1,160,652
113	EIL	37.5	38.6	36.8	37.5	37.7	-0.2	575	24.917	658,139
114	EMERALDOIL	42.0	44.0	41.5	42.0	41.3	0.7	703	36.108	845,424
115	ENVOYTEX	43.8	44.7	39.6	43.3	43.6	0.2	215	29.237	682,706
116	EPGL	52.1	53.0	52.0	52.1	52.0	0.1	575	16.329	311,679
117	ESQUIRENIT	37.7	39.0	37.6	37.7	38.5	-0.8	578	31.638	828,206
118	ETL	11.6	12.0	11.5	11.6	11.9	-0.3	353	8.725	744,752
119	EXIM1STMF	0.0	0.0	0.0	7.9	7.9	--	0	0	0
120	EXIMBANK	13.0	13.3	12.9	13.0	13.3	-0.3	602	43.325	3,308,609
121	FAMILYTEX	5.9	6.1	5.9	5.9	5.9	0.0	403	11.673	1,958,002
122	FARCHEM	14.8	15.3	14.7	14.8	15.1	-0.3	866	24.455	1,634,200
123	FAREASTFIN	9.1	9.7	9.0	9.1	9.2	-0.1	83	2.556	281,414
124	FAREASTLIF	68.6	69.7	67.8	68.6	67.0	1.6	966	67.452	980,022
125	FASFIN	10.7	11.2	10.5	10.7	11.1	-0.4	679	34.249	3,144,180
126	FBFIF	0.0	0.0	0.0	6.2	6.2	--	0	0	0
127	FEDERALINS	39.3	39.8	38.8	39.3	39.2	0.1	521	19.702	500,724
128	FEKDIL	16.9	17.0	16.7	16.8	16.8	0.1	189	12.356	736,101
129	FINEFOODS	55.6	56.8	55.1	55.6	56.1	-0.5	371	9.015	160,306
130	FIRSTFIN	8.3	8.6	8.3	8.3	8.7	-0.4	192	3.672	434,920
131	FIRSTSBANK	13.0	13.1	12.8	13.0	12.9	0.1	871	115.466	8,917,616
132	FORTUNE	76.3	76.5	70.8	76.3	69.9	6.4	1,669	131.577	1,768,042
133	FUWANGCER	22.4	23.0	22.2	22.4	22.7	-0.3	1,039	35.9	1,599,479
134	FUWANGFOOD	20.1	21.1	20.0	20.1	20.7	-0.6	1,674	74.095	3,641,592
135	GBBPOWER	48.8	50.9	47.5	48.8	50.1	-1.3	723	65.505	1,332,859
136	GEMINISEA	225.3	230.0	223.0	225.3	223.0	2.3	294	7.68	33,828
137	GENEXIL	120.3	126.5	115.0	120.3	115.0	5.3	4,078	417.407	3,416,328
138	GENNEXT	7.2	7.4	7.1	7.2	7.3	-0.1	465	14.462	2,000,676
139	GHAIL	19.9	20.9	19.8	19.9	20.4	-0.5	663	20.367	1,010,846
140	GHCL	42.1	42.7	42.0	42.1	42.3	-0.2	85	2.512	59,370
141	GLOBALINS	57.7	59.1	57.3	57.7	57.9	-0.2	376	10.84	186,080
142	GOLDENSON	17.3	18.1	17.1	17.3	17.8	-0.5	504	14.75	844,930
143	GP	384.5	385.3	377.6	384.5	379.2	5.3	1,018	105.87	276,299
144	GPHISPAT	53.1	54.3	52.8	53.1	52.7	0.4	1,181	95.244	1,786,412
145	GQBALLPEN	133.1	139.5	130.0	133.1	136.1	-3.0	626	15.17	111,999
146	GRAMEENS2	18.3	18.4	18.1	18.3	18.2	0.1	260	20.88	1,144,730
147	GREENELMF	8.1	8.3	8.1	8.1	8.1	0.0	162	7.10	869,767
148	GREENDELTA	111.8	114.0	111.2	111.8	110.9	0.9	496	21.55	191,600
149	GSPFINANCE	25.9	26.7	25.8	25.9	26.1	-0.2	1,699	135.17	5,151,392
150	HAKKANIPUL	83.4	85.0	83.0	83.4	83.0	0.4	556	15.601	185,891

## Price Matrix (16.09.2021)

#	TRADING CODE	LTP*	HIGH	LOW	CLOSEP*	YCP*	CHANGE	TRADE	VALUE (mn)	VOLUME
151	HEIDELBCEM	362.0	363.5	354.0	360.4	355.1	6.9	183	22.012	61,271
152	HFL	20.2	21.0	20.1	20.2	20.6	-0.4	172	4.929	242,556
153	HRTEX	82.5	85.0	80.4	82.5	84.1	-1.6	458	25.02	301,363
154	HWAWELLTEX	46.0	47.5	46.0	46.0	46.7	-0.7	74	1.643	35,579
155	IBNSINA	295.1	297.2	273.3	295.1	273.3	21.8	1,417	143.07	499,887
156	IBP	20.6	21.3	20.5	20.6	20.9	-0.3	511	19.881	954,194
157	ICB	131.5	136.0	131.0	131.5	134.7	-3.2	806	37.976	285,221
158	ICB3RDNRB	7.1	7.2	6.9	6.9	7.1	0.0	74	0.741	106,043
159	ICBAGRANI1	9.3	9.5	9.3	9.4	9.3	0.0	12	0.162	17,350
160	ICBAMCL2ND	15.1	15.2	14.3	15.1	14.6	0.5	388	25.997	1,740,250
161	ICBEPMF1S1	7.8	8.0	7.8	7.9	7.9	-0.1	48	14.982	1,896,617
162	ICBIBANK	6.6	6.9	6.5	6.6	6.7	-0.1	188	4.251	643,347
163	ICBSONALI1	8.6	8.6	8.4	8.4	8.4	0.2	38	0.351	41,637
164	IDLC	72.9	74.9	71.6	72.9	71.6	1.3	3,823	364.261	4,979,664
165	IFADAUTOS	56.1	57.1	55.9	56.1	56.4	-0.3	783	39.469	697,990
166	IFIC	16.2	16.5	16.1	16.2	16.3	-0.1	1,727	228.341	14,052,659
167	IFIC1STMF	0.0	0.0	0.0	7.0	7.0	--	0	0	0
168	IFILISLMF1	6.7	6.8	6.7	6.7	6.7	0.0	18	0.519	77,208
169	ILFSL	10.0	10.5	9.9	10.0	10.4	-0.4	690	27.048	2,665,888
170	IMAMBUTTON	37.0	37.0	35.4	36.0	36.6	0.4	172	2.227	62,130
171	INDEXAGRO	130.3	133.0	128.1	130.3	128.5	1.8	1,053	49.803	380,836
172	INTECH	40.8	41.9	40.5	40.8	40.8	0.0	422	12.68	308,583
173	INTRACO	24.3	25.2	24.1	24.3	24.5	-0.2	540	30.698	1,249,914
174	IPDC	46.0	47.5	44.7	46.0	45.4	0.6	3,773	452.911	9,830,179
175	ISLAMIBANK	30.0	30.1	29.9	30.0	30.0	0.0	241	11.007	366,898
176	ISLAMICFIN	34.3	35.4	34.0	34.3	34.5	-0.2	2,871	336.90	9,740,493
177	ISLAMIINS	71.0	72.3	70.6	71.0	70.6	0.4	1,082	60.561	847,314
178	ISNLTD	46.8	48.0	46.6	46.8	47.2	-0.4	226	8.618	183,126
179	ITC	42.5	42.7	41.0	42.5	41.4	1.1	488	30.913	737,922
180	JAMUNABANK	23.2	23.4	23.1	23.2	23.1	0.1	309	32.386	1,395,337
181	JAMUNAOIL	187.8	189.8	186.0	186.4	186.2	1.6	161	7.281	38,836
182	JANATAINS	54.5	55.6	54.1	54.5	54.5	0.0	674	31.641	577,572
183	JMISMDL	406.7	414.8	405.0	406.7	408.4	-1.7	1,317	75.544	184,664
184	JUTESPINN	185.6	185.6	168.0	185.6	168.8	16.8	170	4.051	22,063
185	KARNAPHULI	45.4	46.6	45.2	45.4	45.2	0.2	639	28.361	617,825
186	KAY&QUE	330.0	337.7	323.2	334.7	322.5	7.5	343	19.114	57,962
187	KBPPWBIL	13.7	14.5	13.7	13.7	14.1	-0.4	418	8.285	596,317
188	KDSALTD	65.5	66.6	63.9	65.5	65.4	0.1	1,491	99.957	1,538,923
189	KEYACOSMET	8.4	8.8	8.3	8.4	9.2	-0.8	5,677	210.192	24,616,331
190	KOHINOOR	510.3	532.0	506.0	510.3	520.0	-9.7	858	34.585	66,595
191	KPCL	48.9	49.7	47.0	48.9	45.2	3.7	3,209	245.37	4,987,950
192	KPPL	15.1	15.6	15.1	15.1	15.4	-0.3	290	7.28	477,219
193	KTL	26.2	27.7	26.0	26.2	27.3	-1.1	1,355	47.581	1,794,957
194	LANKABAFIN	44.0	45.1	43.5	44.0	44.0	0.0	5,837	843.773	19,095,368
195	LEGACYFOOT	76.8	78.5	76.3	76.8	75.9	0.9	640	17.588	226,983
196	LHBL	76.8	78.3	76.5	76.8	77.3	-0.5	3,265	411.146	5,338,493
197	LIBRAINFU	980.6	1,020.0	980.0	980.6	983.7	-3.1	628	19.087	19,166
198	LINDEBD	1,639.0	1,709.0	1,625.5	1,639.0	1,617.8	21.2	1,748	131.572	78,586
199	LOVELLO	34.5	35.9	34.1	34.5	35.4	-0.9	748	41.706	1,197,849
200	LRBDL	50.2	52.0	50.1	50.2	50.7	-0.5	1,313	54.167	1,063,440



## Price Matrix (16.09.2021)

#	TRADING CODE	LTP*	HIGH	LOW	CLOSEP*	YCP*	CHANGE	TRADE	VALUE (mn)	VOLUME
201	LRGLOBMF1	9.0	9.2	8.9	9.0	9.0	0.0	75	5.069	562,324
202	MAKSONSPIN	28.0	29.0	27.9	28.0	28.4	-0.4	1,392	137.116	4,821,238
203	MALEKSPIN	34.2	35.5	34.0	34.2	35.0	-0.8	1,123	77.652	2,242,313
204	MARICO	2,371.2	2,405.0	2,366.0	2,371.2	2,372.1	-0.9	374	17.541	7,391
205	MATINSPINN	60.7	61.9	59.6	59.8	60.4	0.3	558	30.148	499,404
206	MBL1STMF	8.3	8.4	8.2	8.3	8.2	0.1	77	2.042	246,368
207	MEGCONMILK	23.7	24.6	23.5	23.8	24.4	-0.7	237	2.763	115,122
208	MEGHNACEM	92.5	97.9	90.0	92.5	94.6	-2.1	298	12.575	136,268
209	MEGHNALIFE	117.9	126.0	116.6	117.9	113.5	4.4	4,141	358.221	2,939,269
210	MEGHNAPET	30.9	32.0	29.6	30.7	31.6	-0.7	106	1.42	45,547
211	MERCANBANK	16.0	16.2	16.0	16.0	16.0	0.0	477	25.39	1,578,675
212	MERCINS	54.0	54.8	53.9	54.0	54.1	-0.1	326	15.76	290,790
213	METROSPIN	29.8	31.6	29.7	29.8	31.0	-1.2	1,194	66.298	2,175,628
214	MHSML	22.0	22.7	21.7	22.0	22.4	-0.4	409	15.764	712,330
215	MICEMENT	84.0	84.5	82.4	84.0	83.5	0.5	176	5.69	67,851
216	MIDASFIN	20.8	21.6	20.7	20.7	21.4	-0.6	428	19.991	952,545
217	MIRACLEIND	38.3	40.3	38.2	38.3	39.1	-0.8	571	18.925	487,608
218	MIRAKHTER	92.1	94.5	91.6	92.1	93.3	-1.2	887	36.674	394,130
219	MITHUNKNIT	20.3	21.6	20.1	20.3	21.1	-0.8	140	1.876	92,062
220	MJLBD	100.1	100.7	97.9	100.1	98.9	1.2	739	39.515	396,749
221	MLDYEING	29.9	30.6	29.8	29.9	30.3	-0.4	1,175	48.381	1,605,826
222	MONNOAGML	822.7	845.9	806.5	822.7	805.1	17.6	1,106	34.205	41,181
223	MONNOCERA	176.8	178.0	169.5	176.8	165.0	11.8	4,442	224.522	1,288,873
224	MONNOFABR	29.9	31.3	29.7	29.9	29.5	0.4	616	17.815	589,570
225	MONOSPOOL	229.5	237.6	226.4	229.5	225.6	3.9	956	16.375	70,614
226	MPETROLEUM	204.8	207.9	204.0	204.8	204.0	0.8	252	8.598	41,964
227	MTB	20.8	20.8	20.6	20.8	20.6	0.2	152	20.998	1,009,691
228	NAHEEACP	50.7	51.9	50.5	50.7	51.2	-0.5	422	26.148	513,219
229	NATLIFEINS	246.0	253.8	241.0	246.0	247.1	-1.1	199	4.471	18,024
230	NAVANACNG	40.0	40.8	40.0	40.1	40.3	-0.3	102	1.619	40,141
231	NBL	8.6	8.8	8.5	8.6	8.5	0.1	1,404	161.831	18,825,024
232	NCCBANK	15.8	16.0	15.7	15.8	15.9	-0.1	254	15.002	948,182
233	NCCBLMF1	8.8	8.9	8.7	8.8	8.8	0.0	54	2.225	252,930
234	NEWLINE	29.1	29.4	28.9	29.1	29.1	0.0	143	7.935	272,644
235	NFML	30.8	31.6	30.6	30.8	31.0	-0.2	977	40.604	1,309,973
236	NHFIL	87.4	89.0	84.5	87.4	86.3	1.1	1,588	197.176	2,264,056
237	NITOLINS	65.1	67.0	64.0	65.1	64.1	1.0	1,372	106.128	1,613,240
238	NLI1STMF	14.6	14.9	14.6	14.6	14.7	-0.1	94	1.865	127,147
239	NORTHERN	385.7	395.0	382.0	385.7	382.8	2.9	537	16.157	41,487
240	NORTHRNINS	57.5	58.8	57.1	57.5	57.4	0.1	259	12.219	211,037
241	NPOLYMAR	63.5	65.2	63.0	63.5	63.8	-0.3	1,289	62.914	982,401
242	NRBCBANK	30.0	30.9	29.7	30.0	30.3	-0.3	1,889	150.159	4,949,508
243	NTC	578.0	598.6	571.7	579.7	587.1	-9.1	72	2.105	3,612
244	NLTUBES	123.4	128.8	122.6	123.4	125.2	-1.8	2,574	120.56	960,097
245	NURANI	9.4	9.8	9.3	9.4	9.7	-0.3	605	13.307	1,404,820
246	OAL	14.1	14.5	13.9	14.1	14.4	-0.3	624	15.801	1,110,575
247	OIMEX	26.1	26.9	26.0	26.1	26.6	-0.5	293	9.27	351,672
248	OLYMPIC	203.5	207.8	201.5	203.5	202.4	1.1	1,250	72.673	354,932
249	ONEBANKLTD	13.8	14.0	13.7	13.8	13.9	-0.1	392	35.809	2,585,581
250	ORIONINFU	85.2	86.5	84.9	85.2	85.1	0.1	683	24.731	289,191

## Price Matrix (16.09.2021)

#	TRADING CODE	LTP*	HIGH	LOW	CLOSEP*	YCP*	CHANGE	TRADE	VALUE (mn)	VOLUME
251	ORIONPHARM	69.8	71.1	69.5	69.8	68.9	0.9	1,762	130.69	1,859,654
252	PADMALIFE	55.2	57.0	54.2	55.2	54.7	0.5	1,427	78.194	1,408,110
253	PADMAOIL	236.1	239.7	232.2	234.6	233.4	2.7	257	10.52	44,923
254	PAPERPROC	225.3	232.0	221.0	225.3	218.0	7.3	834	20.274	89,397
255	PARAMOUNT	85.3	87.1	85.1	85.3	85.6	-0.3	569	24.241	281,690
256	PDL	14.6	15.1	14.5	14.6	14.8	-0.2	575	30.706	2,078,264
257	PENINSULA	28.9	29.4	28.5	28.9	28.7	0.2	973	62.751	2,169,743
258	PEOPLESINS	52.5	54.0	52.2	52.5	52.7	-0.2	651	20.243	381,418
259	PF1STMF	9.9	10.0	9.7	9.9	9.8	0.1	114	5.237	530,958
260	PHARMAID	690.3	716.5	680.0	690.3	667.3	23.0	2,717	144.238	205,171
261	PHENIXINS	66.4	68.5	65.9	66.4	66.8	-0.4	518	30.024	445,165
262	PHOENIXFIN	32.4	32.8	32.1	32.4	32.5	-0.1	548	38.176	1,173,040
263	PHPMF1	0.0	0.0	0.0	7.2	7.2	--	0	0	0
264	PIONEERINS	131.2	135.5	130.1	131.2	131.9	-0.7	812	34.656	260,309
265	PLFSL	0.0	0.0	0.0	3.0	3.0	--	0	0	0
266	POPULAR1MF	0.0	0.0	0.0	7.0	7.0	--	0	0	0
267	POPULARLIF	99.6	103.0	99.0	99.6	97.9	1.7	919	46.261	456,440
268	POWERGRID	55.6	56.8	55.2	55.6	56.0	-0.4	1,228	89.786	1,604,287
269	PRAGATIINS	94.0	96.5	93.0	94.0	93.0	1.0	322	22.887	242,345
270	PRAGATILIF	115.5	117.4	111.7	115.5	111.4	4.1	503	25.579	221,883
271	PREMIERBAN	14.9	15.1	14.8	14.9	15.0	-0.1	416	55.792	3,745,888
272	PREMIERCCEM	85.7	89.5	85.2	85.7	87.4	-1.7	638	34.572	399,106
273	PREMIERLEA	12.6	13.1	12.5	12.6	13.0	-0.4	540	26.611	2,086,210
274	PRIME1ICBA	7.7	7.8	7.6	7.7	7.7	0.0	32	0.417	54,314
275	PRIMEBANK	23.0	23.5	22.9	23.0	23.2	-0.2	224	20.774	896,273
276	PRIMEFIN	16.3	16.6	16.1	16.3	16.4	-0.1	642	58.107	3,556,522
277	PRIMEINSUR	53.9	54.8	52.1	53.3	53.0	0.9	187	5.845	109,796
278	PRIMELIFE	73.8	75.5	73.4	73.8	73.0	0.8	364	17.574	235,304
279	PRIMETEX	24.6	24.9	24.5	24.6	24.7	-0.1	130	4.435	179,858
280	PROGRESLIF	119.1	122.5	117.0	119.1	118.3	0.8	874	39.777	330,386
281	PROVATIINS	180.3	184.0	163.1	177.4	167.7	12.6	131	1.994	11,556
282	PTL	62.5	63.9	62.2	62.5	63.3	-0.8	1,892	254.405	4,043,034
283	PUBALIBANK	25.0	25.4	24.9	25.0	25.1	-0.1	122	4.317	171,381
284	PURABIGEN	45.4	46.3	45.1	45.4	45.2	0.2	596	20.326	444,490
285	QUASEMIND	56.0	57.2	55.7	56.0	56.1	-0.1	594	49.544	875,500
286	QUEENSOUTH	31.2	32.1	31.1	31.2	31.4	-0.2	816	40.548	1,287,911
287	RAHIMAFODD	345.0	364.0	342.1	345.0	349.9	-4.9	1,105	40.471	114,700
288	RAHIMTEXT	334.0	344.9	333.2	334.5	329.2	4.8	314	7.222	21,179
289	RAKCEMIC	45.7	47.0	45.6	45.7	46.3	-0.6	430	26.591	577,011
290	RANFOUNDRY	184.6	190.0	178.9	184.6	176.7	7.9	1,138	44.951	242,801
291	RDFOOD	50.1	51.0	49.9	50.1	49.8	0.3	596	30.181	596,502
292	RECKITBEN	4,902.0	5,188.0	4,886.1	4,902.0	5,058.1	-156.1	573	24.489	4,950
293	REGENTTEX	14.5	15.5	14.4	14.5	14.8	-0.3	423	21.839	1,473,776
294	RELIANCE1	12.8	12.9	12.8	12.8	12.9	-0.1	138	4.81	374,180
295	RELIANCINS	99.9	103.3	99.2	99.9	100.4	-0.5	318	23.752	235,067
296	RENATA	1,443.3	1,460.0	1,440.3	1,445.0	1,447.3	-4.0	229	10.632	7,342
297	RENWICKJA	1,244.5	1,244.5	1,210.0	1,244.5	1,171.3	73.2	134	4.345	3,520
298	REPUBLIC	58.0	58.8	57.0	58.0	57.8	0.2	486	21.761	373,476
299	RINGSHINE	12.8	13.5	12.6	12.8	13.3	-0.5	2,178	99.205	7,634,581
300	RNSPIN	7.4	7.8	7.3	7.4	7.6	-0.2	420	7.543	1,001,583

## Price Matrix (16.09.2021)

#	TRADING CODE	LTP*	HIGH	LOW	CLOSEP*	YCP*	CHANGE	TRADE	VALUE (mn)	VOLUME
301	ROBI	41.9	42.2	41.8	41.9	41.9	0.0	2,810	84.523	2,014,017
302	RSRMSTEEL	34.7	35.4	34.6	34.7	35.0	-0.3	363	16.559	474,955
303	RUNNERAUTO	65.0	66.5	64.7	65.0	65.2	-0.2	512	23.361	355,372
304	RUPALIBANK	39.4	40.6	39.0	39.4	40.5	-1.1	1,017	49.39	1,251,085
305	RUPALIINS	44.9	45.7	44.5	44.9	44.5	0.4	398	22.173	491,045
306	RUPALILIFE	87.2	91.0	85.9	87.2	84.6	2.6	2,865	242.184	2,741,777
307	SAFKOSPINN	26.3	27.8	26.0	26.3	26.9	-0.6	539	25.219	940,421
308	SAIFPOWER	35.5	36.6	35.1	35.5	35.6	-0.1	3,700	562.944	15,692,803
309	SAIHAMCOT	19.5	20.1	19.5	19.5	19.8	-0.3	531	27.613	1,404,643
310	SAIHAMTEX	23.8	24.5	23.7	23.8	24.3	-0.5	476	19.748	821,811
311	SALAMCRST	36.2	37.5	35.9	36.2	36.7	-0.5	460	24.456	663,422
312	SALVOCHEM	52.1	52.7	50.2	52.1	50.2	1.9	1,076	65.536	1,273,992
313	SAMATALETH	105.8	110.6	102.0	105.8	110.5	-4.7	662	19.748	183,264
314	SAMORITA	103.0	103.8	94.5	103.0	94.4	8.6	1,838	100.104	1,002,119
315	SANDHANINS	42.1	43.0	41.5	42.1	41.1	1.0	1,347	85.886	2,025,140
316	SAPORTL	29.8	30.7	29.7	29.8	30.0	-0.2	376	11.832	394,723
317	SAVAREFR	263.0	277.1	258.5	266.9	254.8	8.2	168	1.94	7,180
318	SBACBANK	22.3	23.0	22.2	22.3	22.6	-0.3	3,142	98.583	4,361,455
319	SEAPEARL	0.0	0.0	0.0	42.8	42.8	--	0	0	0
320	SEBL1STMF	0.0	0.0	0.0	13.1	13.1	--	0	0	0
321	SEMLFBSLGF	10.6	10.8	10.5	10.6	10.7	-0.1	168	3.771	354,218
322	SEMLIBLSF	10.7	10.9	10.7	10.7	10.7	0.0	76	2.108	194,538
323	SEMLLECMF	10.6	11.0	10.5	10.6	10.8	-0.2	304	14.238	1,334,227
324	SHAHJABANK	21.9	22.1	21.7	22.0	21.9	0.0	101	6.306	287,833
325	SHASHADNIM	31.3	32.0	31.1	31.3	31.5	-0.2	382	18.078	573,970
326	SHEPHERD	20.0	20.2	19.7	20.0	19.8	0.2	253	11.489	576,439
327	SHURWID	22.9	23.9	22.7	22.9	23.4	-0.5	601	19.042	825,184
328	SHYAMPSUG	124.0	131.0	121.0	124.0	119.9	4.1	406	6.635	52,272
329	SIBL	14.9	15.2	14.9	14.9	15.0	-0.1	171	11.619	774,297
330	SILCOPHL	30.4	31.4	30.2	30.4	31.0	-0.6	542	22.108	719,992
331	SILVAPHL	21.7	22.5	21.6	21.7	22.1	-0.4	455	17.331	790,065
332	SIMTEX	21.1	22.3	20.9	21.1	21.7	-0.6	303	11.219	526,287
333	SINGERBD	197.9	199.9	194.5	197.9	193.8	4.1	644	32.931	166,999
334	SINOBANGLA	61.8	63.4	61.3	61.8	62.3	-0.5	790	37.203	596,974
335	SKTRIMS	41.2	42.7	41.0	41.2	42.4	-1.2	1,071	58.477	1,398,888
336	SONALIANS	529.7	547.0	525.2	529.7	525.0	4.7	1,131	36.027	66,712
337	SONALILIFE	82.1	83.7	79.5	82.1	78.3	3.8	5,197	228.913	2,795,927
338	SONALIPAPR	452.5	483.8	445.0	452.5	474.1	-21.6	3,747	205.082	446,565
339	SONARBAINS	82.2	83.9	81.7	82.2	82.4	-0.2	645	25.736	311,925
340	SONARGAON	24.5	25.5	24.4	24.5	24.8	-0.3	191	4.841	195,961
341	SOUTHEASTB	16.6	16.7	16.5	16.6	16.6	0.0	308	27.304	1,642,399
342	SPCERAMICS	36.9	37.3	36.4	36.9	36.5	0.4	1,891	100.786	2,724,314
343	SPCL	110.9	115.4	110.3	110.9	113.5	-2.6	1,608	141.675	1,257,332
344	SQUARETEXT	52.4	53.2	52.0	53.0	52.7	-0.3	119	4.969	94,595
345	SQURPHARMA	244.4	248.2	243.1	244.4	242.3	2.1	3,302	373.737	1,521,356
346	SSSTEEL	24.0	24.5	23.9	24.0	24.3	-0.3	1,583	80.33	3,321,309
347	STANCERAM	242.1	248.0	239.6	242.1	239.1	3.0	645	17.674	72,314
348	STANDARINS	97.7	98.1	94.1	97.7	94.7	3.0	448	34.297	353,349
349	STANDBANKL	10.3	10.5	10.3	10.3	10.3	0.0	295	16.28	1,575,055
350	STYLECRAFT	183.7	190.0	182.0	183.7	184.7	-1.0	717	19.848	106,872

Price Matrix (16.09.2021)										
#	TRADING CODE	LTP*	HIGH	LOW	CLOSEP*	YCP*	CHANGE	TRADE	VALUE (mn)	VOLUME
351	SUMITPOWER	47.5	48.4	47.3	47.5	46.9	0.6	1,775	129.737	2,716,786
352	SUNLIFEINS	40.2	41.3	39.9	40.2	40.2	0.0	192	5.357	132,588
353	TAKAFULINS	59.1	61.7	59.0	59.1	59.8	-0.7	130	3.33	55,541
354	TALLUSPIN	13.6	14.4	13.5	13.6	14.0	-0.4	463	12.915	928,515
355	TAMIJTEX	184.5	195.0	181.1	184.5	179.1	5.4	284	3.657	19,358
356	TAUFIKA	0.0	0.0	0.0	0.0	34.2 --		0	0	0
357	TITASGAS	42.6	44.3	42.3	42.6	43.3	-0.7	615	36.202	841,634
358	TOSRIFA	20.0	21.0	19.7	20.0	20.2	-0.2	222	5.307	263,010
359	TRUSTB1MF	0.0	0.0	0.0	7.4	7.4 --		0	0	0
360	TRUSTBANK	35.5	35.9	35.5	35.6	35.7	-0.2	52	2.628	73,795
361	TUNGHAI	7.00	7.30	7	7.00	7.20	-0.2	217	3.157	447,014
362	UCB	16.8	17.1	16.7	16.7	16.9	-0.1	305	18.113	1,076,101
363	UNILEVERCL	2,953.9	2,995.0	2,930.2	2,953.9	2,978.4	-24.5	221	5.356	1,805
364	UNIONCAP	14.5	15.2	14.4	14.5	15.0	-0.5	751	30.089	2,041,738
365	UNIQUEHRL	50.5	50.8	47.5	50.5	47.7	2.8	686	34.278	691,905
366	UNITEDFIN	26.1	27.0	26.0	26.1	26.7	-0.6	1,264	111.128	4,186,896
367	UNITEDINS	67.0	69.3	66.7	67.0	67.1	-0.1	321	13.635	201,978
368	UPGDCL	298.1	303.5	297.0	298.1	300.3	-2.2	928	53.751	179,816
369	USMANIAGL	73.1	75.0	73.0	73.4	74.3	-1.2	160	3.609	49,019
370	UTTARABANK	25.8	26.0	25.6	25.8	25.9	-0.1	303	16.174	626,874
371	UTTARAFIN	52.0	53.8	51.6	52.0	53.0	-1.0	767	28.212	534,338
372	VAMLBDMF1	10.4	10.6	10.3	10.4	10.4	0.0	117	6.636	636,256
373	VAMLRBBF	8.9	9.1	8.8	8.9	8.9	0.0	124	4.755	533,484
374	VFSTD	25.8	26.5	25.7	25.8	26.2	-0.4	520	24.237	931,262
375	WALTONHIL	1,206.4	1,265.0	1,198.1	1,206.4	1,266.1	-59.7	4,931	202.062	165,554
376	WATACHEM	333.6	343.9	332.5	333.6	336.1	-2.5	775	31.187	92,063
377	WMSHIPYARD	14.7	15.2	14.5	14.7	15.0	-0.3	914	27.643	1,865,664
378	YPL	14.4	14.8	14.3	14.4	14.5	-0.1	273	4.625	319,100
379	ZAHEENSPIN	10.2	10.5	10.2	10.2	10.5	-0.3	276	7.51	725,741
380	ZAHINTEX	9.4	9.8	9.4	9.4	9.6	-0.2	171	4.815	511,304
381	ZEALBANGLA	160.0	161.0	155.8	159.0	159.5	0.5	61	0.868	5,463

Sources: <https://www.dsebd.org/>

## UFCML Research Team

Contact:

**Rishad Reza Nur**

Analyst

Mob: 01715551555

Email: rishad\_reza@outlook.com

**UTTARA FINANCE CAPITAL MANAGEMENT LIMITED**

Jibon Bima Tower (6<sup>th</sup> Floor)

10 Dilkusha C/A

Dhaka-1000, Bangladesh.