


Market Overview:

Indices	TV	YV	Changes	% Ch
DSE X Index	7191.8085	7228.3138	-36.50526	-0.5050%
DSE S Index	1566.8038	1577.1039	-10.30008	-0.6531%
DS30 Index	2655.8124	2674.5503	-18.73794	-0.7006%

The DSEX closed at 7191.80 points down by 36.50 points. The DSES closed at 1566.80 down by 10.30 points. The DS30 closed at 2655.81 down by 18.73 points.

Trade Overview:

Total Trade	Total Volume	Total Value In core	Total Market Cap In core	Turnover Velocity percentage
309,783	492,737,903	2033.7774	572,375.6771	82.43%

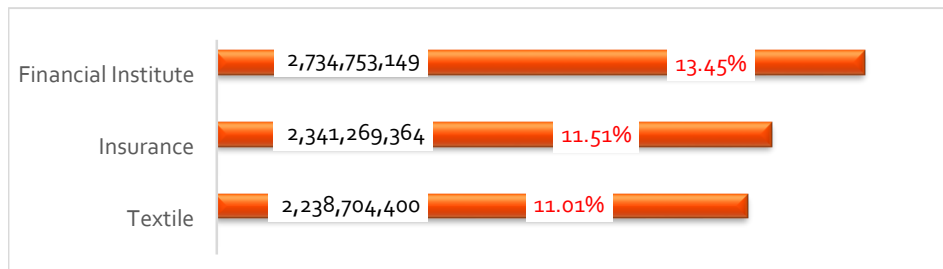
Total turnover was worth BDT 2033.77 crores. Prices of only 106 issues were increased whereas that of 244 issues were declined and the price of the rests were remained unchanged. The turnover velocity remained to 82.43%.

Daily Market Update

September 19, 2021

DAILY MARKET ANALYSIS
GRAPHS OF MAJOR INDICES
Analysis of Market Index (DSEX):

The DSE bourse plummeted on profit booking especially in the financial institute and low paid stocks. The bourse finally ended up with a losing streak with 36.50 points lower than the previous day with a high trade volume & turnover.

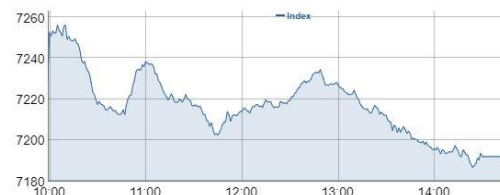
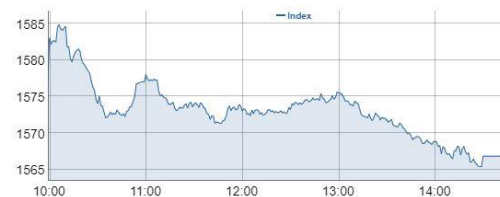
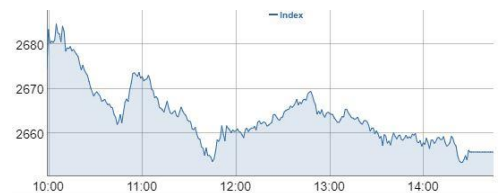
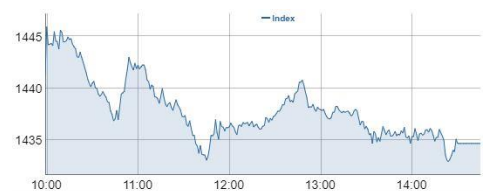
Sector Analysis:


Financial Institute topped the chart with a total trade value of Tk. 273.47 crores which was 13.45% of the total value. **Insurance** ranked second and **Pharmaceutical & Chemical** ranked third with total trade value of Tk. 234.12 crores (11.51%) and Tk. 223.87 crores (11.01%) respectively.

Company Analysis:

Top Three Stocks (by Value)						
Trading Codes	YCP	CloseP	Changes	Trade	Value (mn)	Volume
BEXIMCO	135.2	134.4	(0.8)	6,596	1,327.503	9,876,798
LANKABAFIN	44.0	44.1	0.1	4,726	648.394	14,689,106
BXPBARMA	236.1	233.8	(2.3)	3,289	490.164	2,082,261

BEXIMCO topped the total value chart with a close price of Tk. 134.4, price change of Tk. (0.8) with a trade value of 132.75 crores followed by **LANKABAFIN** Tk. 44.1, Tk. (0.1), (64.83 crores) and **BXPBARMA** Tk. Tk. 35.5, (2.3), (49.01 crores).

DSEX

DSES

DS30

CDSET


Top Twenty Shares by Value

TRADING CODE	LTP*	HIGH	LOW	YCP*	CLOSEP*	TRADE	VALUE (mn)	VOLUME
BEXIMCO	134.4	136.9	131.6	135.2	134.4	6,596	1,327.50	9,876,798
LANKABAFIN	44.1	45.1	43.3	44	44.1	4,726	648.394	14,689,106
BXPHERMA	233.8	238	232	236.1	233.8	3,289	490.164	2,082,261
SAIFPOWER	36.9	37.2	35	35.5	36.9	3,241	464.854	12,920,524
ALIF	19.1	19.7	18.2	18	19.1	4,532	461.782	24,395,582
IPDC	46.5	48.9	45.5	46	46.5	3,639	458.982	9,777,233
DOMINAGE	40.7	42.8	37.5	41.6	40.7	3,011	331.236	8,366,990
ISLAMICFIN	33.8	35.2	33.6	34.3	33.8	2,758	313.181	9,106,710
ACTIVEFINE	24.9	26.3	23.9	25.1	24.9	3,164	282.694	11,052,786
BATBC	648.8	659.8	647.5	656.2	648.8	5,227	269.954	414,407
SONALIPAPR	444.4	474	425	452.5	444.4	4,823	263.194	574,729
DELTALIFE	163.7	171.5	162.6	169.8	163.7	3,505	259.265	1,547,278
PTL	64.7	65	62.7	62.5	64.7	2,395	245.454	3,846,547
MEGHNALIFE	123.1	127	116.6	117.9	123.1	3,121	245.184	1,996,705
IDLC	74.1	75.4	72.4	72.9	74.1	2,441	243.311	3,279,787
LHBL	75	76.8	74.7	76.8	75	2,070	215.888	2,873,384
AAMRATECH	35.9	35.9	32.9	32.7	35.9	1,511	215.475	6,046,220
CVOPRL	252.9	258.5	242.5	237.8	252.9	3,409	203.735	810,135
GENEXIL	121.5	125.9	119.7	120.3	121.5	2,580	199.554	1,636,352
IFIC	15.9	16.3	15.8	16.2	15.9	1,937	199.164	12,424,328

Top Twenty Shares by Volume

TRADING CODE	LTP*	HIGH	LOW	YCP*	CLOSEP*	TRADE	VALUE (mn)	VOLUME
ALIF	19.1	19.7	18.2	18	19.1	4,532	461.782	24,395,582
LANKABAFIN	44.1	45.1	43.3	44	44.1	4,726	648.394	14,689,106
NBL	8.4	8.7	8.4	8.6	8.4	1,400	120.205	14,067,840
SAIFPOWER	36.9	37.2	35	35.5	36.9	3,241	464.85	12,920,524
IFIC	15.9	16.3	15.8	16.2	15.9	1,937	199.164	12,424,328
ACTIVEFINE	24.9	26.3	23.9	25.1	24.9	3,164	282.694	11,052,786
FIRSTSBANK	12.6	13.1	12.4	13	12.6	1,361	131.542	10,351,511
BEXIMCO	134.4	136.9	131.6	135.2	134.4	6,596	1327.503	9,876,798
IPDC	46.5	48.9	45.5	46	46.5	3,639	458.982	9,777,233
ISLAMICFIN	33.8	35.2	33.6	34.3	33.8	2,758	313.181	9,106,710
KEYACOSMET	8.8	9	8.2	8.4	8.8	2,225	76.499	8,739,048
DOMINAGE	40.7	42.8	37.5	41.6	40.7	3,011	331.236	8,366,990
SSSTEEL	25.1	25.4	24.1	24	25.1	2,374	180.78	7,314,343
RINGSHINE	12.5	13	12.4	12.8	12.5	1,677	79.598	6,348,983
AAMRATECH	35.9	35.9	32.9	32.7	35.9	1,511	215.475	6,046,220
APOLOISPAT	10.9	11.6	10.9	11.5	10.9	1,880	59.609	5,415,159
NRBCBANK	28.2	30.1	27.2	30	28.2	1,786	153.122	5,308,370
CNATEX	7.8	8	7.7	7.8	7.8	872	40.875	5,218,322
MAKSONSPIN	27.5	28.6	27.4	28	27.5	1,588	139.317	4,986,596
MIDASFIN	22.4	22.7	21.9	20.7	22.4	1,835	99.862	4,454,370

Top Twenty Shares by Trade								
TRADING CODE	LTP*	HIGH	LOW	YCP*	CLOSEP*	TRADE	VALUE(mn)	VOLUME
BEXIMCO	134.4	136.9	131.6	135.2	134.4	6,596	1,327.50	9,876,798
BATBC	648.8	659.8	647.5	656.2	648.8	5,227	269.954	414,407
SONALIPAPR	444.4	474	425	452.5	444.4	4,823	263.19	574,729
LANKABAFIN	44.1	45.1	43.3	44	44.1	4,726	648.394	14,689,106
ALIF	19.1	19.7	18.2	18	19.1	4,532	461.782	24,395,582
IPDC	46.5	48.9	45.5	46	46.5	3,639	458.982	9,777,233
DELTA LIFE	163.7	171.5	162.6	169.8	163.7	3,505	259.265	1,547,278
CVOPRL	252.9	258.5	242.5	237.8	252.9	3,409	203.735	810,135
BXPHERMA	233.8	238	232	236.1	233.8	3,289	490.164	2,082,261
SAIFPOWER	36.9	37.2	35	35.5	36.9	3,241	464.854	12,920,524
ACTIVEFINE	24.9	26.3	23.9	25.1	24.9	3,164	282.694	11,052,786
MEGHNALIFE	123.1	127	116.6	117.9	123.1	3,121	245.184	1,996,705
SONALILIFE	76.4	81.9	75.6	82.1	76.4	3,097	134.596	1,712,297
KPCL	49.1	52.5	48.6	48.9	49.1	3,053	195.868	3,900,237
DOMINAGE	40.7	42.8	37.5	41.6	40.7	3,011	331.236	8,366,990
MONNOCERA	174	180.9	172.8	176.8	174	3,007	131.207	743,687
ROBI	42	42.4	41.9	41.9	42	2,908	99.021	2,355,381
SQURPHARMA	243.4	245.4	242.4	244.4	243.4	2,886	163.934	673,656
ISLAMICFIN	33.8	35.2	33.6	34.3	33.8	2,758	313.181	9,106,710
SBACBANK	21	22.4	20.7	22.3	21	2,704	76.795	3,589,804

Sector Analysis						
Short Name	Up	Down	Unchanged	Trade Volume	Trade Value	(%)
Financial Institute	10	17	0	72,734,912	2,734,753,149	13.45%
Insurance	36	20	4	32,485,715	2,341,269,364	11.51%
Textile	16	47	4	94,213,150	2,238,704,400	11.01%
Engineering	16	31	0	47,417,303	2,182,688,628	10.73%
Pharma&Chem.	7	27	0	37,444,128	2,108,211,902	10.37%
Miscellaneous	6	9	0	16,541,298	1,705,602,037	8.39%
Fuel&Power	12	14	2	20,843,277	1,593,427,197	7.83%
Bank	14	17	9	81,763,905	1,440,436,282	7.08%
IT Sector	9	4	0	15,723,957	757,178,112	3.72%
Food&Allied	4	17	1	8,175,093	691,648,173	3.40%
Real Estate	2	3	0	14,915,353	582,164,173	2.86%
Cement	2	7	0	4,087,245	371,262,562	1.83%
Printing	2	5	0	2,248,049	329,094,978	1.62%
Travel&Leis.	3	1	0	7,027,522	295,015,367	1.45%
Ceramics	1	5	0	5,231,736	276,075,217	1.36%
Mutual Funds	3	28	7	26,546,437	227,620,276	1.12%
Telecom	1	2	0	2,847,626	215,524,943	1.06%
Tannery	2	5	0	2,411,312	214,417,893	1.05%
Jute	0	3	0	79,838	32,631,883	0.16%
Corpo.Bond	0	1	0	47	47,656	0.00%
Debenture	0	0	0	-	-	0.00%
Total					20,337,774,190	100.00%

Top 10 Gainers (Based on YCP & Close price)					
Instr Code	Close	High	Low	YCP	%CHG
BDAUTOCA	187.9	187.9	174	170.9	9.9473
AZIZPIPES	165.3	165.5	152.1	150.5	9.8339
AAMRATECH	35.9	35.9	32.9	32.7	9.7859
UNIQUEHRL	55	55.5	51	50.5	8.9109
RUPALIINS	48.9	49.3	44.1	44.9	8.9087
DACCADYE	27.9	28.1	26	25.7	8.5603
MIDASFIN	22.4	22.7	21.9	20.7	8.2126
AAMRANET	57.5	58	54	53.7	7.0764
KDSALTD	70.1	71.7	65.7	65.5	7.0229
CVOPRL	252.9	258.5	242.5	237.8	6.3499

Top 10 losers (Based on YCP & Close price)					
Instr Code	Close	High	Low	YCP	%CHG
POPULAR1MF	6.3	6.3	6.3	7	#####
ABB1STMF	6.4	6.5	6.4	7.1	-9.86
PHPMF1	7	6.60	7	7.20	-9.72
TRUSTB1MF	6.7	6.8	6.7	7.4	-9.46
1JANATAMF	8.8	8.8	8.8	9.7	-9.28
EBL1STMF	9	9	9	9.9	-9.09
EXIM1STMF	7	7	7	7.90	-8.86
PAPERPROC	205.60	216	206	225.30	-8.74
MONOSPOOL	210	223.00	210	229.50	-8.71
IFIC1STMF	6	7	6	7.00	-8.57

Top 10 Gainers (Based on Open Price & LTD)					
Instr Code	Open	High	Low	LTP	%CHG
AAMRATECH	32.9	35.9	32.9	35.9	9.1185
RUPALIINS	44.9	49.3	44.1	48.9	8.9087
UNIQUEHRL	51	55.5	51	55	7.8431
AZIZPIPES	153.6	165.5	152.1	165.3	7.6172
DACCADYE	26	28.1	26	27.9	7.3077
BDAUTOCA	175.9	187.9	174	187.9	6.8221
KDSALTD	65.7	71.7	65.7	70.1	6.6971
LEGACYFOOT	76.4	81.2	76.3	80.8	5.7592
KARNAPHULI	45.6	47.9	45.6	47.8	4.8246
AAMRANET	54.9	58	54	57.5	4.7359

Top 10 losers (Based on Open Price & LTD)					
Instr Code	Open	High	Low	LTP	%CHG
TAMIJTEX	190.5	190.5	170.0	173.7	-8.8
MONNOFABR	30.4	30.8	27.4	27.9	-8.2
DESHBANDHU	25.1	25.1	22.7	23.1	-8.0
ILFSL	10.1	10.1	9.3	9.3	-7.9
BDWELDING	22.8	22.8	20.9	21.1	-7.5
DULAMIACOT	68.5	68.5	62.8	63.4	-7.4
BIFC	8.2	8.2	7.6	7.6	-7.3
TALLUSPIN	13.7	13.8	12.4	12.7	-7.3
AMBEEPHA	610.0	610.0	564.5	566.5	-7.1
SONALILIFE	81.9	81.9	75.6	76.4	-6.7

Block Trade					
Instr Code	Max Price	Min Price	Trades	Quantity	Value(In Mn)
ACFL	46	46	1	50000	2.3
AIL	60.9	53.1	7	153000	8.793
ALIF	17	16.6	2	108500	1.832
AMANFEED	68.9	68.9	1	17000	1.171
ANWARGALV	450	450	1	1575	0.709
BATBC	655	655	1	30000	19.65
BEACONPHAR	224	220	2	17500	3.87
BENGALWTL	28	28	3	232461	6.509
BEXIMCO	138.2	117	3	100000	12.676
BSC	53	53	1	30000	1.59
BSCCL	224	224	1	56250	12.6
CVOPRL	203	203	1	10000	2.03
DOMINAGE	44.5	40.1	3	260000	10.69
EASTLAND	46.5	46.5	1	80000	3.72
EMERALDOIL	38	38	1	43500	1.653
FORTUNE	68	68	1	70000	4.76
FUWANGFOOL	22.7	22.6	2	66500	1.507
GENEXIL	116	116	1	50000	5.8
GP	398	398	2	200000	79.6
HRTEX	84	82.9	4	111000	9.284
IBNSINA	276	276	1	7000	1.932
ICBAMCL2ND	14.2	14.2	3	211000	2.996
IDLC	74.4	74.4	1	200000	14.88
IFIC	16.2	16.2	1	50000	0.81
IPDC	45	44.8	2	74500	3.345
ISLAMICFIN	36.6	33	2	132000	4.471
KTL	30	30	5	779500	23.385

Block Trade					
Instr Code	Max Price	Min Price	Trades	Quantity	Value(In Mn)
LANKABAFIN	42	42	1	20000	0.84
LRBDL	52.6	52.6	1	30000	1.578
MEGHNALIFE	110	110	1	10000	1.1
MHSML	24.5	24.5	1	26300	0.644
NBL	9.3	9.3	2	500000	4.65
NHFIL	85	78	10	1210000	95.317
NRBCBANK	30.9	30.9	1	27000	0.834
PHARMAID	630	630	1	4500	2.835
PROGRESLIF	130	122.1	2	9790	1.233
PTL	69	63.7	3	196500	13.06
RAHIMAFOOD	377.5	377.5	1	4000	1.51
RAKCERAMIC	50	50	1	10000	0.5
RUPALILIFE	85.9	85.9	1	10000	0.859
SAFKOSPINN	27.8	27.8	1	19700	0.548
SAIFPOWER	34.4	34.3	2	65500	2.248
SALAMCRST	39.5	39.5	1	14000	0.553
SALVOCHEM	52.8	52.8	1	90000	4.752
SAMORITA	94.8	94.8	1	5500	0.521
SQURPHARMA	245	245	2	60000	14.7
SSSTEEL	23.8	23.8	1	440000	10.472
STANDARINS	94	94	1	15000	1.41
WALTONHIL	1266.1	1266.1	1	3000	3.798
				-----	-----
				91	5912076
					406.526

Price Matrix (19.09.2021)

#	TRADING CODE	LTP*	HIGH	LOW	CLOSEP*	YCP*	CHANGE	TRADE	VALUE (mn)	VOLUME
1	1JANATAMF	8.8	8.8	8.8	8.8	9.7	-0.9	89	1.68	191,124
2	1STPRIMFMF	20.0	20.6	20.0	20.1	20.2	-0.2	135	2.95	146,548
3	AAMRANET	57.5	58.0	54.0	57.5	53.7	3.8	1,264	100.19	1,771,380
4	AAMRATECH	35.9	35.9	32.9	35.9	32.7	3.2	1,511	215.48	6,046,220
5	ABB1STMF	6.4	6.5	6.4	6.4	7.1	-0.7	368	17.02	2,658,672
6	ABBANK	15.5	15.8	15.4	15.5	15.6	-0.1	743	28.65	1,846,658
7	ACFL	40.9	42.6	40.6	40.9	42.5	-1.6	540	17.37	419,350
8	ACI	304.4	310.0	303.0	304.4	307.0	-2.6	581	71.11	233,514
9	ACIFORMULA	172.6	183.0	171.5	172.6	178.9	-6.3	529	20.35	116,229
10	ACMELAB	93.0	94.9	92.7	93.0	94.4	-1.4	794	35.251	378,148
11	ACTIVEFINE	24.9	26.3	23.9	24.9	25.1	-0.2	3,164	282.69	11,052,786
12	ADNTEL	74.6	77.4	74.0	74.6	76.3	-1.7	875	63.87	845,179
13	ADVENT	24.5	25.7	24.4	24.5	25.5	-1.0	658	24.34	979,658
14	AFCAGRO	34.0	34.9	32.9	34.0	32.9	1.1	936	38.584	1,125,608
15	AFTABAUTO	35.0	35.9	34.3	34.6	36.1	-1.1	474	10.379	296,664
16	AGNISYSL	23.8	24.8	23.5	23.8	23.4	0.4	881	55.696	2,299,831
17	AGRANINS	59.3	61.0	58.6	59.3	59.6	-0.3	312	11.387	190,809
18	AIBL1STIMF	8.9	9.0	8.9	8.9	9.0	-0.1	69	1.773	197,892
19	AIL	64.4	66.2	63.0	64.4	62.3	2.1	2,381	127.00	1,959,854
20	AL-HAJTEX	64.5	67.2	64.3	64.5	66.0	-1.5	689	42.612	651,792
21	ALARABANK	26.0	26.3	26.0	26.2	26.1	-0.1	270	15.62	598,257
22	ALIF	19.1	19.7	18.2	19.1	18.0	1.1	4,532	461.782	24,395,582
23	ALLTEX	18.9	20.0	18.5	18.9	20.0	-1.1	264	5.46	282,601
24	AMANFEED	66.1	68.5	65.5	66.1	66.8	-0.7	1,063	72.21	1,076,915
25	AMBEEPFA	566.5	610.0	564.5	566.5	610.2	-43.7	545	17.43	29,597
26	AMCL(PRAN)	307.7	322.0	295.0	307.7	320.9	-13.2	1,005	37.16	118,666
27	ANLIMAYARN	42.3	44.1	42.1	42.3	44.0	-1.7	540	17.12	401,228
28	ANWARGALV	447.2	460.0	445.6	447.2	452.2	-5.0	1,072	117.288	260,645
29	AOL	57.6	60.3	57.1	57.6	59.2	-1.6	501	27.808	473,878
30	APEXFOODS	174.0	184.0	172.0	174.0	178.5	-4.5	411	12.88	73,443
31	APEXFOOT	291.2	299.7	289.1	291.2	296.6	-5.4	272	9.855	33,726
32	APEXSPINN	146.0	149.9	144.0	146.0	146.7	-0.7	356	9.056	61,801
33	APEXTANRY	129.3	131.4	122.0	129.3	131.7	-2.4	101	1.85	14,393
34	APOLOISPAT	10.9	11.6	10.9	10.9	11.5	-0.6	1,880	59.61	5,415,159
35	ARAMIT	431.5	440.0	415.0	431.8	407.3	24.2	886	42.05	97,086
36	ARAMITCEM	55.7	58.2	54.3	55.1	57.7	-2.0	185	4.06	73,348
37	ARGONDENIM	24.0	25.1	23.7	24.0	24.8	-0.8	348	11.72	486,899
38	ASIAINS	92.9	95.0	88.0	92.9	90.3	2.6	571	29.61	324,163
39	ASIAPACINS	71.1	72.0	67.5	71.1	68.3	2.8	577	50.35	714,256
40	ATCSLGF	11.1	11.3	11.1	11.1	11.2	-0.1	171	7.41	664,345
41	ATLASBANG	124.3	129.1	123.5	124.3	127.8	-3.5	150	3.39	27,055
42	AZIZPIPES	165.3	165.5	152.1	165.3	150.5	14.8	2,093	79.58	497,454
43	BANGAS	156.2	159.0	148.0	156.2	149.5	6.7	867	28.57	185,780
44	BANKASIA	20.1	20.2	20.0	20.1	20.1	0.0	107	8.01	398,815
45	BARKAPOWER	29.3	29.8	29.2	29.3	29.4	-0.1	974	41.32	1,406,277
46	BATASHOE	926.4	960.0	920.0	926.4	929.7	-3.3	499	13.67	14,470
47	BATBC	648.8	659.8	647.5	648.8	656.2	-7.4	5,227	269.954	414,407
48	BAYLEASING	34.0	35.1	33.6	34.0	34.2	-0.2	766	56.24	1,639,898
49	BBS	20.0	20.5	19.7	20.0	20.5	-0.5	356	7.69	383,719
50	BBSCABLES	68.7	70.2	68.5	68.7	70.1	-1.4	1,053	77.33	1,115,791

Price Matrix (19.09.2021)

#	TRADING CODE	LTP*	HIGH	LOW	CLOSEP*	YCP*	CHANGE	TRADE	VALUE (mn)	VOLUME
51	BDAUTOCA	187.9	187.9	174.0	187.9	170.9	17.0	1,149	55.95	309,399
52	BDCOM	27.0	27.9	26.3	27.0	26.5	0.5	681	34.83	1,268,837
53	BDFINANCE	66.3	68.0	66.3	66.3	67.0	-0.7	739	127.43	1,912,145
54	BDLAMPS	268.1	274.7	253.0	268.1	255.3	12.8	1,739	70.035	269,192
55	BDSERVICE	0.0	0.0	0.0	5.2	5.2 --		0	0	0
56	BDTHAI	27.0	28.0	26.9	27.0	27.8	-0.8	1,126	52.324	1,910,033
57	BDWELDING	21.1	22.8	20.9	21.1	22.8	-1.7	268	7.33	336,903
58	BEACHHATCH	24.3	24.9	23.5	24.3	24.9	-0.6	409	10.379	427,992
59	BEACONPHAR	212.1	219.1	211.2	212.1	217.3	-5.2	600	24.48	115,226
60	BENGALWTL	26.9	27.2	26.5	26.9	26.6	0.3	221	7.73	287,642
61	BERGERPBL	1,862.4	1,869.9	1,811.2	1,862.4	1,841.1	21.3	457	30.927	16,743
62	BEXIMCO	134.4	136.9	131.6	134.4	135.2	-0.8	6,596	1,327.50	9,876,798
63	BGIC	58.5	59.7	57.6	58.5	57.1	1.4	224	9.531	163,815
64	BIFC	7.6	8.2	7.6	7.6	8.2	-0.6	74	0.95	123,515
65	BNICL	130.8	134.7	126.1	130.8	130.4	0.4	109	4.678	35,752
66	BPML	52.2	53.4	51.8	52.2	52.9	-0.7	332	10.151	193,587
67	BPPL	46.2	47.6	46.1	46.2	47.1	-0.9	2,306	72.659	1,560,693
68	BRACBANK	48.3	48.7	48.1	48.3	48.3	0.0	402	22.883	473,045
69	BSC	49.3	50.4	49.0	49.3	50.2	-0.9	890	32.631	657,329
70	BSCCL	211.2	215.3	210.2	211.2	214.7	-3.5	1,279	90.187	423,435
71	BSRMLTD	105.0	109.4	104.6	105.0	107.2	-2.2	860	51.789	489,453
72	BSRMSTEEL	70.1	71.0	70.0	70.1	70.0	0.1	372	15.107	215,064
73	BXPHARMA	233.8	238.0	232.0	233.8	236.1	-2.3	3,289	490.164	2,082,261
74	BXSYNTH	0.0	0.0	0.0	8.4	8.4 --		0	0	0
75	CAPMBDBLMF	11.2	12.0	11.1	11.5	11.8	-0.6	151	2.982	255,420
76	CAPMIBBLMF	17.8	18.5	17.6	17.8	18.2	-0.4	197	5.93	329,477
77	CENTRALINS	57.8	58.5	57.0	57.8	58.1	-0.3	442	15.838	274,096
78	CENTRALPHL	16.5	17.6	16.3	16.5	17.6	-1.1	1,246	46.019	2,745,117
79	CITYBANK	29.6	30.0	29.4	29.6	29.6	0.0	645	56.478	1,907,084
80	CITYGENINS	48.9	49.8	48.3	48.9	48.2	0.7	1,073	59.796	1,217,959
81	CNATEX	7.8	8.0	7.7	7.8	7.8	0.0	872	40.875	5,218,322
82	CONFIDCEM	155.8	158.6	154.9	155.8	157.1	-1.3	1,163	77.634	496,005
83	CONTININS	54.6	56.0	54.2	54.6	54.1	0.5	993	57.057	1,037,350
84	COPPERTECH	41.1	42.3	41.0	41.1	41.9	-0.8	295	12.123	293,083
85	CRYSTALINS	63.4	64.0	62.4	63.4	62.2	1.2	542	36.205	571,048
86	CVOPRL	252.9	258.5	242.5	252.9	237.8	15.1	3,409	203.735	810,135
87	DACCADYE	27.9	28.1	26.0	27.9	25.7	2.2	1,404	91.438	3,303,422
88	DAFODILCOM	66.6	67.0	62.8	65.9	65.7	0.9	80	3.262	50,391
89	DBH	85.1	86.7	84.9	85.1	85.9	-0.8	1,466	81.085	948,914
90	DBH1STMF	8.2	8.3	8.2	8.2	8.2	0.0	105	3.748	456,830
91	DELTALIFE	163.7	171.5	162.6	163.7	169.8	-6.1	3,505	259.265	1,547,278
92	DELTASPINN	10.6	11.4	10.5	10.6	11.2	-0.6	894	29.97	2,776,022
93	DESCO	38.6	39.9	38.6	38.8	39.8	-1.2	98	1.694	43,405
94	DESHBANDHU	23.1	25.1	22.7	23.1	24.6	-1.5	1,093	44.284	1,848,735
95	DGIC	47.4	48.1	47.1	47.4	47.5	-0.1	229	7.948	166,440
96	DHAKABANK	14.7	14.9	14.5	14.7	14.7	0.0	191	9.334	634,806
97	DHAKAINS	80.3	82.9	79.2	80.3	81.2	-0.9	565	20.553	254,798
98	DOMINAGE	40.7	42.8	37.5	40.7	41.6	-0.9	3,011	331.236	8,366,990
99	DOREENPWR	87.3	91.3	83.0	87.3	83.1	4.2	2,445	184.246	2,102,456
100	DSHGARME	290.4	294.8	284.0	290.4	281.9	8.5	1,168	34.115	118,197

Price Matrix (19.09.2021)

#	TRADING CODE	LTP*	HIGH	LOW	CLOSEP*	YCP*	CHANGE	TRADE	VALUE (mn)	VOLUME
101	DSSL	19.8	20.5	19.7	19.8	20.0	-0.2	930	46.005	2,298,912
102	DULAMIACOT	63.4	68.5	62.8	63.4	64.0	-0.6	92	1.138	17,622
103	DUTCHBANGL	82.0	82.5	81.0	82.0	81.7	0.3	409	31.487	385,770
104	EASTERNINS	121.9	128.4	118.1	121.9	116.8	5.1	250	11.895	98,314
105	EASTLAND	43.2	44.0	42.6	43.2	42.9	0.3	832	45.159	1,045,564
106	EASTRNLAB	2,701.0	2,808.3	2,670.0	2,698.2	2,674.6	26.4	1,247	66.979	24,205
107	EBL	41.6	42.4	39.4	41.6	40.1	1.5	752	43.705	1,060,179
108	EBL1STMF	9.0	9.0	9.0	9.0	9.9	-0.9	35	0.373	41,437
109	EBLNRBMF	6.6	6.8	6.6	6.6	7.2	-0.6	150	8.387	1,256,989
110	ECABLES	154.0	158.9	153.0	154.0	156.3	-2.3	213	5.4	34,767
111	EGEN	62.4	63.7	62.1	62.4	62.8	-0.4	459	19.225	304,318
112	EHL	58.1	59.2	56.1	58.1	56.4	1.7	979	53.75	928,380
113	EIL	37.3	38.1	36.5	37.3	37.5	-0.2	523	20.333	546,882
114	EMERALDOIL	41.1	43.1	40.8	41.1	42.0	-0.9	537	22.979	554,901
115	ENVOYTEX	42.2	43.9	41.8	42.4	43.3	-1.1	109	2.166	50,495
116	EPGL	51.6	52.8	51.5	51.6	52.1	-0.5	691	19.752	379,594
117	ESQUIRENIT	37.8	38.3	37.4	37.8	37.7	0.1	416	19.762	522,303
118	ETL	11.0	11.6	10.9	11.0	11.6	-0.6	541	15.215	1,362,460
119	EXIM1STMF	7.2	7.4	7.2	7.2	7.9	-0.7	446	16.298	2,253,642
120	EXIMBANK	12.8	13.0	12.8	12.8	13.0	-0.2	344	9.125	708,475
121	FAMILYTEX	5.6	6.0	5.5	5.6	5.9	-0.3	882	17.699	3,107,594
122	FARCHEM	14.0	14.9	13.9	14.0	14.8	-0.8	1,005	31.099	2,178,356
123	FAREASTFIN	8.7	9.0	8.6	8.7	9.1	-0.4	46	0.77	88,157
124	FAREASTLIF	69.8	72.5	68.5	69.8	68.6	1.2	961	62.394	880,777
125	FASFIN	10.1	10.7	9.9	10.1	10.7	-0.6	887	38.83	3,775,966
126	FBFIF	5.8	5.9	5.7	5.8	6.2	-0.4	589	22.449	3,886,719
127	FEDERALINS	39.3	39.8	38.7	39.3	39.3	0.0	639	19.911	507,328
128	FEKDIL	16.5	17.0	16.4	16.5	16.8	-0.3	184	8.926	536,802
129	FINEFOODS	53.3	56.0	52.8	53.3	55.6	-2.3	612	15.885	293,341
130	FIRSTFIN	7.9	8.5	7.8	7.9	8.3	-0.4	156	3.026	379,045
131	FIRSTSBANK	12.6	13.1	12.4	12.6	13.0	-0.4	1,361	131.542	10,351,511
132	FORTUNE	78.3	80.5	76.4	78.3	76.3	2.0	1,992	137.801	1,752,605
133	FUWANGCER	21.3	22.8	20.7	21.3	22.4	-1.1	1,094	46.344	2,118,887
134	FUWANGFOOD	19.5	20.6	19.4	19.5	20.1	-0.6	1,199	48.35	2,412,889
135	GBBPOWER	48.0	49.0	47.2	48.0	48.8	-0.8	787	80.169	1,668,790
136	GEMINISEA	221.6	230.0	220.0	221.6	225.3	-3.7	351	8.146	36,504
137	GENEXIL	121.5	125.9	119.7	121.5	120.3	1.2	2,580	199.554	1,636,352
138	GENNEXT	6.9	7.3	6.9	6.9	7.2	-0.3	583	17.954	2,554,210
139	GHAIL	19.4	20.0	19.3	19.4	19.9	-0.5	568	16.32	837,190
140	GHCL	41.0	42.3	41.0	41.2	42.1	-1.1	154	3.98	95,161
141	GLOBALINS	57.3	58.4	56.5	57.3	57.7	-0.4	419	13.57	235,649
142	GOLDENSON	16.7	17.5	16.6	16.7	17.3	-0.6	401	17.759	1,048,135
143	GP	382.0	385.0	381.1	382.0	384.5	-2.5	586	26.32	68,810
144	GPHISPAT	54.1	54.5	52.6	54.1	53.1	1.0	1,500	126.10	2,339,467
145	GQBALLPEN	138.0	138.8	129.0	136.5	133.1	4.9	507	12.83	95,677
146	GRAMEENS2	18.0	18.3	18.0	18.0	18.3	-0.3	366	29.55	1,636,104
147	GREENELMF	8.1	8.3	8.0	8.1	8.1	0.0	140	7.17	880,930
148	GREENDELT	113.2	114.4	111.8	113.2	111.8	1.4	376	15.312	135,423
149	GSPFINANCE	25.7	26.5	25.6	25.7	25.9	-0.2	1,382	101.168	3,897,806
150	HAKKANIPUL	87.2	87.7	83.3	87.2	83.4	3.8	870	20.98	244,741

Price Matrix (19.09.2021)

#	TRADING CODE	LTP*	HIGH	LOW	CLOSEP*	YCP*	CHANGE	TRADE	VALUE (mn)	VOLUME
151	HEIDELBCEM	360.0	367.9	350.1	360.1	360.4	-0.4	149	23.56	64,919
152	HFL	19.6	20.3	19.5	19.6	20.2	-0.6	156	3.813	193,357
153	HRTEX	78.7	82.5	77.3	78.7	82.5	-3.8	249	12.241	154,459
154	HWAWELLTEX	45.9	46.5	45.5	46.0	46.0	-0.1	52	2.179	47,311
155	IBNSINA	299.4	306.9	295.5	299.4	295.1	4.3	1,911	169.56	563,294
156	IBP	20.1	20.8	20.0	20.1	20.6	-0.5	544	13.56	667,036
157	ICB	131.1	133.9	129.7	131.1	131.5	-0.4	606	21.934	166,671
158	ICB3RDNRB	7.0	7.1	6.9	7.0	6.9	0.1	36	0.654	94,144
159	ICBAGRANI1	9.0	9.4	9.0	9.1	9.4	-0.4	45	1.105	121,577
160	ICBAMCL2ND	15.0	15.3	14.6	15.0	15.1	-0.1	269	12.837	855,556
161	ICBEMF1S1	7.9	7.9	7.7	7.8	7.9	0.0	15	0.501	64,013
162	ICBIBANK	6.7	6.9	6.5	6.7	6.6	0.1	232	11.247	1,672,983
163	ICBSONALI1	8.4	8.6	8.4	8.4	8.4	0.0	23	0.256	30,367
164	IDLC	74.1	75.4	72.4	74.1	72.9	1.2	2,441	243.311	3,279,787
165	IFADAUTOS	55.2	56.7	55.1	55.2	56.1	-0.9	754	33.317	600,315
166	IFIC	15.9	16.3	15.8	15.9	16.2	-0.3	1,937	199.164	12,424,328
167	IFIC1STMF	6.4	6.6	6.3	6.4	7.0	-0.6	172	7.762	1,210,161
168	IFILISLMF1	6.7	6.8	6.6	6.7	6.7	0.0	45	0.793	118,674
169	ILFSL	9.3	10.1	9.3	9.3	10.0	-0.7	717	24.016	2,477,653
170	IMAMBUTTON	35.3	37.1	35.1	35.8	36.0	-0.7	64	0.68	18,889
171	INDEXAGRO	125.9	132.4	125.2	125.9	130.3	-4.4	497	18.948	149,421
172	INTECH	41.1	42.3	40.5	41.1	40.8	0.3	516	19.478	468,235
173	INTRACO	23.6	24.7	23.5	23.6	24.3	-0.7	586	23.52	985,270
174	IPDC	46.5	48.9	45.5	46.5	46.0	0.5	3,639	458.98	9,777,233
175	ISLAMIBANK	30.0	30.1	29.9	30.0	30.0	0.0	318	10.268	342,231
176	ISLAMICFIN	33.8	35.2	33.6	33.8	34.3	-0.5	2,758	313.181	9,106,710
177	ISLAMIINS	73.9	75.4	71.1	73.9	71.0	2.9	991	66.756	912,769
178	ISNLTD	46.7	48.5	46.0	46.7	46.8	-0.1	383	11.981	253,611
179	ITC	43.0	43.9	42.0	43.0	42.5	0.5	677	31.917	740,603
180	JAMUNABANK	23.8	24.0	23.2	23.8	23.2	0.6	900	104.138	4,381,672
181	JAMUNAOIL	185.8	187.0	185.0	185.8	186.4	-0.6	125	5.56	29,936
182	JANATAINS	54.7	56.0	53.8	54.7	54.5	0.2	605	29.435	537,600
183	JMISMDL	401.2	411.9	400.1	401.2	406.7	-5.5	827	37.308	92,192
184	JUTESPINN	182.0	190.2	179.1	183.4	185.6	-3.6	113	1.82	9,793
185	KARNAPHULI	47.8	47.9	45.6	47.1	45.4	2.4	787	47.408	1,016,054
186	KAY&QUE	341.9	348.9	336.1	341.9	334.7	7.2	529	23.218	67,593
187	KBPPWBIL	13.3	13.9	13.2	13.3	13.7	-0.4	309	8.991	671,411
188	KDSALTD	70.1	71.7	65.7	70.1	65.5	4.6	2,156	192.522	2,766,703
189	KEYACOSMET	8.8	9.0	8.2	8.8	8.4	0.4	2,225	76.50	8,739,048
190	KOHINOOR	502.7	528.0	500.0	502.7	510.3	-7.6	698	22.89	44,634
191	KPCL	49.1	52.5	48.6	49.1	48.9	0.2	3,053	195.868	3,900,237
192	KPPL	14.3	15.2	14.1	14.3	15.1	-0.8	607	16.965	1,151,076
193	KTL	26.2	26.5	25.4	26.2	26.2	0.0	823	26.73	1,037,910
194	LANKABAFIN	44.1	45.1	43.3	44.1	44.0	0.1	4,726	648.394	14,689,106
195	LEGACYFOOT	80.8	81.2	76.3	80.8	76.8	4.0	975	31.45	396,368
196	LHBL	75.0	76.8	74.7	75.0	76.8	-1.8	2,070	215.888	2,873,384
197	LIBRAINFU	1,008.1	1,029.7	951.0	1,008.1	980.6	27.5	960	26.5	26,318
198	LINDEBD	1,685.1	1,730.0	1,645.0	1,685.1	1,639.0	46.1	2,275	163.064	96,259
199	LOVELLO	34.1	35.5	33.8	34.1	34.5	-0.4	677	36.017	1,042,419
200	LRBDL	48.8	50.5	48.5	48.8	50.2	-1.4	1,274	38.506	777,674

Price Matrix (19.09.2021)

#	TRADING CODE	LTP*	HIGH	LOW	CLOSEP*	YCP*	CHANGE	TRADE	VALUE (mn)	VOLUME
201	LRGLOBMF1	9.0	9.1	8.9	9.0	9.0	0.0	100	5.431	604,307
202	MAKSONSPIN	27.5	28.6	27.4	27.5	28.0	-0.5	1,588	139.317	4,986,596
203	MALEKSPIN	34.3	35.3	33.9	34.3	34.2	0.1	846	56.285	1,628,903
204	MARICO	2,370.0	2,372.0	2,341.0	2,369.1	2,371.2	-1.2	222	14.191	5,997
205	MATINSPINN	59.0	60.8	58.3	59.0	59.8	-0.8	393	18.476	311,745
206	MBL1STMF	8.2	8.4	8.2	8.2	8.3	-0.1	58	2.443	297,595
207	MEGCONMILK	22.8	23.8	22.6	22.8	23.8	-1.0	151	1.742	75,457
208	MEGHNACEM	90.6	94.7	89.9	90.6	92.5	-1.9	234	6.57	72,429
209	MEGHNALIFE	123.1	127.0	116.6	123.1	117.9	5.2	3,121	245.184	1,996,705
210	MEGHNAPET	30.9	30.9	29.7	30.7	30.7	0.2	89	1.28	42,370
211	MERCANBANK	16.1	16.2	16.0	16.1	16.0	0.1	626	35.185	2,190,475
212	MERCINS	54.0	54.6	53.6	54.0	54.0	0.0	232	12.024	222,468
213	METROSPIN	29.9	31.2	29.5	29.9	29.8	0.1	1,019	57.127	1,884,213
214	MHSML	21.9	22.2	21.4	21.9	22.0	-0.1	401	18.293	839,859
215	MICEMENT	83.1	84.9	83.1	83.8	84.0	-0.9	189	9.202	109,502
216	MIDASFIN	22.4	22.7	21.9	22.4	20.7	1.7	1,835	99.862	4,454,370
217	MIRACLEIND	40.4	41.0	38.5	40.4	38.3	2.1	1,149	33.614	849,062
218	MIRAKHTER	89.8	92.8	89.5	89.8	92.1	-2.3	985	35.921	395,995
219	MITHUNKNIT	19.5	20.8	19.3	19.5	20.3	-0.8	176	1.914	96,613
220	MJLBD	99.9	101.6	98.3	99.9	100.1	-0.2	504	29.813	300,167
221	MLDYEING	29.5	30.4	29.4	29.5	29.9	-0.4	939	32.498	1,094,546
222	MONNOAGML	829.0	847.0	823.0	829.0	822.7	6.3	1,302	43.564	52,009
223	MONNOCERA	174.0	180.9	172.8	174.0	176.8	-2.8	3,007	131.207	743,687
224	MONNOFABR	27.9	30.8	27.4	27.9	29.9	-2.0	479	11.625	403,754
225	MONOSPOOL	209.5	223.0	209.5	209.5	229.5	-20.0	157	4.387	20,802
226	MPETROLEUM	205.7	208.0	205.0	205.7	204.8	0.9	231	10.75	52,256
227	MTB	20.8	20.9	20.6	20.8	20.8	0.0	197	29.819	1,433,967
228	NAHEEACP	49.9	50.7	49.5	49.9	50.7	-0.8	345	17.105	342,639
229	NATLIFEINS	244.0	252.6	242.5	244.0	246.0	-2.0	125	3.332	13,560
230	NAVANACNG	38.1	40.0	37.6	38.1	40.1	-2.0	203	3.848	99,296
231	NBL	8.4	8.7	8.4	8.4	8.6	-0.2	1,400	120.205	14,067,840
232	NCCBANK	15.9	16.0	15.7	15.9	15.8	0.1	284	34.643	2,180,727
233	NCCBLMF1	8.7	8.8	8.7	8.7	8.8	-0.1	38	1.296	148,334
234	NEWLINE	29.5	29.7	29.0	29.5	29.1	0.4	186	8.978	306,554
235	NFML	29.8	31.0	29.3	29.8	30.8	-1.0	1,191	48.522	1,604,072
236	NHFIL	90.5	94.2	86.0	90.5	87.4	3.1	1,409	193.981	2,125,668
237	NITOLINS	67.8	69.8	66.1	67.8	65.1	2.7	2,331	164.546	2,411,641
238	NLI1STMF	14.4	14.7	14.3	14.4	14.6	-0.2	139	7.468	513,784
239	NORTHERN	369.6	392.0	367.1	369.6	385.7	-16.1	658	14.28	38,026
240	NORTHRNINS	57.9	58.9	57.0	57.9	57.5	0.4	227	9.967	172,085
241	NPOLYMAR	61.9	64.0	61.3	61.9	63.5	-1.6	1,431	61.895	988,646
242	NRBCBANK	28.2	30.1	27.2	28.2	30.0	-1.8	1,786	153.122	5,308,370
243	NTC	574.5	579.7	561.5	562.5	579.7	-5.2	150	4.471	7,817
244	NLTUBES	121.5	124.8	120.4	121.5	123.4	-1.9	1,944	84.218	690,221
245	NURANI	9.0	9.5	8.9	9.0	9.4	-0.4	548	12.915	1,424,774
246	OAL	13.4	14.2	13.2	13.4	14.1	-0.7	846	23.483	1,725,452
247	OIMEX	25.1	26.2	25.0	25.1	26.1	-1.0	535	15.869	624,285
248	OLYMPIC	195.6	204.3	187.0	195.6	203.5	-7.9	1,474	57.328	288,706
249	ONEBANKLTD	13.6	13.9	13.5	13.6	13.8	-0.2	443	23.75	1,737,106
250	ORIONINFU	82.1	86.1	80.5	82.1	85.2	-3.1	1,006	33.094	396,476

Price Matrix (19.09.2021)

#	TRADING CODE	LTP*	HIGH	LOW	CLOSEP*	YCP*	CHANGE	TRADE	VALUE (mn)	VOLUME
251	ORIONPHARM	69.0	71.4	68.3	69.0	69.8	-0.8	1,907	132.211	1,886,407
252	PADMALIFE	53.0	56.4	52.6	53.0	55.2	-2.2	1,140	49.994	924,360
253	PADMAOIL	234.8	238.4	231.5	233.5	234.6	0.2	376	13.164	56,512
254	PAPERPROC	205.6	216.0	205.6	205.6	225.3	-19.7	265	12.824	61,914
255	PARAMOUNT	85.5	86.8	85.0	85.5	85.3	0.2	436	15.754	183,909
256	PDL	14.3	14.7	14.2	14.3	14.6	-0.3	447	17.913	1,240,257
257	PENINSULA	27.9	29.3	27.7	27.9	28.9	-1.0	1,096	71.029	2,497,951
258	PEOPLESINS	53.7	53.7	51.9	52.9	52.5	1.2	764	26.002	493,154
259	PF1STMF	9.5	9.8	9.4	9.5	9.9	-0.4	120	2.592	270,407
260	PHARMAID	661.3	713.7	639.2	661.3	690.3	-29.0	2,413	100.979	147,756
261	PHENIXINS	66.4	67.5	65.4	66.4	66.4	0.0	303	18.387	276,293
262	PHOENIXFIN	32.5	32.9	32.2	32.5	32.4	0.1	472	33.988	1,043,357
263	PHPMF1	6.5	6.6	6.5	6.5	7.2	-0.7	341	9.273	1,426,006
264	PIONEERINS	127.1	132.7	125.1	127.1	131.2	-4.1	1,132	48.613	378,412
265	PLFSL	0.0	0.0	0.0	3.0	3.0	--	0	0	0
266	POPULAR1MF	6.3	6.3	6.3	6.3	7.0	-0.7	193	5.51	874,604
267	POPULARLIF	99.0	102.5	98.1	99.0	99.6	-0.6	440	18.252	181,967
268	POWERGRID	55.6	56.2	55.0	55.6	55.6	0.0	1,210	76.016	1,365,276
269	PRAGATIINS	95.0	96.5	93.0	95.0	94.0	1.0	716	44.129	464,166
270	PRAGATILIF	118.2	119.5	114.9	118.2	115.5	2.7	664	34.587	293,986
271	PREMIERBAN	14.8	15.0	14.8	14.8	14.9	-0.1	364	16.164	1,088,066
272	PREMIERCCEM	83.0	86.3	82.0	83.0	85.7	-2.7	513	31.713	376,658
273	PREMIERLEA	12.3	12.7	12.2	12.3	12.6	-0.3	514	21.223	1,713,227
274	PRIME1ICBA	7.6	7.7	7.5	7.6	7.7	-0.1	34	0.242	31,958
275	PRIMEBANK	22.7	23.3	22.6	22.7	23.0	-0.3	335	20.666	905,539
276	PRIMEFIN	16.0	16.4	15.8	16.0	16.3	-0.3	568	59.514	3,699,803
277	PRIMEINSUR	53.8	54.2	52.4	52.8	53.3	0.5	168	5.231	98,242
278	PRIMELIFE	74.4	75.9	72.4	74.4	73.8	0.6	441	29.25	394,271
279	PRIMETEX	23.6	24.3	23.5	23.7	24.6	-1.0	93	3.019	126,129
280	PROGRESLIF	118.3	123.8	116.9	118.3	119.1	-0.8	449	18.594	154,901
281	PROVATIINS	168.7	176.8	166.1	168.7	177.4	-8.7	31	0.488	2,890
282	PTL	64.7	65.0	62.7	64.7	62.5	2.2	2,395	245.454	3,846,547
283	PUBALIBANK	25.0	25.5	24.9	25.2	25.0	0.0	121	4.36	173,166
284	PURABIGEN	46.2	47.3	44.9	46.2	45.4	0.8	852	36.554	794,519
285	QUASEMIND	54.7	56.4	54.4	54.7	56.0	-1.3	382	21.441	388,532
286	QUEENSOUTH	30.5	31.4	30.3	30.5	31.2	-0.7	689	27.841	907,425
287	RAHIMAFOOD	345.4	355.0	343.0	345.4	345.0	0.4	918	47.389	135,773
288	RAHIMTEXT	323.0	341.9	322.0	325.2	334.5	-11.5	112	5.742	17,351
289	RAKCEAMIC	45.0	46.5	44.9	45.0	45.7	-0.7	421	19.64	433,587
290	RANFOUNDRY	175.9	187.8	175.0	175.9	184.6	-8.7	746	28.055	156,971
291	RDFOOD	53.1	53.4	50.3	53.1	50.1	3.0	527	40.164	768,916
292	RECKITBEN	4,717.8	4,989.8	4,703.0	4,717.8	4,902.0	-184.2	554	18.969	3,969
293	REGENTTEX	14.9	15.4	14.6	14.9	14.5	0.4	472	19.519	1,304,967
294	RELIANCE1	12.7	12.9	12.6	12.7	12.8	-0.1	131	4.578	359,236
295	RELIANCINS	98.9	102.8	97.4	98.9	99.9	-1.0	189	6.588	66,343
296	RENATA	1,447.8	1,473.8	1,442.3	1,447.8	1,445.0	2.8	377	16.718	11,523
297	RENWICKJA	1,322.2	1,322.2	1,322.0	1,322.2	1,244.5	77.7	64	2.704	2,045
298	REPUBLIC	58.1	59.5	56.7	58.1	58.0	0.1	708	26.043	448,680
299	RINGSHINE	12.5	13.0	12.4	12.5	12.8	-0.3	1,677	79.598	6,348,983
300	RNSPIN	7.0	7.5	6.9	7.0	7.4	-0.4	647	9.821	1,404,142

Price Matrix (19.09.2021)

#	TRADING CODE	LTP*	HIGH	LOW	CLOSEP*	YCP*	CHANGE	TRADE	VALUE (mn)	VOLUME
301	ROBI	42.0	42.4	41.9	42.0	41.9	0.1	2,908	99.021	2,355,381
302	RSRMSTEEL	33.1	35.1	33.0	33.1	34.7	-1.6	469	19.318	574,388
303	RUNNERAUTO	65.1	65.9	64.9	65.1	65.0	0.1	719	40.075	613,670
304	RUPALIBANK	37.5	39.4	37.3	37.5	39.4	-1.9	1,014	28.332	742,227
305	RUPALIINS	48.9	49.3	44.1	48.9	44.9	4.0	1,254	197.062	4,058,206
306	RUPALILIFE	87.8	91.0	86.4	87.8	87.2	0.6	1,543	104.164	1,176,213
307	SAFKOSPINN	25.0	26.7	24.7	25.1	26.3	-1.3	544	14.068	546,565
308	SAIFPOWER	36.9	37.2	35.0	36.9	35.5	1.4	3,241	464.854	12,920,524
309	SAIHAMCOT	18.9	19.7	18.8	18.9	19.5	-0.6	476	21.647	1,133,302
310	SAIHAMTEX	23.3	24.0	23.0	23.3	23.8	-0.5	365	22.804	971,258
311	SALAMCRST	35.1	36.8	35.0	35.1	36.2	-1.1	255	13.642	383,601
312	SALVOCHEM	54.0	55.4	52.5	54.0	52.1	1.9	1,454	84.468	1,584,730
313	SAMATALETH	100.3	106.1	99.1	100.3	105.8	-5.5	706	18.636	183,270
314	SAMORITA	101.2	107.0	99.5	101.2	103.0	-1.8	1,239	44.453	431,709
315	SANDHANINS	41.8	42.8	41.5	41.8	42.1	-0.3	1,057	61	1,448,966
316	SAPORTL	29.5	30.0	29.3	29.5	29.8	-0.3	517	17.338	584,740
317	SAVAREFR	267.9	285.0	265.0	267.9	266.9	1.0	128	2.714	10,166
318	SBACBANK	21.0	22.4	20.7	21.0	22.3	-1.3	2,704	76.795	3,589,804
319	SEAPEARL	44.3	45.4	42.3	44.3	42.8	1.5	2,008	93.422	2,130,723
320	SEBL1STMF	0.0	0.0	0.0	13.1	13.1	--	0	0	0
321	SEMLFBSLGF	10.6	10.6	10.5	10.6	10.6	0.0	116	4.358	413,919
322	SEMLIBLSF	10.5	10.9	10.5	10.5	10.7	-0.2	100	4.167	389,353
323	SEMLLECMF	10.4	10.7	10.4	10.4	10.6	-0.2	116	3.816	363,664
324	SHAHJABANK	21.6	22.0	21.5	21.6	22.0	-0.4	131	5.03	231,937
325	SHASHADNIM	30.1	31.5	29.8	30.1	31.3	-1.2	492	18.092	592,290
326	SHEPHERD	19.4	20.0	19.1	19.4	20.0	-0.6	242	13.391	677,871
327	SHURWID	22.0	23.0	21.7	22.0	22.9	-0.9	494	19.805	895,574
328	SHYAMPSUG	117.6	126.0	115.3	117.6	124.0	-6.4	231	2.787	23,108
329	SIBL	14.8	15.0	14.8	14.8	14.9	-0.1	223	8.26	556,341
330	SILCOPHL	29.9	30.8	29.1	29.9	30.4	-0.5	272	14.537	484,498
331	SILVAPHL	20.7	21.6	20.6	20.7	21.7	-1.0	456	13.412	635,442
332	SIMTEX	20.4	21.3	20.3	20.4	21.1	-0.7	360	14.246	690,606
333	SINGERBD	194.1	198.1	192.3	193.3	197.9	-3.8	660	30.539	156,456
334	SINOBANGLA	61.2	63.5	60.6	61.2	61.8	-0.6	809	29.889	480,928
335	SKTRIMS	40.6	41.5	40.3	40.6	41.2	-0.6	997	36.143	885,512
336	SONALIANS	505.1	543.7	502.0	505.1	529.7	-24.6	656	16.532	32,019
337	SONALILIFE	76.4	81.9	75.6	76.4	82.1	-5.7	3,097	134.596	1,712,297
338	SONALIPAPR	444.4	474.0	425.0	444.4	452.5	-8.1	4,823	263.194	574,729
339	SONARBAINS	82.6	84.2	81.7	82.6	82.2	0.4	585	23.526	283,882
340	SONARGAON	24.7	25.0	24.4	24.5	24.5	0.2	140	4.023	163,991
341	SOUTHEASTB	16.6	16.7	16.5	16.6	16.6	0.0	301	18.979	1,145,531
342	SPCERAMICS	35.4	37.4	35.1	35.4	36.9	-1.5	1,177	66.347	1,838,176
343	SPCL	110.9	114.0	110.6	110.9	110.9	0.0	1,789	138.093	1,231,212
344	SQUARETEXT	52.3	53.0	52.2	52.7	53.0	-0.7	103	7.107	135,114
345	SQURPHARMA	243.4	245.4	242.4	243.4	244.4	-1.0	2,886	163.934	673,656
346	SSSTEEL	25.1	25.4	24.1	25.1	24.0	1.1	2,374	180.783	7,314,343
347	STANCERAM	238.1	246.9	237.1	238.1	242.1	-4.0	493	11.338	47,399
348	STANDARINS	98.6	99.0	96.7	98.6	97.7	0.9	582	56.813	578,782
349	STANDBANKL	10.1	10.3	10.1	10.1	10.3	-0.2	558	25.487	2,505,813
350	STYLECRAFT	181.3	186.9	180.0	181.3	183.7	-2.4	932	23.912	130,489

Price Matrix (19.09.2021)										
#	TRADING CODE	LTP*	HIGH	LOW	CLOSEP*	YCP*	CHANGE	TRADE	VALUE (mn)	VOLUME
351	SUMITPOWER	47.6	48.7	47.5	47.6	47.5	0.1	1,893	117.679	2,451,270
352	SUNLIFEINS	40.0	41.0	40.0	40.0	40.2	-0.2	149	5.953	148,583
353	TAKAFULINS	59.3	60.8	58.5	59.3	59.1	0.2	165	4.771	80,231
354	TALLUSPIN	12.7	13.8	12.4	12.7	13.6	-0.9	507	9.199	707,738
355	TAMIJTEX	173.7	190.5	170.0	173.7	184.5	-10.8	161	2.01	11,493
356	TAUFIKA	0.0	0.0	0.0	0.0	34.2	--	0	0	0
357	TITASGAS	42.1	43.4	41.8	42.1	42.6	-0.5	536	23.12	544,488
358	TOSRIFA	19.7	20.0	19.6	19.7	20.0	-0.3	112	2.031	102,890
359	TRUSTB1MF	6.70	6.80	7	6.70	7.40	-0.7	431	19.08	2,847,738
360	TRUSTBANK	35.2	35.5	35.2	35.2	35.6	-0.4	56	1.692	47,973
361	TUNGHAI	6.6	7.0	6.5	6.5	7.0	-0.4	293	4.329	656,949
362	UCB	16.7	16.8	16.6	16.7	16.7	0.0	187	8.96	536,592
363	UNILEVERCL	2,937.4	2,956.0	2,925.0	2,937.4	2,953.9	-16.5	160	4.56	1,550
364	UNIONCAP	14.2	14.8	13.9	14.2	14.5	-0.3	789	37.655	2,614,501
365	UNIQUEHRL	55.0	55.5	51.0	55.0	50.5	4.5	1,248	129.694	2,378,848
366	UNITEDFIN	25.7	26.7	25.4	25.7	26.1	-0.4	1,157	90.036	3,444,022
367	UNITEDINS	67.4	68.5	67.1	67.4	67.0	0.4	187	6.112	90,508
368	UPGDCL	300.9	304.0	299.0	300.9	298.1	2.8	861	45.513	151,184
369	USMANIAGL	71.7	74.0	70.6	71.8	73.4	-1.7	99	1.466	20,178
370	UTTARABANK	25.8	25.8	25.7	25.8	25.8	0.0	208	14.341	556,817
371	UTTARAFIN	51.0	52.5	50.2	51.0	52.0	-1.0	616	24.844	480,118
372	VAMLBDMF1	10.4	10.5	10.2	10.3	10.4	0.0	117	2.822	272,898
373	VAMLRBBF	8.9	9.1	8.9	8.9	8.9	0.0	45	0.642	72,013
374	VFSTD	25.4	25.8	25.2	25.4	25.8	-0.4	490	18.655	730,552
375	WALTONHIL	1,224.9	1,238.4	1,205.5	1,224.9	1,206.4	18.5	2,117	83.856	68,743
376	WATACHEM	324.8	337.8	323.2	324.8	333.6	-8.8	743	26.342	80,549
377	WMSHIPYARD	14.1	15.0	13.8	14.1	14.7	-0.6	971	25.636	1,795,429
378	YPL	13.8	14.3	13.7	13.8	14.4	-0.6	333	4.641	334,681
379	ZAHEENSPIN	9.7	10.3	9.6	9.7	10.2	-0.5	308	7.136	729,277
380	ZAHINTEX	9.1	9.6	9.0	9.0	9.4	-0.3	220	3.033	332,352
381	ZEALBANGLA	151.1	160.0	146.1	149.2	159.0	-7.9	199	2.433	15,964

Sources: <https://www.dsebd.org/>

UFCML Research Team

Contact:

Rishad Reza Nur

Analyst

Mob: 01715551555

Email: rishad_reza@outlook.com

UTTARA FINANCE CAPITAL MANAGEMENT LIMITED

Jibon Bima Tower (6th Floor)

10 Dilkusha C/A

Dhaka-1000, Bangladesh.