


**Market Overview:**

Indices	TV	YV	Changes	% Ch
DSE X Index	6994.1548	6932.6117	61.54307	0.8877%
DSE S Index	1480.6854	1468.1372	12.54821	0.8547%
DS30 Index	2606.5454	2579.1232	27.42226	1.0632%

The DSEX closed at 6994.15 points surged by 61.54 points. The DSES closed at 1480.68 surged by 12.54 points. The DS30 closed at 2606.54 surged by 27.42 points.

**Trade Overview:**

Total Trade	Total Volume	Total Value In core	Total Market Cap In core	Turnover Velocity percentage
237,951	308,519,424	1,487.4544	558,754.3132	61.76%

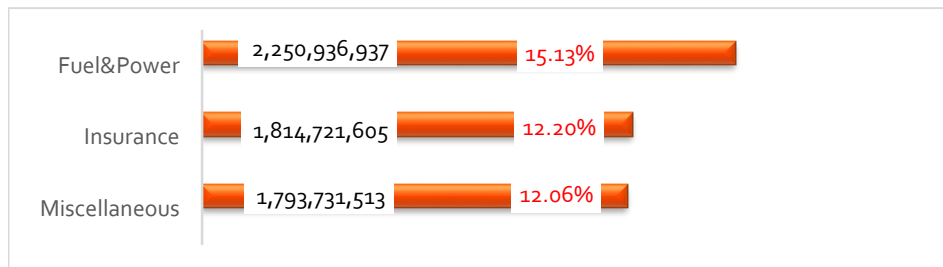
Total turnover was worth BDT 1487.45 crores. Prices of only 178 issues were increased whereas that of 158 issues were declined and the price of the rests were remained unchanged. The turnover velocity remained to 61.76%.

# Daily Market Update

## January 10, 2021

**DAILY MARKET ANALYSIS**
**GRAPHS OF MAJOR INDICES**
**Analysis of Market Index (DSEX):**

The DSE get back to bullish run after one-day break. The bourse finally ended up with a winning streak with 61.54 points higher than the previous day with a low trade volume & turnover.

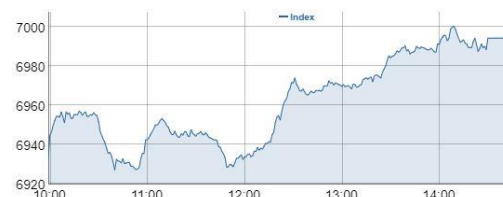
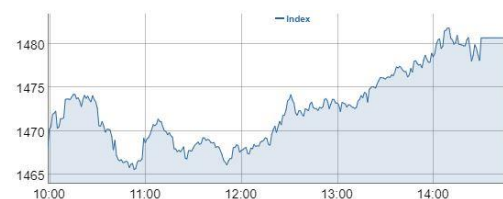
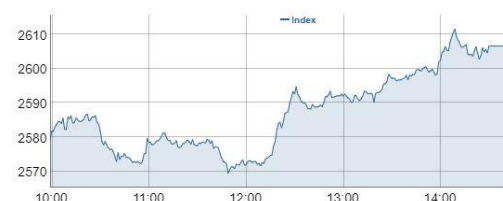
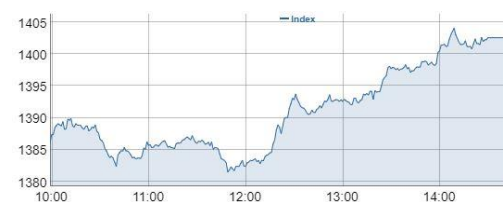
**Sector Analysis:**


**Power & Fuel** sector topped the chart with a total trade value of Tk. 225.09 crores which was 15.13% of the total value. **Insurance** ranked second and **Miscellaneous** ranked third with total trade value of Tk. 181.47 crores (12.20%) and Tk. 179.37 crores (12.06%) respectively.

**Company Analysis:**

Top Three Stocks (by Value)						
Trading Codes	YCP	CloseP	Changes	Trade	Value (mn)	Volume
POWERGRID	67.8	74.4	6.6	6,031	1,010.204	14,080,894
BEXIMCO	147.1	151.4	4.3	8,193	942.955	6,356,277
BSC	105.2	115.7	10.5	5,544	655.821	5,859,634

**BEXIMCO** topped the total value chart with a close price of Tk. 74.4, price change of Tk. (6.6) with a trade value of 101.02 crores followed by **BEXIMCO** Tk. 151.4 Tk. (4.3), (94.29 crores) and **BSE** Tk. 115.7, (10.5), (65.58 crores).

**DSEX**

**DSES**

**DS30**

**CDSET**


## Top Twenty Shares by Value

TRADING CODE	LTP*	HIGH	LOW	YCP*	CLOSEP*	TRADE VALUE (mn)	VOLUME
POWERGRID	74.4	74.5	66.9	67.8	74.4	6,031 1,010.20	14,080,894
BEXIMCO	151.4	152.8	144.8	147.1	151.4	8,193 942.96	6,356,277
BSC	115.7	115.7	105.5	105.2	115.7	5,544 655.82	5,859,634
BSCCL	243.9	245.5	224.5	225.8	243.9	4,358 562.295	2,371,926
FORTUNE	119	121.9	117	116.2	119	5,361 510.002	4,263,849
LHBL	83.2	83.7	80	81.5	83.2	4,187 507.721	6,206,789
DELTA LIFE	196.3	206	193.1	201	196.3	5,551 461.003	2,299,361
TITASGAS	45.1	45.2	39.8	41.1	45.1	4,016 403.438	9,299,512
GPHISPAT	59.7	60.7	56	56.4	59.7	3,548 314.016	5,349,457
SAIFPOWER	42.3	43.4	40.8	41.3	42.3	2,497 253.971	6,047,251
COPPERTECH	43.3	43.3	39.6	39.4	43.3	1,640 216.906	5,064,954
LOVELLO	43.9	47.5	43.1	46.2	43.9	4,147 207.785	4,569,328
NHFIL	59.9	63	58	58.3	59.9	3,061 194.372	3,199,144
ORIONPHARM	97.4	98.6	96	97.5	97.4	2,048 189.678	1,953,473
BPML	61.9	61.9	57.6	56.3	61.9	2,210 183.387	3,029,726
GSPFINANCE	28	28.3	27.7	27.8	28	1,884 179.896	6,424,012
ACTIVEFINE	29.5	29.9	28.8	29.3	29.5	2,490 178.769	6,101,018
ONEBANKLTD	13.9	14.1	13.8	14	13.9	2,024 158.449	11,342,994
ANWARGALV	410.6	415	389.2	388.1	410.6	1,620 151.104	380,106
NRBCBANK	28.7	29.3	27.6	28	28.7	1,785 138.57	4,864,387

## Top Twenty Shares by Volume

TRADING CODE	LTP*	HIGH	LOW	YCP*	CLOSEP*	TRADE VALUE (mn)	VOLUME
POWERGRID	74.4	74.5	66.9	67.8	74.4	6,031 1010.204	14,080,894
ONEBANKLTD	13.9	14.1	13.8	14	13.9	2,024 158.449	11,342,994
TITASGAS	45.1	45.2	39.8	41.1	45.1	4,016 403.438	9,299,512
WMSHIPYARD	14.6	15.4	13.6	14.2	14.6	3,193 119.65	8,221,526
IFIC	17.8	18.1	17.7	18	17.8	1,570 127.282	7,122,778
FIRSTSBANK	13	13.1	12.8	13.1	13	1,009 86.433	6,662,167
GSPFINANCE	28	28.3	27.7	27.8	28	1,884 179.896	6,424,012
BEXIMCO	151.4	152.8	144.8	147.1	151.4	8,193 942.955	6,356,277
LHBL	83.2	83.7	80	81.5	83.2	4,187 507.721	6,206,789
ACTIVEFINE	29.5	29.9	28.8	29.3	29.5	2,490 178.769	6,101,018
SAIFPOWER	42.3	43.4	40.8	41.3	42.3	2,497 253.971	6,047,251
BSC	115.7	115.7	105.5	105.2	115.7	5,544 655.821	5,859,634
GPHISPAT	59.7	60.7	56	56.4	59.7	3,548 314.02	5,349,457
COPPERTECH	43.3	43.3	39.6	39.4	43.3	1,640 216.906	5,064,954
NRBCBANK	28.7	29.3	27.6	28	28.7	1,785 138.57	4,864,387
LOVELLO	43.9	47.5	43.1	46.2	43.9	4,147 207.785	4,569,328
FORTUNE	119	121.9	117	116.2	119	5,361 510.002	4,263,849
KEYACOSMET	7.1	7.2	7	7.1	7.1	501 23.649	3,337,111
PENINSULA	40.6	41.5	39.9	40.5	40.6	1,736 133.601	3,274,888
ACMEPL	33.5	33.5	30.1	30.5	33.5	3,316 104.072	3,230,895

Top Twenty Shares by Trade								
TRADING CODE	LTP*	HIGH	LOW	YCP*	CLOSEP*	TRADE ALUE(mn)		VOLUME
BEXIMCO	151.4	152.8	144.8	147.1	151.4	8,193	942.96	6,356,277
POWERGRID	74.4	74.5	66.9	67.8	74.4	6,031	1010.204	14,080,894
DELTA LIFE	196.3	206	193.1	201	196.3	5,551	461.00	2,299,361
BSC	115.7	115.7	105.5	105.2	115.7	5,544	655.821	5,859,634
FORTUNE	119	121.9	117	116.2	119	5,361	510.002	4,263,849
BSCCL	243.9	245.5	224.5	225.8	243.9	4,358	562.295	2,371,926
LHBL	83.2	83.7	80	81.5	83.2	4,187	507.721	6,206,789
LOVELLO	43.9	47.5	43.1	46.2	43.9	4,147	207.785	4,569,328
TITASGAS	45.1	45.2	39.8	41.1	45.1	4,016	403.438	9,299,512
GPHISPAT	59.7	60.7	56	56.4	59.7	3,548	314.016	5,349,457
ACMEPL	33.5	33.5	30.1	30.5	33.5	3,316	104.072	3,230,895
WM SHIPYARD	14.6	15.4	13.6	14.2	14.6	3,193	119.646	8,221,526
NHFIL	59.9	63	58	58.3	59.9	3,061	194.372	3,199,144
PADMALIFE	52.7	54.5	50.9	50.3	52.7	2,983	135.828	2,557,403
SONALILIFE	74.2	77.9	73.4	74.4	74.2	2,711	133.822	1,766,953
SKICL	75.9	78.5	75.3	77.2	75.9	2,646	63.595	829,485
SAIFPOWER	42.3	43.4	40.8	41.3	42.3	2,497	253.971	6,047,251
ACTIVEFINE	29.5	29.9	28.8	29.3	29.5	2,490	178.769	6,101,018
BPML	61.9	61.9	57.6	56.3	61.9	2,210	183.387	3,029,726
ORIONPHARM	97.4	98.6	96	97.5	97.4	2,048	189.678	1,953,473

Sector Analysis						
Short Name	Up	Down	Unchanged	Trade Volume	Trade Value	(%)
Fuel&Power	22	5	0	36,137,530	2,250,936,937	15.13%
Insurance	25	33	0	23,260,704	1,814,721,605	12.20%
Miscellaneous	12	6	1	17,288,470	1,793,731,513	12.06%
Engineering	35	8	3	43,736,162	1,738,315,982	11.69%
Pharmaceutical	16	13	4	22,303,603	1,111,058,043	7.47%
Bank	14	16	6	53,418,913	945,680,034	6.36%
Textile	24	29	8	34,860,180	876,065,906	5.89%
Financial	9	12	3	19,830,602	681,297,610	4.58%
Food&Allied	11	12	1	9,454,193	671,709,626	4.52%
Telecom	2	2	0	3,626,889	652,681,622	4.39%
Cement	5	3	0	6,834,590	559,343,261	3.76%
Tannery	2	6	0	4,465,213	538,643,447	3.62%
Real Estate	5	1	1	8,285,366	369,607,151	2.48%
Printing	3	4	0	5,559,810	340,967,299	2.29%
IT Sector	6	5	2	4,181,247	226,096,503	1.52%
Travel&Leis.	3	0	1	3,664,331	151,101,928	1.02%
Mutual Funds	6	20	10	9,645,225	77,927,702	0.52%
Ceramics	3	1	1	2,028,233	67,001,678	0.45%
Jute	0	2	0	21,435	8,281,918	0.06%
Corpo.Bond	1	1	1	13	44,713	0.00%
Debenture	0	0	0	-	-	0.00%
<b>Total</b>					<b>14,875,214,477</b>	<b>100.00%</b>

Top 10 Gainers (Based on YCP & Close price)					
Instr Code	Close	High	Low	YCP	%CHG
POPULARLIF	90.2	90.2	82.9	82	10
FAREASTLIF	82.6	82.6	82.6	75.1	9.9867
RANFOUNDRY	176.3	176.3	164	160.3	9.9813
BSC	115.7	115.7	105.5	105.2	9.981
ISNLTD	45.3	45.3	41.7	41.2	9.9515
BPML	61.9	61.9	57.6	56.3	9.9467
COPPERTECH	43.3	43.3	39.6	39.4	9.8985
EHL	55.7	55.7	50.6	50.7	9.8619
ACMEPL	33.5	33.5	30.1	30.5	9.8361
POWERGRID	74.4	74.5	66.9	67.8	9.7345

Top 10 losers (Based on YCP & Close price)					
Instr Code	Close	High	Low	YCP	%CHG
DACCADYE	23	24.8	22.8	24.5	-6.12
LOVELLO	43.9	47.5	43.1	46.2	-4.98
KDSALTD	66	69.40	65	69.10	-4.92
SONALIPAPR	738.7	777	735.9	765.5	-3.50
ICBAMCL2ND	9.1	9.5	9	9.4	-3.19
SEMLIBLSF	9.2	9.5	9.1	9.5	-3.16
SIBL	15	16	15	15.90	-3.14
MTB	19.10	20	19	19.70	-3.05
RNSPIN	7	6.80	7	6.80	-2.94
MIRAKHTER	66	69	66	68.10	-2.94

Top 10 Gainers (Based on Open Price & LTD)					
Instr Code	Open	High	Low	LTP	%CHG
TITASGAS	40.9	45.2	39.8	45.1	10.2689
ACMEPL	30.5	33.5	30.1	33.5	9.8361
POWERGRID	68.2	74.5	66.9	74.4	9.0909
BSC	106.2	115.7	105.5	115.7	8.9454
POPULARLIF	82.9	90.2	82.9	90.2	8.8058
COPPERTECH	40	43.3	39.6	43.3	8.25
DESCO	39.6	43.4	38	42.8	8.0808
EHL	51.6	55.7	50.6	55.7	7.9457
NAHEEACP	43.8	47.2	43	47	7.3059
BSCCL	227.4	245.5	224.5	243.9	7.2559

Top 10 losers (Based on Open Price & LTD)					
Instr Code	Open	High	Low	LTP	%CHG
TUNGHAI	6.9	6.9	6.4	6.4	-7.25
DACCADYE	24.6	24.8	22.8	23	-6.5
TALLUSPIN	10.8	10.8	10	10.2	-5.56
KDSALTD	69.1	69.4	64.7	65.7	-4.92
AFTABAUTO	28.5	29.1	27	27.2	-4.56
NATLIFEINS	227.4	227.4	215.3	217.1	-4.53
PHOENIXFIN	26.5	26.5	25.2	25.3	-4.53
BDWELDING	17.8	17.8	16.9	17	-4.49
FIRSTFIN	6.8	6.8	6.4	6.5	-4.41
LOVELLO	45.7	47.5	43.1	43.9	-3.94

Block Trade					
Instr Code	Max Price	Min Price	Trades	Quantity	Value(In Mn)
AAMRANET	41	41	1	20000	0.82
ACMEPL	30.1	30.1	1	100000	3.01
AL-HAJTEX	80.2	78.5	5	170300	13.474
AMCL(PRAN)	280	280	1	3000	0.84
ANWARGALV	396	356	5	31350	11.728
APEXTANRY	130	130	1	50000	6.5
BATBC	673.5	673.5	1	2500	1.684
BAYLEASING	32.9	32.9	1	20000	0.658
BEXIMCO	159.9	145	6	60350	9.419
BPML	57.5	55.5	3	100000	5.58
BSC	98	94.7	3	22150	2.145
BSCCL	225	225	1	22000	4.95
CVOPRL	222.6	222.2	2	8246	1.834
DAFODILCOM	67.5	67.5	1	37059	2.501
DHAKABANK	14	13.5	2	185500	2.547
EHL	47	47	1	321909	15.13
FAREASTLIF	80.1	80	4	91499	7.323
FORTUNE	117	109.9	3	16800	1.882
GBBPOWER	36	35	6	1100000	38.6
LHBL	85.5	85.5	1	320000	27.36
LOVELLO	50	42	3	300000	13.604
MERCINS	51.7	51.7	1	12200	0.631
ONEBANKLTD	14.5	14.5	1	82000	1.189
PENINSULA	44.5	44.5	1	15650	0.696
PHOENIXFIN	27.5	27.5	2	210000	5.775
POPULARLIF	90.2	90.2	1	10000	0.902
POWERGRID	72.5	67	15	237100	16.868

Block Trade					
Instr Code	Max Price	Min Price	Trades	Quantity	Value(In Mn)
PRIMEBANK	22.2	22.2	1	101000	2.242
PRIMEINSUR	76.1	76.1	1	28000	2.131
PROVATIINS	121.3	121.3	1	4168	0.506
PTL	94	94	1	11340	1.066
RDFOOD	58	58	1	10000	0.58
SAIFPOWER	43	43	1	12000	0.516
SALVOCHEM	54.7	53.4	2	44250	2.401
SAMORITA	93	93	1	85000	7.905
SHAHJABANK	22.9	22.9	1	36527	0.836
SHURWID	19.5	19.5	1	150000	2.925
SONARBAINS	74.7	74.7	2	20000	1.494
SUMITPOWER	39.7	39.7	1	657607	26.107
				-----	-----
			87	4709505	246.359

## Price Matrix (10.01.2022)

#	TRADING CODE	LTP*	HIGH	LOW	CLOSEP*	YCP*	CHANGE	TRADE	VALUE (mn)	VOLUME
1	1JANATAMF	6.5	6.5	6.4	6.4	6.5	0.0	207	4.06	632,238
2	1STPRIMFMF	20.2	20.5	20.1	20.2	20.4	-0.2	269	5.835	288,390
3	AAMRANET	44.8	46.4	44.5	44.8	45.4	-0.6	655	27.85	617,291
4	AAMRATECH	29.9	30.4	29.7	29.9	29.9	0.0	263	12.35	411,622
5	ABB1STMF	5.7	5.8	5.7	5.7	5.8	-0.1	38	2.713	474,960
6	ABBANK	13.8	13.9	13.8	13.8	13.9	-0.1	339	17.37	1,257,493
7	ACFL	31.0	31.9	30.6	31.0	31.6	-0.6	208	4.386	140,520
8	ACI	289.4	292.0	286.7	289.4	288.5	0.9	840	41.88	144,746
9	ACIFORMULA	154.9	156.0	150.5	154.9	151.8	3.1	199	4.163	27,172
10	ACMELAB	87.7	88.4	86.0	87.3	86.5	1.2	443	17.514	201,514
11	ACMEPL	33.5	33.5	30.1	33.5	30.5	3.0	3,316	104.072	3,230,895
12	ACTIVEFINE	29.5	29.9	28.8	29.5	29.3	0.2	2,490	178.769	6,101,018
13	ADNTEL	55.2	56.0	54.2	55.2	54.9	0.3	241	8.94	162,073
14	ADVENT	26.6	27.2	26.4	26.6	27.0	-0.4	891	24.93	933,381
15	AFCAGRO	30.7	31.7	30.2	30.7	30.7	0.0	844	37.776	1,224,282
16	AFTABAUTO	27.2	29.1	27.0	28.1	28.8	-1.6	138	1.83	64,409
17	AGNISYSL	22.6	23.0	21.9	22.6	22.4	0.2	505	21.60	959,247
18	AGRANINS	56.4	57.2	56.0	56.4	55.9	0.5	427	16.75	296,550
19	AIBL1STIMF	8.8	8.8	8.7	8.7	8.8	0.0	13	0.18	20,570
20	AIL	45.9	46.6	45.0	45.9	44.9	1.0	238	7.37	161,565
21	AL-HAJTEX	80.6	83.0	79.1	80.6	81.8	-1.2	516	39.31	484,644
22	ALARABANK	26.7	27.1	26.6	26.7	26.6	0.1	63	1.894	70,742
23	ALIF	14.6	14.8	14.4	14.6	14.5	0.1	1,086	42.16	2,891,237
24	ALLTEX	18.0	18.7	17.9	18.0	18.3	-0.3	66	1.057	58,017
25	AMANFEED	61.0	62.5	60.8	61.0	61.6	-0.6	1,500	93.91	1,527,269
26	AMBEEPFA	445.7	448.0	420.0	445.7	441.4	4.3	109	2.094	4,764
27	AMCL(PRAN)	314.0	314.0	303.0	314.0	288.8	25.2	944	82.61	263,998
28	ANLIMAYARN	37.8	38.2	37.0	37.8	37.3	0.5	154	2.83	75,189
29	ANWARGALV	410.6	415.0	389.2	410.6	388.1	22.5	1,620	151.10	380,106
30	AOL	46.6	47.1	43.1	46.6	44.4	2.2	461	12.02	268,424
31	APEXFOODS	152.6	160.0	151.3	152.6	154.3	-1.7	268	5.888	38,025
32	APEXFOOT	275.0	278.0	269.1	274.2	276.1	-1.1	347	11.44	41,637
33	APEXSPINN	122.2	125.0	121.4	122.2	121.9	0.3	165	3.43	27,901
34	APEXTANRY	130.5	131.5	130.0	130.5	130.6	-0.1	90	2.296	17,580
35	APOLOISPAT	9.2	9.3	9.0	9.2	9.2	0.0	516	10.479	1,143,845
36	ARAMIT	322.4	325.0	320.0	322.4	319.2	3.2	102	2.763	8,575
37	ARAMITCEM	35.9	36.7	35.4	35.7	36.1	-0.2	258	3.18	88,851
38	ARGONDENIM	18.6	18.8	18.2	18.6	18.5	0.1	236	4.91	264,302
39	ASIAINS	102.7	106.8	102.0	102.7	104.0	-1.3	1,701	67.58	651,449
40	ASIAPACINS	65.0	66.5	64.7	65.0	66.0	-1.0	469	14.23	217,869
41	ATCSLGF	9.6	9.8	9.6	9.6	9.7	-0.1	80	1.11	114,567
42	ATLASBANG	112.2	113.8	107.3	112.5	108.8	3.4	66	0.744	6,682
43	AZIZPIPES	102.2	103.6	101.6	101.9	101.7	0.5	283	4.52	44,122
44	BANGAS	120.5	123.4	120.0	120.5	121.6	-1.1	128	1.957	16,228
45	BANKASIA	20.9	21.0	20.7	20.9	20.8	0.1	52	2.568	122,973
46	BARKAPOWER	24.6	24.9	24.3	24.6	24.5	0.1	420	12.6	512,868
47	BATASHOE	904.0	904.1	900.0	901.1	904.1	-0.1	47	1.382	1,533
48	BATBC	649.9	655.2	648.8	649.9	648.8	1.1	1,959	120.73	185,612
49	BAYLEASING	31.6	32.4	31.5	31.6	31.8	-0.2	646	31.722	998,162
50	BBS	18.5	18.7	18.1	18.5	18.2	0.3	292	8.83	478,945

## Price Matrix (10.01.2022)

#	TRADING CODE	LTP*	HIGH	LOW	CLOSEP*	YCP*	CHANGE	TRADE	VALUE (mn)	VOLUME
51	BBSCABLES	58.4	59.2	57.0	58.4	57.5	0.9	1,025	61.29	1,050,674
52	BDAUTOCA	134.6	136.0	134.1	134.6	134.4	0.2	131	1.559	11,555
53	BDCOM	24.0	24.2	23.6	24.0	24.0	0.0	217	9.904	412,988
54	BDFINANCE	57.3	58.0	57.0	57.3	57.8	-0.5	223	11.804	204,958
55	BDLAMPS	202.2	204.8	196.2	202.2	195.4	6.8	554	11.143	55,554
56	BDSERVICE	0.0	0.0	0.0	5.2	5.2	--	0	0	0
57	BDTHAI	21.6	21.9	21.0	21.6	21.2	0.4	620	17.964	833,796
58	BDWELDING	17.0	17.8	16.9	17.0	17.3	-0.3	137	1.862	109,168
59	BEACHHATCH	31.1	31.5	30.2	31.1	29.7	1.4	468	10.918	353,382
60	BEACONPHAR	240.9	242.0	237.5	240.6	242.5	-1.6	203	22.56	93,598
61	BENGALWTL	23.5	23.7	22.9	23.5	22.9	0.6	110	3.09	132,589
62	BERGERPBL	1,763.3	1,785.0	1,758.5	1,763.3	1,777.5	-14.2	120	4.18	2,370
63	BEXIMCO	151.4	152.8	144.8	151.4	147.1	4.3	8,193	942.955	6,356,277
64	BGIC	52.9	53.2	52.1	52.9	52.5	0.4	121	5.975	113,108
65	BIFC	6.5	6.7	6.5	6.6	6.5	0.0	7	0.04	6,332
66	BNICL	129.8	132.3	124.0	126.8	129.8	0.0	446	10.753	83,900
67	BPML	61.9	61.9	57.6	61.9	56.3	5.6	2,210	183.387	3,029,726
68	BPPL	38.0	38.3	36.6	38.0	37.2	0.8	1,172	36.993	987,940
69	BRACBANK	56.0	56.8	55.8	56.0	56.2	-0.2	393	39.615	705,911
70	BSC	115.7	115.7	105.5	115.7	105.2	10.5	5,544	655.82	5,859,634
71	BSCCL	243.9	245.5	224.5	243.9	225.8	18.1	4,358	562.30	2,371,926
72	BSRMLTD	106.8	107.6	101.5	106.8	102.0	4.8	1,494	81.48	769,664
73	BSRMSTEEL	75.8	77.1	72.7	75.8	73.0	2.8	764	43.235	575,542
74	BXPHARMA	197.9	199.0	192.0	197.9	193.4	4.5	1,304	109.29	556,270
75	BXSYNTH	0.0	0.0	0.0	8.4	8.4	--	0	0.00	0
76	CAPMBDBLMF	10.1	10.2	9.9	10.0	10.1	0.0	77	2.58	258,865
77	CAPMIBBLMF	16.3	16.6	16.2	16.3	16.6	-0.3	285	7.38	450,803
78	CENTRALINS	54.9	56.9	54.0	54.9	55.5	-0.6	395	25.73	460,356
79	CENTRALPHL	13.6	13.8	13.5	13.6	13.8	-0.2	277	4.137	303,816
80	CITYBANK	27.4	27.9	27.2	27.4	28.0	-0.6	425	26.80	974,742
81	CITYGENIINS	41.3	42.3	40.9	41.3	41.9	-0.6	587	21.867	528,951
82	CNATEX	8.5	8.7	8.4	8.5	8.4	0.1	416	20.26	2,376,147
83	CONFIDCEM	124.3	125.0	122.8	124.3	123.9	0.4	326	12.74	102,760
84	CONTININS	45.3	46.4	45.0	45.2	46.0	-0.7	413	11.194	246,499
85	COPPERTECH	43.3	43.3	39.6	43.3	39.4	3.9	1,640	216.906	5,064,954
86	CRYSTALINS	54.0	55.0	53.8	54.0	54.8	-0.8	202	6.86	126,698
87	CVOPRL	215.7	224.0	213.7	215.7	216.5	-0.8	1,826	79.018	363,989
88	DACCADYE	23.0	24.8	22.8	23.0	24.5	-1.5	1,889	66.094	2,802,292
89	DAFODILCOM	70.8	71.0	67.5	70.8	70.4	0.4	41	1.543	21,903
90	DBH	77.5	78.8	77.1	77.5	78.3	-0.8	300	11.76	151,466
91	DBH1STMF	7.7	7.8	7.7	7.7	7.8	-0.1	32	0.296	38,377
92	DELTALIFE	196.3	206.0	193.1	196.3	201.0	-4.7	5,551	461.003	2,299,361
93	DELTASPINN	9.3	9.4	9.1	9.3	9.2	0.1	204	5.577	604,141
94	DESCO	42.8	43.4	38.0	42.8	39.6	3.2	1,387	58.004	1,371,304
95	DESHBANDHU	23.1	23.6	21.3	23.1	21.5	1.6	1,371	66.027	2,877,184
96	DGIC	39.0	40.0	38.7	39.0	39.5	-0.5	361	7.513	192,057
97	DHAKABANK	14.7	14.9	14.3	14.7	14.4	0.3	337	15.04	1,027,967
98	DHAKAINS	71.9	73.0	71.8	71.9	72.2	-0.3	196	4.739	65,776
99	DOMINAGE	25.8	26.2	25.6	25.8	25.9	-0.1	342	11.258	435,348
100	DOREENPWR	70.5	70.6	69.3	70.5	70.2	0.3	397	21.946	312,733



## Price Matrix (10.01.2022)

#	TRADING CODE	LTP*	HIGH	LOW	CLOSEP*	YCP*	CHANGE	TRADE	VALUE (mn)	VOLUME
101	DSHGARME	155.6	157.8	155.1	155.6	156.0	-0.4	444	7.84	50,259
102	DSSL	16.5	16.7	16.3	16.5	16.5	0.0	480	13.236	801,559
103	DULAMIACOT	51.0	51.0	48.0	50.2	49.8	1.2	56	0.253	5,117
104	DUTCHBANGL	79.2	79.9	78.4	79.2	80.0	-0.8	627	29.571	374,360
105	EASTERNINS	105.3	107.8	104.2	105.3	106.2	-0.9	1,182	54.25	513,415
106	EASTLAND	38.6	39.3	38.2	38.4	38.7	-0.1	296	10.903	283,141
107	EASTRNLAB	3,036.6	3,050.7	2,935.0	3,036.6	2,905.5	131.1	1,328	37.977	12,613
108	EBL	38.2	39.1	38.1	38.2	38.4	-0.2	238	7.749	199,763
109	EBL1STMF	7.5	7.7	7.5	7.5	7.6	-0.1	48	0.61	81,190
110	EBLNRBMF	6.4	6.4	6.2	6.3	6.3	0.1	57	2.323	371,050
111	ECABLES	135.3	136.0	130.0	135.3	131.7	3.6	96	1.962	14,611
112	EGEN	52.5	54.2	52.3	52.5	53.4	-0.9	218	7.778	147,347
113	EHL	55.7	55.7	50.6	55.7	50.7	5.0	1,154	64.892	1,182,944
114	EIL	33.9	34.7	33.7	33.9	34.2	-0.3	435	10.67	313,564
115	EMERALDOIL	39.8	42.3	38.8	39.8	40.9	-1.1	704	17.804	444,268
116	ENVOYTEX	46.1	47.3	45.0	46.1	45.4	0.7	46	1.681	36,580
117	EPGL	43.1	43.5	41.3	43.1	42.1	1.0	524	15.637	365,568
118	ESQUIRENIT	35.3	35.5	35.0	35.3	35.1	0.2	157	11.666	331,916
119	ETL	10.2	10.5	10.1	10.2	10.3	-0.1	244	5.275	515,298
120	EXIM1STMF	6.5	6.5	6.4	6.4	6.5	0.0	89	2.55	394,901
121	EXIMBANK	12.7	12.8	12.6	12.7	12.7	0.0	234	12.70	1,002,352
122	FAMILYTEX	4.8	4.9	4.7	4.8	4.8	0.0	251	2.609	544,356
123	FARCHEM	12.3	12.5	12.0	12.3	12.0	0.3	391	8.735	712,653
124	FAREASTFIN	6.0	6.0	5.9	6.0	6.0	0.0	39	0.357	59,819
125	FAREASTLIF	82.6	82.6	82.6	82.6	75.1	7.5	277	87.09	1,054,357
126	FASFIN	7.0	7.1	6.9	7.0	6.9	0.1	280	6.672	954,964
127	FBFIF	5.5	5.5	5.4	5.4	5.5	0.0	57	1.793	330,857
128	FEDERALINS	35.3	35.9	35.2	35.3	35.5	-0.2	295	5.696	160,833
129	FEKDIL	16.6	16.9	16.5	16.6	16.8	-0.2	234	9.935	597,562
130	FINEFOODS	49.3	50.6	49.0	49.3	49.3	0.0	311	5.645	114,032
131	FIRSTFIN	6.5	6.8	6.4	6.4	6.5	0.0	44	0.932	143,180
132	FIRSTSBANK	13.0	13.1	12.8	13.0	13.1	-0.1	1,009	86.433	6,662,167
133	FORTUNE	119.0	121.9	117.0	119.0	116.2	2.8	5,361	510.00	4,263,849
134	FUWANGCER	17.1	17.6	17.1	17.1	17.1	0.0	436	13.08	757,504
135	FUWANGFOOD	16.9	17.1	16.5	16.9	16.7	0.2	472	19.41	1,155,001
136	GBBPOWER	38.2	38.5	35.9	38.2	36.6	1.6	870	38.70	1,031,085
137	GEMINISEA	290.2	298.0	285.1	290.2	291.0	-0.8	1,186	33.74	114,862
138	GENEXIL	160.7	163.8	160.1	160.7	160.1	0.6	1,236	102.59	634,773
139	GENNEXT	5.9	6.0	5.8	5.9	6.0	-0.1	154	3.04	514,197
140	GHAIL	17.3	17.7	17.1	17.3	17.4	-0.1	439	13.16	757,915
141	GHCL	32.2	33.0	31.6	32.2	32.2	0.0	60	0.64	19,865
142	GLOBALINS	51.0	52.0	50.6	51.0	51.4	-0.4	576	17.41	339,059
143	GOLDENSON	21.2	21.4	20.5	21.2	20.7	0.5	1,133	67.392	3,192,741
144	GP	350.0	350.7	348.0	350.0	350.6	-0.6	618	44.059	126,170
145	GPHISPAT	59.7	60.7	56.0	59.7	56.4	3.3	3,548	314.016	5,349,457
146	GQBALLPEN	106.4	108.3	105.5	106.4	105.9	0.5	200	3.067	28,709
147	GRAMEENS2	16.1	16.3	16.0	16.1	16.3	-0.2	46	1.217	75,737
148	GREENELMF	7.7	7.8	7.7	7.7	7.8	-0.1	28	0.446	57,613
149	GREENDELT	103.6	105.5	101.6	103.6	103.3	0.3	362	14.44	140,209
150	GSPFINANCE	28.0	28.3	27.7	28.0	27.8	0.2	1,884	179.896	6,424,012

## Price Matrix (10.01.2022)

#	TRADING CODE	LTP*	HIGH	LOW	CLOSEP*	YCP*	CHANGE	TRADE	VALUE (mn)	VOLUME
151	HAKKANIPUL	61.2	62.1	59.0	61.2	59.4	1.8	1,214	28.143	459,904
152	HEIDELBCEM	279.0	284.8	278.2	279.0	282.5	-3.5	50	0.967	3,463
153	HFL	24.0	24.6	23.9	24.0	24.0	0.0	508	22.93	947,111
154	HRTEX	56.0	57.0	55.0	56.0	56.3	-0.3	351	14.738	263,799
155	HWAWELLTEX	44.5	45.4	43.6	44.8	44.4	0.1	40	1.595	35,779
156	IBNSINA	276.4	277.8	270.0	276.4	274.3	2.1	247	6.603	24,101
157	IBP	18.4	18.6	18.0	18.4	18.4	0.0	408	11.138	610,159
158	ICB	133.7	135.0	126.4	133.7	127.0	6.7	954	39.49	302,411
159	ICB3RDNRB	6.9	7.0	6.8	6.8	6.7	0.2	52	1.609	235,022
160	ICBAGRANI1	9.1	9.1	9.0	9.0	9.1	0.0	17	0.122	13,560
161	ICBAMCL2ND	9.2	9.5	9.0	9.1	9.4	-0.2	79	1.758	191,744
162	ICBEPMF1S1	7.5	7.5	7.2	7.4	7.3	0.2	71	3.613	493,430
163	ICBIBANK	5.1	5.2	5.1	5.1	5.1	0.0	65	1.112	217,958
164	ICBSONALI1	8.1	8.1	7.9	8.1	8.0	0.1	34	1.789	221,350
165	IDLC	59.7	61.0	59.1	59.7	60.2	-0.5	446	24.418	408,983
166	IFADAUTOS	49.8	50.0	48.1	49.6	48.5	1.3	540	26.23	536,787
167	IFIC	17.8	18.1	17.7	17.8	18.0	-0.2	1,570	127.282	7,122,778
168	IFIC1STMF	5.7	5.7	5.6	5.7	5.7	0.0	51	2.151	378,501
169	IFILISLMF1	6.5	6.7	6.4	6.5	6.5	0.0	57	3.338	508,951
170	ILFSL	6.8	6.9	6.7	6.8	6.8	0.0	156	2.46	363,848
171	IMAMBUTTON	24.6	25.1	24.6	24.7	24.9	-0.3	25	0.269	10,915
172	INDEXAGRO	118.7	123.3	117.8	118.7	121.9	-3.2	520	16.326	135,669
173	INTECH	29.6	30.5	29.5	29.6	29.7	-0.1	185	3.189	106,687
174	INTRACO	21.0	21.5	20.5	21.0	20.5	0.5	475	27.225	1,290,746
175	IPDC	39.4	40.4	39.2	39.4	39.6	-0.2	391	20.896	527,769
176	ISLAMIBANK	32.0	32.4	32.0	32.1	32.0	0.0	140	4.984	155,579
177	ISLAMICFIN	26.8	27.0	26.5	26.8	26.7	0.1	352	17.757	662,366
178	ISLAMIINS	63.8	65.5	63.7	63.8	64.7	-0.9	524	20.613	321,457
179	ISNLTD	45.3	45.3	41.7	45.3	41.2	4.1	554	19.663	442,287
180	ITC	36.0	36.2	34.1	36.0	34.5	1.5	248	7.37	207,970
181	JAMUNABANK	23.7	24.0	23.5	23.7	23.6	0.1	102	9.857	415,843
182	JAMUNAOIL	184.8	184.8	176.0	183.1	177.2	7.6	768	43.543	242,243
183	JANATAINS	45.1	46.3	45.0	45.1	45.9	-0.8	294	9.636	212,239
184	JMISMDL	339.2	342.5	336.4	339.2	338.2	1.0	214	8.134	23,953
185	JUTESPINN	0.0	0.0	0.0	125.6	125.6	--	0	0.00	0
186	KARNAPHULI	41.3	42.4	41.2	41.3	41.6	-0.3	344	13.501	324,564
187	KAY&QUE	272.0	275.0	267.0	270.8	271.7	0.3	101	1.96	7,230
188	KBPPWBIL	13.6	13.7	13.0	13.6	12.8	0.8	992	26.889	2,005,299
189	KDSALTD	65.7	69.4	64.7	65.7	69.1	-3.4	1,839	89.37	1,348,852
190	KEYACOSMET	7.1	7.2	7.0	7.1	7.1	0.0	501	23.65	3,337,111
191	KOHINOOR	396.3	400.0	394.3	398.4	396.6	-0.3	144	2.60	6,548
192	KPCL	32.9	33.0	31.4	32.9	31.9	1.0	412	10.53	325,063
193	KPPL	11.6	11.8	11.3	11.6	11.0	0.6	988	20.30	1,754,604
194	KTL	34.8	35.1	33.8	34.8	34.0	0.8	782	92.083	2,656,741
195	LANKABAFIN	39.0	39.1	38.1	38.6	38.3	0.7	1,020	85.50	2,224,729
196	LEGACYFOOT	65.3	66.8	64.9	65.3	65.1	0.2	203	3.14	47,794
197	LHBL	83.2	83.7	80.0	83.2	81.5	1.7	4,187	507.721	6,206,789
198	LIBRAINFU	930.4	943.0	905.0	930.4	902.9	27.5	707	11.515	12,447
199	LINDEBD	1,605.8	1,624.7	1,593.2	1,605.8	1,594.5	11.3	836	27.40	17,085
200	LOVELLO	43.9	47.5	43.1	43.9	46.2	-2.3	4,147	207.785	4,569,328



## Price Matrix (10.01.2022)

#	TRADING CODE	LTP*	HIGH	LOW	CLOSEP*	YCP*	CHANGE	TRADE	VALUE (mn)	VOLUME
201	LRBDL	41.7	42.5	41.1	41.7	41.5	0.2	717	30.922	738,627
202	LRGLOBMF1	6.9	7.0	6.8	6.9	6.9	0.0	127	4.61	668,232
203	MAKSONSPIN	26.5	27.0	26.1	26.5	26.3	0.2	932	69.586	2,620,361
204	MALEKSPIN	27.4	27.8	27.1	27.4	27.5	-0.1	845	49.476	1,805,977
205	MARICO	2,309.3	2,316.6	2,305.0	2,309.3	2,315.4	-6.1	111	11.65	5,044
206	MATINSPINN	61.5	63.4	61.2	61.5	62.0	-0.5	647	27.52	444,861
207	MBL1STMF	8.0	8.1	7.9	8.1	8.0	0.0	14	0.278	34,505
208	MEGCONMILK	15.4	16.0	15.0	15.3	15.4	0.0	48	0.321	20,962
209	MEGHNACEM	74.6	76.9	74.1	74.9	73.9	0.7	68	0.819	10,872
210	MEGHNALIFE	84.9	86.4	82.2	84.9	81.1	3.8	1,595	62.998	740,538
211	MEGHNAPET	19.0	19.5	18.9	19.0	18.9	0.1	8	0.084	4,395
212	MERCANBANK	17.8	17.9	17.7	17.8	17.9	-0.1	648	41.21	2,313,737
213	MERCINS	48.6	50.1	48.5	48.5	49.1	-0.5	159	8.465	173,887
214	METROSPIN	25.1	25.5	24.3	25.1	24.5	0.6	584	26.955	1,084,746
215	MHSML	26.5	26.8	26.3	26.5	26.5	0.0	269	13.66	514,367
216	MICEMENT	66.9	67.7	63.3	66.0	66.1	0.8	69	2.913	45,752
217	MIDASFIN	17.4	17.6	17.1	17.4	17.5	-0.1	211	5.589	321,149
218	MIRACLEIND	30.1	30.5	30.0	30.1	30.1	0.0	279	7.59	251,486
219	MIRAKHTER	66.1	69.0	65.9	66.1	68.1	-2.0	1,303	50.98	762,537
220	MITHUNKNIT	13.1	13.4	13.0	13.0	13.1	0.0	31	0.23	17,549
221	MJLBD	93.0	93.0	90.0	92.5	91.0	2.0	585	25.852	283,356
222	MLDYEING	23.7	24.1	23.5	23.7	23.8	-0.1	475	9.394	395,873
223	MONNOAGML	554.8	556.0	544.6	550.7	546.6	8.2	189	2.55	4,632
224	MONNOCERA	113.5	114.8	112.5	113.5	113.1	0.4	375	9.62	84,563
225	MONNOFABR	20.5	21.0	20.2	20.5	20.3	0.2	268	6.266	305,334
226	MONOSPOOL	176.6	186.6	175.0	176.6	179.0	-2.4	251	4.13	23,145
227	MPETROLEUM	209.9	210.8	203.2	209.9	205.5	4.4	1,222	96.586	465,586
228	MTB	19.2	20.0	19.1	19.1	19.7	-0.5	119	3.15	162,619
229	NAHEEACP	47.0	47.2	43.0	47.0	43.6	3.4	1,183	56.989	1,252,466
230	NATLIFEINS	217.1	227.4	215.3	219.7	222.8	-5.7	43	0.956	4,316
231	NAVANACNG	31.3	31.4	30.4	31.3	30.8	0.5	97	1.675	54,236
232	NBL	7.5	7.6	7.5	7.5	7.6	-0.1	319	12.181	1,620,292
233	NCCBANK	15.3	15.5	15.2	15.3	15.3	0.0	152	7.708	504,007
234	NCCBLMF1	8.8	8.8	8.8	8.8	8.7	0.1	26	0.35	39,270
235	NEWLINE	38.4	39.1	38.2	38.4	38.8	-0.4	53	6.032	155,406
236	NFML	20.7	20.9	20.4	20.7	20.6	0.1	459	10.58	511,837
237	NHFIL	59.9	63.0	58.0	59.9	58.3	1.6	3,061	194.372	3,199,144
238	NITOLINS	63.0	63.3	62.0	62.3	62.9	0.1	362	33.01	528,237
239	NLI1STMF	13.9	14.0	13.9	13.9	14.0	-0.1	24	1.865	134,128
240	NORTHERN	266.1	269.9	265.1	266.3	266.4	-0.3	206	2.047	7,678
241	NORTHRNINS	52.8	53.5	52.0	52.8	52.7	0.1	98	3.029	57,330
242	NPOLYMER	55.0	55.7	52.5	55.0	53.5	1.5	969	35.586	656,868
243	NRBCBANK	28.7	29.3	27.6	28.7	28.0	0.7	1,785	138.57	4,864,387
244	NTC	625.0	660.0	623.0	634.8	614.0	11.0	605	30.626	47,111
245	NLTUBES	91.3	92.4	86.0	91.3	86.1	5.2	1,240	33.632	373,925
246	NURANI	7.5	7.6	7.3	7.5	7.4	0.1	126	2.003	269,139
247	OAL	12.5	12.6	11.8	12.5	11.9	0.6	878	26.531	2,148,251
248	OIMEX	18.7	18.9	18.4	18.7	18.7	0.0	111	1.537	82,111
249	OLYMPIC	162.0	163.0	160.8	162.3	162.6	-0.6	350	12.294	76,159
250	ONEBANKLTD	13.9	14.1	13.8	13.9	14.0	-0.1	2,024	158.449	11,342,994

## Price Matrix (10.01.2022)

#	TRADING CODE	LTP*	HIGH	LOW	CLOSEP*	YCP*	CHANGE	TRADE	VALUE (mn)	VOLUME
251	ORIONINFU	92.2	93.7	90.5	92.2	91.4	0.8	751	29.974	326,420
252	ORIONPHARM	97.4	98.6	96.0	97.4	97.5	-0.1	2,048	189.678	1,953,473
253	PADMALIFE	52.7	54.5	50.9	52.7	50.3	2.4	2,983	135.828	2,557,403
254	PADMAOIL	230.2	233.9	220.0	230.2	221.3	8.9	699	47.595	209,928
255	PAPERPROC	214.4	222.0	212.2	214.4	216.4	-2.0	812	18.343	84,462
256	PARAMOUNT	73.0	74.6	73.0	73.2	73.4	-0.4	268	6.561	89,502
257	PDL	11.9	12.1	11.8	11.9	11.8	0.1	449	11.226	943,840
258	PENINSULA	40.6	41.5	39.9	40.6	40.5	0.1	1,736	133.601	3,274,888
259	PEOPLESINS	58.6	60.5	58.5	58.6	59.9	-1.3	956	41.995	709,272
260	PF1STMF	8.4	8.6	8.4	8.4	8.5	-0.1	66	0.592	70,371
261	PHARMAID	596.8	614.9	591.0	596.8	597.4	-0.6	1,509	61.44	101,532
262	PHENIXINS	57.9	58.4	56.9	57.9	56.9	1.0	240	8.156	141,709
263	PHOENIXFIN	25.3	26.5	25.2	25.3	25.9	-0.6	91	1.977	77,781
264	PHPMF1	5.5	5.7	5.5	5.6	5.6	-0.1	92	1.221	218,070
265	PIONEERINS	110.2	111.4	108.9	110.2	110.0	0.2	385	10.554	95,843
266	PLFSL	0.0	0.0	0.0	3.0	3.0	--	0	0	0
267	POPULAR1MF	5.6	5.6	5.5	5.6	5.6	0.0	70	3.057	551,494
268	POPULARLIF	90.2	90.2	82.9	90.2	82.0	8.2	670	68.115	769,402
269	POWERGRID	74.4	74.5	66.9	74.4	67.8	6.6	6,031	1,010.20	14,080,894
270	PRAGATIINS	85.7	88.8	83.3	85.7	87.0	-1.3	302	8.978	104,681
271	PRAGATILIF	99.3	106.7	98.6	99.3	97.1	2.2	685	23.224	226,080
272	PREMIERBAN	15.3	15.4	14.9	15.3	15.1	0.2	447	42.092	2,772,155
273	PREMIERCEM	65.5	66.3	64.0	65.5	64.7	0.8	109	3.643	56,103
274	PREMIERLEA	8.0	8.2	7.9	8.0	8.1	-0.1	239	4.904	611,448
275	PRIME1ICBA	7.4	7.4	7.2	7.3	7.3	0.1	14	0.164	22,500
276	PRIMEBANK	21.6	21.7	21.4	21.5	21.5	0.1	132	12.438	577,674
277	PRIMEFIN	16.0	16.2	15.9	16.0	16.1	-0.1	350	15.546	967,921
278	PRIMEINSUR	77.4	78.4	75.9	77.4	76.0	1.4	805	24.424	316,751
279	PRIMELIFE	67.9	69.7	64.0	67.9	63.4	4.5	608	22.085	323,606
280	PRIMETEX	22.5	23.0	22.3	22.5	22.7	-0.2	268	4.977	220,919
281	PROGRESLIF	104.8	110.7	103.5	104.8	102.3	2.5	749	28.233	263,364
282	PROVATIINS	118.5	120.8	114.0	116.2	117.9	0.6	468	8.575	73,792
283	PTL	97.0	97.7	93.8	97.0	94.2	2.8	1,140	115.469	1,200,801
284	PUBALIBANK	27.8	28.0	27.2	27.8	27.4	0.4	119	4.687	168,345
285	PURABIGEN	38.9	40.0	38.6	38.9	39.2	-0.3	401	8.818	225,382
286	QUASEMIND	48.9	49.4	46.0	48.9	45.9	3.0	253	11.426	236,823
287	QUEENSOUTH	24.9	25.1	24.8	24.9	25.0	-0.1	258	5.555	222,810
288	RAHIMAFODD	342.6	346.8	335.3	342.6	333.4	9.2	999	38.508	112,492
289	RAHIMTEXT	256.0	259.8	256.0	257.0	259.5	-3.5	45	0.817	3,181
290	RAKCERAMIC	46.3	46.5	45.2	46.3	46.2	0.1	517	14.702	319,118
291	RANFOUNDRY	176.3	176.3	164.0	176.3	160.3	16.0	1,549	81.067	466,885
292	RDFOOD	55.7	57.7	55.4	55.7	57.1	-1.4	537	48.037	856,087
293	RECKITTEN	5,683.0	5,740.0	5,643.0	5,683.0	5,707.4	-24.4	174	5.335	937
294	REGENTTEX	10.1	10.3	10.0	10.1	10.1	0.0	80	1.652	163,939
295	RELIANCE1	12.2	12.4	11.4	12.2	11.5	0.7	48	2.278	187,536
296	RELIANCINS	85.3	87.9	84.6	85.3	86.4	-1.1	110	2.325	27,258
297	RENATA	1,305.1	1,316.0	1,304.6	1,305.1	1,306.0	-0.9	571	21.68	16,611
298	RENWICKJA	1,011.8	1,050.0	1,001.1	1,013.6	1,015.7	-3.9	42	0.566	555
299	REPUBLIC	50.6	51.9	50.6	50.7	51.5	-0.9	289	7.926	155,561
300	RINGSHINE	10.2	10.4	10.1	10.2	10.2	0.0	567	16.267	1,582,449

## Price Matrix (10.01.2022)

#	TRADING CODE	LTP*	HIGH	LOW	CLOSEP*	YCP*	CHANGE	TRADE	VALUE (mn)	VOLUME
301	RNSPIN	6.6	6.8	6.5	6.6	6.8	-0.2	613	8.345	1,260,855
302	ROBI	38.1	38.3	36.8	38.1	37.1	1.0	1,634	41.377	1,106,793
303	RSRMSTEEL	23.3	23.8	22.4	23.3	22.6	0.7	365	7.445	322,875
304	RUNNERAUTO	57.4	57.4	55.6	56.4	56.1	1.3	243	8.311	148,310
305	RUPALIBANK	33.2	33.4	32.6	33.2	33.0	0.2	134	2.63	79,518
306	RUPALIINS	43.5	44.3	43.3	43.5	43.7	-0.2	664	23.778	544,882
307	RUPALILIFE	73.1	75.5	70.5	73.1	69.9	3.2	1,022	59.247	801,146
308	SAFKOSPINN	24.6	25.3	24.4	24.6	24.8	-0.2	504	15.001	605,109
309	SAIFPOWER	42.3	43.4	40.8	42.3	41.3	1.0	2,497	253.971	6,047,251
310	SAIHAMCOT	16.3	16.7	16.1	16.3	16.4	-0.1	170	4.165	255,230
311	SAIHAMTEX	22.4	22.8	22.1	22.4	22.3	0.1	149	4.625	207,035
312	SALAMCRST	29.5	29.5	28.1	29.3	28.7	0.8	197	4.026	138,470
313	SALVOCHEM	50.0	51.7	49.2	50.0	51.1	-1.1	1,008	38.593	765,159
314	SAMATALETH	76.7	78.6	76.6	76.7	77.6	-0.9	185	2.004	26,020
315	SAMORITA	93.3	94.5	90.1	93.3	90.8	2.5	302	14.536	156,991
316	SANDHANINS	37.3	38.4	35.9	37.3	35.7	1.6	1,720	85.803	2,278,954
317	SAPORTL	26.3	26.9	25.7	26.3	26.3	0.0	389	12.657	479,271
318	SAVAREFR	190.0	193.5	187.6	189.2	184.7	5.3	18	0.1	527
319	SBACBANK	16.5	16.7	16.3	16.5	16.6	-0.1	563	11.083	671,681
320	SEAPEARL	44.0	45.4	43.4	44.0	43.9	0.1	411	14.26	323,400
321	SEBL1STMF	0.0	0.0	0.0	13.1	13.1	--	0	0	0
322	SEMLFBLSGF	8.5	8.7	8.5	8.5	8.6	-0.1	34	0.625	72,831
323	SEMLIBLSF	9.2	9.5	9.1	9.2	9.5	-0.3	160	3.916	424,300
324	SEMILLECMF	9.3	9.4	9.3	9.3	9.3	0.0	45	0.64	68,803
325	SHAHJABANK	22.5	22.5	22.3	22.5	22.3	0.2	131	10.922	485,935
326	SHASHADNIM	25.1	25.5	24.7	25.1	25.0	0.1	183	4.406	176,350
327	SHEPHERD	27.7	28.0	27.5	27.7	27.5	0.2	164	5.095	183,847
328	SHURWID	19.6	20.3	18.6	19.6	18.6	1.0	1,024	33.154	1,687,416
329	SHYAMPSUG	84.0	87.0	84.0	84.3	83.1	0.9	57	0.323	3,813
330	SIBL	15.4	16.0	15.1	15.4	15.9	-0.5	592	49.06	3,164,485
331	SILCOPHL	25.3	25.7	25.1	25.3	25.4	-0.1	252	6.47	256,049
332	SILVAPHL	18.6	19.1	18.4	18.6	18.7	-0.1	354	12.74	682,111
333	SIMTEX	17.6	17.9	17.4	17.6	17.7	-0.1	255	8.058	457,511
334	SINGERBD	176.6	176.8	174.0	176.6	174.6	2.0	145	3.991	22,672
335	SINOBANGLA	52.3	52.7	51.0	52.3	50.7	1.6	268	6.64	127,819
336	SKICL	75.9	78.5	75.3	75.9	77.2	-1.3	2,646	63.595	829,485
337	SKTRIMS	31.0	31.2	30.3	31.0	30.6	0.4	372	9.873	321,082
338	SONALIANS	449.9	459.8	448.0	449.9	451.5	-1.6	328	6.234	13,757
339	SONALILIFE	74.2	77.9	73.4	74.2	74.4	-0.2	2,711	133.822	1,766,953
340	SONALIPAPR	738.7	777.0	735.9	738.7	765.5	-26.8	1,902	81.082	107,969
341	SONARBAINS	71.8	73.5	71.1	71.8	71.7	0.1	206	4.623	64,147
342	SONARGAON	18.2	18.6	18.2	18.2	18.2	0.0	69	0.767	41,953
343	SOUTHEASTB	15.8	16.0	15.7	15.8	15.9	-0.1	209	9.411	594,920
344	SPCERAMICS	31.2	31.5	30.1	31.2	30.5	0.7	581	26.27	846,570
345	SPCL	95.1	96.0	91.9	95.1	93.4	1.7	821	50.199	531,596
346	SQUARETEXT	56.7	56.7	55.1	56.6	55.1	1.6	474	22.533	401,966
347	SQURPHARMA	217.2	217.5	215.0	217.2	216.0	1.2	1,033	84.74	391,627
348	SSSTEEL	19.0	19.2	18.7	19.0	19.0	0.0	872	37.383	1,972,912
349	STANCERAM	161.2	165.4	160.6	161.2	161.9	-0.7	181	3.324	20,478
350	STANDARINS	77.6	78.6	75.6	77.6	77.9	-0.3	362	13.147	170,359

Price Matrix (10.01.2022)										
#	TRADING CODE	LTP*	HIGH	LOW	CLOSEP*	YCP*	CHANGE	TRADE	VALUE (mn)	VOLUME
351	STANDBANKL	10.8	10.8	10.6	10.8	10.8	0.0	297	21.106	1,960,234
352	STYLECRAFT	115.7	116.9	113.6	115.7	113.6	2.1	344	4.969	43,052
353	SUMITPOWER	40.2	40.4	39.1	40.2	39.9	0.3	970	47.473	1,191,268
354	SUNLIFEINS	37.5	39.0	37.0	37.5	37.6	-0.1	131	2.451	64,197
355	TAKAFULINS	54.5	55.3	54.0	54.5	53.9	0.6	55	1.58	29,036
356	TALLUSPIN	10.2	10.8	10.0	10.2	10.4	-0.2	146	2.065	201,750
357	TAMIJTEX	160.4	165.3	160.2	160.4	162.7	-2.3	149	2.767	17,098
358	TITASGAS	45.1	45.2	39.8	45.1	41.1	4.0	4,016	403.438	9,299,512
359	TOSRIFA	17.3	18.0	17.2	17.3	17.4	-0.1	143	3.24	186,426
360	TRUSTB1MF	5.9	6.1	5.9	5.9	5.9	0.0	123	3.921	660,066
361	TRUSTBANK	33.8	35.5	33.2	33.9	34.0	-0.2	96	3.861	114,950
362	TUNGHAI	6.4	6.9	6.4	6.4	6.5	-0.1	76	1.035	159,874
363	UCB	16.7	16.8	16.4	16.7	16.7	0.0	224	11.981	718,984
364	UNILEVERCL	2,990.2	3,005.0	2,970.0	2,990.2	2,996.5	-6.3	109	4.779	1,599
365	UNIONCAP	10.0	10.1	9.9	10.0	10.0	0.0	141	3.351	335,120
366	UNIQUEHRL	50.6	51.4	50.0	50.6	50.6	0.0	92	2.545	50,393
367	UNITEDFIN	21.9	22.4	21.7	21.9	22.0	-0.1	377	13.342	605,072
368	UNITEDINS	63.8	64.4	63.5	63.8	63.4	0.4	51	1.043	16,352
369	UPGDCL	257.5	260.0	256.3	257.5	259.7	-2.2	519	31.802	122,981
370	USMANIAGL	57.8	57.8	56.3	57.4	56.6	1.2	47	0.99	17,231
371	UTTARABANK	26.2	26.3	26.0	26.2	26.1	0.1	222	15.351	586,341
372	UTTARAFIN	41.5	42.8	41.2	41.5	41.7	-0.2	106	2.077	49,968
373	VAMLBDMF1	7.9	8.0	7.8	7.9	7.9	0.0	50	5.36	677,969
374	VAMLRBBF	8.7	8.9	8.6	8.7	8.9	-0.2	31	1.593	182,474
375	VFSTDL	21.5	21.7	21.1	21.5	21.4	0.1	378	19.695	916,583
376	WALTONHIL	1,142.5	1,157.0	1,140.0	1,142.5	1,149.0	-6.5	355	6.96	6,068
377	WATACHEM	286.9	289.9	273.0	286.9	273.8	13.1	873	22.885	81,182
378	WMSHIPYARD	14.6	15.4	13.6	14.6	14.2	0.4	3,193	119.646	8,221,526
379	YPL	12.9	13.2	12.0	12.9	12.1	0.8	380	7.832	620,558
380	ZAHEENSPIN	8.9	9.2	8.8	8.9	8.9	0.0	85	1.517	170,278
381	ZAHINTEX	7.6	7.7	7.4	7.6	7.7	-0.1	117	1.706	224,812
382	ZEALBANGLA	117.0	123.4	116.1	117.0	115.5	1.5	32	0.401	3,424

Sources: <https://www.dsebd.org/>

## UFCML Research Team

Contact:

**Rishad Reza Nur**

Analyst

Mob: 01715551555

Email: rishad\_reza@outlook.com

**UTTARA FINANCE CAPITAL MANAGEMENT LIMITED**

Jibon Bima Tower (6<sup>th</sup> Floor)

10 Dilkusha C/A

Dhaka-1000, Bangladesh.