


Market Overview:

Indices	TV	YV	Changes	% Ch
DSE X Index	7089.4327	7055.7094	33.72327	0.4780%
DSE S Index	1509.1496	1506.5648	2.58485	0.1716%
DS30 Index	2617.3079	2598.9558	18.35219	0.7061%

The DSEX closed at 7089.43 points surged by 33.72 points. The DSES closed at 1509.14 surged by 2.58 points. The DS30 closed at 2617.30 surged by 18.35 points.

Trade Overview:

Total Trade	Total Volume	Total Value In core	Total Market Cap In core	Turnover Velocity percentage
269,669,258,227	334,293,495	1,735.5740	566,569.1525	71.07%

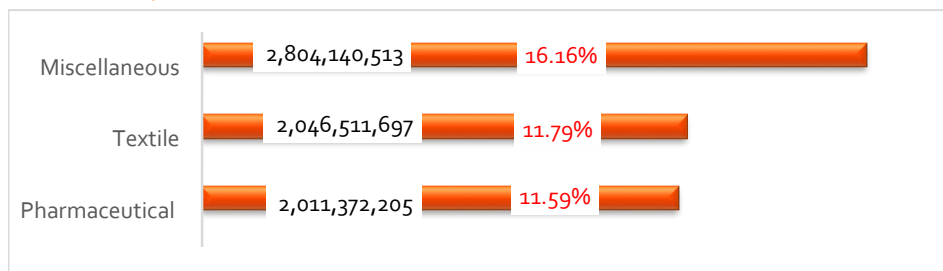
Total turnover was worth BDT 1735.57 crores. Prices of only 169 issues were increased whereas that of 170 issues were declined and the price of the rests were remained unchanged. The turnover velocity remained to 71.07%.

Daily Market Update

January 19, 2021

DAILY MARKET ANALYSIS
GRAPHS OF MAJOR INDICES
Analysis of Market Index (DSEX):

The DSE witnessed a bullish run specially in the stocks whose paid up capital is less than BDT 30 crores. The bourse finally ended up with a winning streak with 33.72 points higher than the previous day with a low trade volume & turnover.

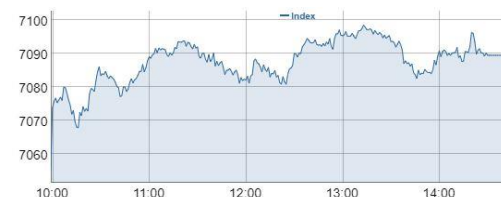
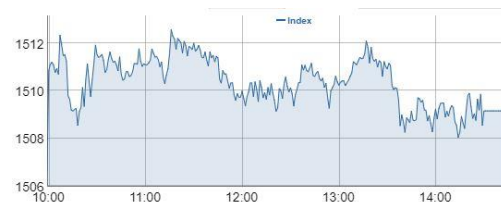
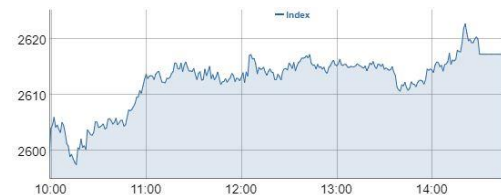
Sector Analysis:


Miscellaneous sector topped the chart with a total trade value of Tk. 280.41 crores which was 16.16% of the total value. **Insurance** ranked second and **Pharmaceutical & Chemical** ranked third with total trade value of Tk. 204.65 crores (11.79%) and Tk. 201.13 crores (11.59%) respectively.

Company Analysis:

Top Three Stocks (by Value)						
Trading Codes	YCP	CloseP	Changes	Trade	Value (mn)	Volume
BEXIMCO	144.1	151.7	7.6	11,270	1,773.605	11,856,036
FORTUNE	130.1	130.3	0.2	4,872	1,719.726	12,918,296
BSC	135.7	141.4	5.7	9,679	858.732	6,317,440

BEXIMCO topped the total value chart with a close price of Tk. 151.7, price change of Tk. (7.6) with a trade value of 177.36 crores followed by **FORTUNE** Tk. 130.3 Tk. (0.2), (171.97 crores) and **BSE** Tk. 141.4, (5.7), (85.87 crores).

DSEX

DSES

DS30

CDSET


Top Twenty Shares by Value

TRADING CODE	LTP*	HIGH	LOW	YCP*	CLOSEP*	TRADE VALUE (mn)	VOLUME	
BEXIMCO	151.7	152.7	144	144.1	151.7	11,270	1,773.61	11,856,036
FORTUNE	130.3	135.6	126.9	130.1	130.3	4,872	1,719.73	12,918,296
BSC	141.4	144	128.5	135.7	141.4	9,679	858.73	6,317,440
SAIFPOWER	46.2	47.3	44.7	45.8	46.2	4,702	644.525	14,085,688
ACI	316.9	317.9	295.8	294.6	316.9	5,023	414.164	1,328,530
GPHISPAT	61.5	63	61.2	62.4	61.5	3,965	397.6	6,438,091
ORIONPHARM	105.1	107.7	104.4	105	105.1	3,502	323.934	3,053,724
FAREASTLIF	112.3	119	109.5	114.4	112.3	2,849	300.853	2,630,261
PTL	102.8	105.4	102.1	103.1	102.8	2,401	299.159	2,882,210
POWERGRID	72.2	74	70.9	71.4	72.2	3,519	295.223	4,089,282
ORIONINFU	111	117	108	107.9	111	3,378	288.525	2,542,203
FUWANGFOOD	23.3	23.7	21.5	21.9	23.3	4,245	270.124	11,860,877
RAKCERAMIC	54.5	56.4	54	55.6	54.5	3,126	203.252	3,683,913
LHBL	78.9	80.3	78.5	79.6	78.9	2,962	199.65	2,518,408
ACTIVEFINE	29.4	30.2	29.2	29.3	29.4	2,113	182.112	6,136,517
SIBL	18.1	19	17.8	18.3	18.1	1,793	173.493	9,385,040
GSPFINANCE	28.8	29.3	28.7	29.2	28.8	1,605	167.253	5,786,144
PHARMAID	769.6	781	733	728.6	769.6	2,620	164.653	215,074
MHSML	30.8	34.2	30.3	31.5	30.8	2,202	134.728	4,144,320
COPPERTECH	44.8	45.4	41.9	42.2	44.8	1,596	132.285	3,006,634

Top Twenty Shares by Volume

TRADING CODE	LTP*	HIGH	LOW	YCP*	CLOSEP*	TRADE VALUE (mn)	VOLUME	
SAIFPOWER	46.2	47.3	44.7	45.8	46.2	4,702	644.525	14,085,688
FORTUNE	130.3	135.6	126.9	130.1	130.3	4,872	1,719.726	12,918,296
FUWANGFOOD	23.3	23.7	21.5	21.9	23.3	4,245	270.124	11,860,877
BEXIMCO	151.7	152.7	144	144.1	151.7	11,270	1,773.61	11,856,036
SIBL	18.1	19	17.8	18.3	18.1	1,793	173.493	9,385,040
ALIF	15.9	16.2	15.8	15.8	15.9	2,090	109.655	6,883,865
GPHISPAT	61.5	63	61.2	62.4	61.5	3,965	397.6	6,438,091
BSC	141.4	144	128.5	135.7	141.4	9,679	858.732	6,317,440
ACTIVEFINE	29.4	30.2	29.2	29.3	29.4	2,113	182.112	6,136,517
SSSTEEL	20.9	21.7	20.7	20.5	20.9	2,898	125.859	5,953,000
GSPFINANCE	28.8	29.3	28.7	29.2	28.8	1,605	167.253	5,786,144
IFIC	17.6	17.7	17.4	17.5	17.6	1,046	91.036	5,188,914
ONEBANKLTD	13.7	13.9	13.6	13.8	13.7	1,108	68.47	4,991,073
APOLOISPAT	9.5	9.7	9	8.9	9.5	1,449	42.255	4,489,012
AGNISYSL	24.8	25.6	24.6	24.7	24.8	1,613	108.991	4,351,575
MHSML	30.8	34.2	30.3	31.5	30.8	2,202	134.728	4,144,320
POWERGRID	72.2	74	70.9	71.4	72.2	3,519	295.223	4,089,282
MAKSONSPIN	28.4	29	28.1	28.2	28.4	1,281	116.156	4,078,207
FIRSTSBANK	12.8	13	12.7	12.8	12.8	608	47.644	3,714,667
RAKCERAMIC	54.5	56.4	54	55.6	54.5	3,126	203.252	3,683,913

Top Twenty Shares by Trade							
TRADING CODE	LTP*	HIGH	LOW	YCP*	CLOSEP*	TRADE ALUE(mn)	VOLUME
BEXIMCO	151.7	152.7	144	144.1	151.7	11,270 1,773.61	11,856,036
BSC	141.4	144	128.5	135.7	141.4	9,679 858.732	6,317,440
ACI	316.9	317.9	295.8	294.6	316.9	5,023 414.16	1,328,530
FORTUNE	130.3	135.6	126.9	130.1	130.3	4,872 1719.726	12,918,296
SAIFPOWER	46.2	47.3	44.7	45.8	46.2	4,702 644.525	14,085,688
FUWANGFOOD	23.3	23.7	21.5	21.9	23.3	4,245 270.124	11,860,877
GPHISPAT	61.5	63	61.2	62.4	61.5	3,965 397.6	6,438,091
POWERGRID	72.2	74	70.9	71.4	72.2	3,519 295.223	4,089,282
ORIONPHARM	105.1	107.7	104.4	105	105.1	3,502 323.934	3,053,724
ORIONINFU	111	117	108	107.9	111	3,378 288.525	2,542,203
RAKCERAMIC	54.5	56.4	54	55.6	54.5	3,126 203.252	3,683,913
LHBL	78.9	80.3	78.5	79.6	78.9	2,962 199.65	2,518,408
SSSTEEL	20.9	21.7	20.7	20.5	20.9	2,898 125.859	5,953,000
FAREASTLIF	112.3	119	109.5	114.4	112.3	2,849 300.853	2,630,261
LOVELLO	45.4	47.8	44.9	45.7	45.4	2,648 116.603	2,521,454
PHARMAID	769.6	781	733	728.6	769.6	2,620 164.653	215,074
DSHGARME	204.5	206.9	196.7	188.1	204.5	2,589 86.595	426,612
RAHIMAFood	351.8	359	345	338.4	351.8	2,422 110.447	312,688
PTL	102.8	105.4	102.1	103.1	102.8	2,401 299.159	2,882,210
TITASGAS	45.6	46	43.7	44.1	45.6	2,372 128.054	2,857,363

Sector Analysis						
Short Name	Up	Down	Unchanged	Trade Volume	Trade Value	(%)
Miscellaneous	9	7	1	21,648,000	2,804,140,513	16.16%
Textile	44	13	6	68,342,062	2,046,511,697	11.79%
Pharmaceutical	29	6	1	27,683,599	2,011,372,205	11.59%
Tannery	5	2	0	14,178,426	1,939,782,381	11.18%
Engineering	22	24	2	40,059,918	1,533,764,162	8.84%
Insurance	16	48	0	18,224,751	1,445,743,430	8.33%
Food&Allied	13	11	0	21,145,997	1,077,293,262	6.21%
Fuel&Power	14	9	1	13,412,206	1,017,352,324	5.86%
Real Estate	1	3	1	15,872,417	773,842,165	4.46%
Bank	10	15	9	41,355,216	771,384,536	4.44%
Financial	4	14	4	15,546,681	451,320,249	2.60%
Ceramics	5	1	0	7,133,388	295,525,043	1.70%
IT Sector	5	8	0	7,258,346	265,218,342	1.53%
Printing	3	2	1	2,340,219	241,134,807	1.39%
Cement	2	5	1	2,836,001	224,437,880	1.29%
Telecom	1	2	0	2,415,481	185,585,481	1.07%
Travel&Leis.	3	2	0	2,974,626	141,660,531	0.82%
Mutual Funds	9	13	15	11,595,192	94,553,097	0.54%
Corpo.Bond	0	3	0	270,768	24,709,169	0.14%
Jute	2	1	0	31,415	11,293,145	0.07%
Debenture	0	0	0	-	-	0.00%
Total					17,356,624,419	100.00%

Top 10 Gainers (Based on YCP & Close price)					
Instr Code	Close	High	Low	YCP	%CHG
GHCL	36.7	36.7	33.4	33.4	9.8802
UNIONINS	14.6	14.6	14.6	13.3	9.7744
CENTRALPHL	15.2	15.2	14	13.9	9.3525
DSHGARME	204.5	206.9	196.7	188.1	8.7188
SHEPHERD	31.8	31.9	29.5	29.5	7.7966
SONARGAON	19.5	19.8	18.4	18.1	7.7348
ACI	316.9	317.9	295.8	294.6	7.5696
APOLOISPAT	9.5	9.7	9	8.9	6.7416
SINOBANGLA	57.6	58	54.3	54	6.6667
DELTASPINN	9.9	10.1	9.5	9.3	6.4516

Top 10 losers (Based on YCP & Close price)					
Instr Code	Close	High	Low	YCP	%CHG
EASTRNLAB	2808.8	2808.8	2760	3210.1	####
RENWICKJA	1081.1	1160	1078.7	1149.1	-5.92
SAMORITA	122	128.90	119	127.90	-4.61
PRIMELIFE	85.3	92.7	82	89.2	-4.37
PADMALIFE	49.8	52.5	49.5	52	-4.23
ICBAMCL2ND	8.8	9.1	8.8	9.1	-3.30
ZEALBANGLA	115	121	114	118.70	-3.12
BGIC	50.60	52	50	52.10	-2.88
FASFIN	7	7.10	7	7.00	-2.86
MEGHNALIFE	84	88	84	86.50	-2.66

Top 10 Gainers (Based on Open Price & LTD)					
Instr Code	Open	High	Low	LTP	%CHG
GHCL	33.4	36.7	33.4	36.7	9.8802
CENTRALPHL	14	15.2	14	15.2	8.5714
SHEPHERD	29.6	31.9	29.5	31.8	7.4324
ACI	295.8	317.9	295.8	316.9	7.1332
SONARGAON	18.4	19.8	18.4	19.5	5.9783
FUWANGFOOD	22	23.7	21.5	23.3	5.9091
SINOBANGLA	54.4	58	54.3	57.6	5.8824
APOLOISPAT	9	9.7	9	9.5	5.5556
COPPERTECH	42.7	45.4	41.9	44.8	4.918
ACIFORMULA	167	181.9	167	175	4.7904

Top 10 losers (Based on Open Price & LTD)					
Instr Code	Open	High	Low	LTP	%CHG
MHSML	34.2	34.2	30.3	30.8	-9.94
RENWICKJA	1160	1160	1078.7	1081.1	-6.8
USMANIAGL	64.6	64.6	61	61	-5.57
BIFC	7.4	7.4	6.7	7	-5.41
PADMALIFE	52.5	52.5	49.5	49.8	-5.14
PRIMELIFE	89.8	92.7	82	85.3	-5.01
ATLASBANG	119.8	119.8	112.2	114	-4.84
FASFIN	7.1	7.1	6.8	6.8	-4.23
CVOPRL	238.8	238.8	227.3	228.8	-4.19
ZEALBANGLA	120	121.3	114	115	-4.17

Block Trade					
Instr Code	Max Price	Min Price	Trades	Quantity	Value(In Mn)
ACI	298	298	2	4550	1.356
ACMELAB	94	94	1	7000	0.658
AGNISYSL	22.5	22.5	1	50000	1.125
AGRANINS	58	58	1	50000	2.9
AIL	46.8	46.8	1	107000	5.008
AL-HAJTEX	87.2	77	16	288100	24.615
ANWARGALV	405	405	1	54000	21.87
BDLAMPS	226	226	1	2750	0.622
BEACONPHAR	249.1	249	2	44500	11.083
BEXIMCO	158.5	132	6	89050	13.297
BGIC	51.5	51.5	2	776680	39.999
BRACBANK	57.5	57.5	1	9300	0.535
DELTALIFE	197	197	2	6000	1.182
FORTUNE	135	118	11	455900	57.771
FUWANGFOOL	22.2	22.2	1	50000	1.11
GENEXIL	166	155	5	79109	12.537
GPHISPAT	64	64	1	10000	0.64
IFIC	15.8	15.8	1	901500	14.244
INDEXAGRO	120	120	1	8000	0.96
LHBL	82	82	1	6250	0.512
LOVELLO	50.2	50.2	1	14800	0.743
LRGLOBMF1	6.9	6.9	1	500000	3.45
MEGHNALIFE	89	89	1	10500	0.934
MONNOAGML	580.9	543.1	8	12700	7.03
NATLIFEINS	229	229	4	430000	98.47
NITOLINS	63.5	63.5	1	40000	2.54
ORIONINFU	112	112	1	25000	2.8

Block Trade					
Instr Code	Max Price	Min Price	Trades	Quantity	Value(In Mn)
ORIONPHARM	113.1	94.5	2	105000	10.015
PENINSULA	38	38	1	99900	3.796
POWERGRID	78	78	1	10000	0.78
PROVATIINS	130	110	3	27470	3.2
PTL	105	105	1	30000	3.15
RAKCERAMIC	56	56	1	10000	0.56
RDFOOD	56.7	56	28	1874001	105.238
RUPALIINS	46	46	1	12000	0.552
SAIFPOWER	41.3	41.3	1	160000	6.608
SHEPHERD	31.9	26.7	7	1128000	34.378
SKICL	67.7	67.7	1	15000	1.016
SONALILIFE	73	73	1	6900	0.504
STANDARINS	77	77	1	16422	1.264
UNIQUEHRL	56.5	54.9	2	29200	1.635
				-----	-----
				126	7556582
					500.685

Price Matrix (19.01.2022)

#	TRADING CODE LTP*	HIGH	LOW	CLOSEP*	YCP*	CHANGE	TRADE	VALUE (mn)	VOLUME	
1	1JANATAMF	6.6	6.6	6.5	6.5	6.5	0.1	89	2.679	411,781
2	1STPRIMFMF	19.8	20.3	19.7	19.8	19.8	0.0	328	8.783	441,547
3	AAMRANET	45.7	46.5	45.5	45.7	45.9	-0.2	329	12.235	266,260
4	AAMRATECH	31.9	33.3	31.8	31.9	32.2	-0.3	543	20.142	624,974
5	ABB1STMF	5.7	5.8	5.7	5.7	5.7	0.0	39	1.488	260,913
6	ABBANK	13.6	13.7	13.6	13.6	13.6	0.0	379	12.86	943,959
7	ACFL	31.8	31.9	31.3	31.8	31.5	0.3	157	3.23	102,071
8	ACI	316.9	317.9	295.8	316.9	294.6	22.3	5,023	414.164	1,328,530
9	ACIFORMULA	175.0	181.9	167.0	175.0	166.7	8.3	1,539	85.41	489,274
10	ACMELAB	92.8	93.3	91.2	92.8	92.0	0.8	912	47.92	516,283
11	ACMEPL	32.1	32.4	31.2	32.1	31.2	0.9	1,320	20.04	629,714
12	ACTIVEFINE	29.4	30.2	29.2	29.4	29.3	0.1	2,113	182.11	6,136,517
13	ADNTEL	53.2	53.7	52.4	53.2	52.3	0.9	327	13.10	246,514
14	ADVENT	27.4	27.6	27.2	27.4	27.2	0.2	479	17.29	631,646
15	AFCAGRO	31.2	31.6	31.1	31.2	31.3	-0.1	436	23.564	752,577
16	AFTABAUTO	29.9	30.4	29.6	29.9	29.8	0.1	68	0.53	17,631
17	AGNISYSL	24.8	25.6	24.6	24.8	24.7	0.1	1,613	108.991	4,351,575
18	AGRANINS	55.0	56.3	54.8	55.0	55.4	-0.4	335	6.86	123,982
19	AIBL1STIMF	8.8	8.9	8.8	8.9	8.9	-0.1	22	0.2	22,510
20	AIL	51.7	52.8	51.3	51.7	51.8	-0.1	252	10.89	208,936
21	AL-HAJTEX	90.5	92.5	86.5	90.5	85.5	5.0	1,192	78.05	868,062
22	ALARABANK	26.9	27.0	26.8	27.0	26.8	0.1	71	2.66	98,777
23	ALIF	15.9	16.2	15.8	15.9	15.8	0.1	2,090	109.66	6,883,865
24	ALLTEX	19.2	19.8	19.1	19.4	19.2	0.0	166	5.763	298,351
25	AMANFEED	56.7	58.5	56.4	56.7	57.9	-1.2	898	46.90	820,316
26	AMBEEPFA	504.8	530.0	501.5	504.8	504.1	0.7	299	5.67	11,021
27	AMCL(PRAN)	374.3	393.9	371.0	374.3	383.0	-8.7	1,085	41.784	109,438
28	ANLIMAYARN	37.7	38.5	37.3	37.7	38.5	-0.8	690	17.227	456,268
29	ANWARGALV	421.8	429.8	414.0	421.8	422.7	-0.9	630	50.784	121,158
30	AOL	44.3	44.6	43.3	44.3	43.6	0.7	294	6.57	149,684
31	APEXFOODS	177.6	188.0	176.1	177.6	181.3	-3.7	698	23.16	127,397
32	APEXFOOT	314.0	323.5	305.8	316.8	303.5	10.5	1,414	99.55	313,112
33	APEXSPINN	136.4	139.8	132.4	136.4	132.4	4.0	542	15.73	115,424
34	APEXTANRY	147.8	154.4	142.0	147.8	140.4	7.4	936	48.13	319,437
35	APOLOISPAT	9.5	9.7	9.0	9.5	8.9	0.6	1,449	42.255	4,489,012
36	ARAMIT	339.9	346.0	335.1	338.2	340.7	-0.8	266	5.89	17,296
37	ARAMITCEM	36.7	37.8	36.6	36.7	37.3	-0.6	206	3.572	96,779
38	ARGONDENIM	19.8	19.9	19.1	19.8	19.2	0.6	335	7.971	405,787
39	ASIAINS	98.8	102.8	97.5	98.8	97.5	1.3	1,751	64.664	648,804
40	ASIAPACINS	63.9	65.0	63.6	63.9	64.3	-0.4	181	4.759	74,182
41	ATCSLGF	9.8	9.9	9.6	9.6	9.8	0.0	190	4.15	429,570
42	ATLASBANG	114.0	119.8	112.2	114.0	116.1	-2.1	85	1.619	14,191
43	AZIZPIPES	109.0	114.5	108.2	109.0	108.4	0.6	488	9.23	83,622
44	BANGAS	126.5	132.0	125.0	126.5	125.6	0.9	342	9.59	74,234
45	BANKASIA	20.6	20.7	20.5	20.6	20.5	0.1	25	0.92	44,693
46	BARKAPOWER	24.7	24.9	24.6	24.7	24.8	-0.1	363	9.658	389,970
47	BATASHOE	903.4	910.0	903.3	903.7	906.1	-2.7	81	1.875	2,073
48	BATBC	645.9	650.0	644.7	645.9	646.2	-0.3	2,037	96.198	148,785
49	BAYLEASING	31.6	32.3	31.5	31.6	31.9	-0.3	631	28.776	907,836
50	BBS	18.6	18.7	18.4	18.5	18.5	0.1	167	3.65	197,141

Price Matrix (19.01.2022)

#	TRADING CODE	LTP*	HIGH	LOW	CLOSEP*	YCP*	CHANGE	TRADE	VALUE (mn)	VOLUME
51	BBSCABLES	60.0	61.0	59.7	60.0	60.3	-0.3	986	34.398	569,257
52	BDAUTOCA	157.8	166.7	157.0	157.8	158.0	-0.2	606	13.728	84,976
53	BDCOM	24.4	24.7	24.3	24.4	24.5	-0.1	194	12.88	527,395
54	BDFINANCE	52.6	54.0	52.4	52.6	53.0	-0.4	528	23.70	450,302
55	BDLAMPS	225.1	230.0	224.0	225.1	222.9	2.2	963	33.74	149,003
56	BDSERVICE	0.0	0.0	0.0	5.2	5.2	--	0	0	0
57	BDTHAI	22.4	22.5	21.6	22.4	21.3	1.1	1,405	53.50	2,415,203
58	BDWELDING	17.2	17.5	17.1	17.2	17.2	0.0	86	1.35	78,228
59	BEACHHATCH	31.0	32.0	30.9	31.0	31.4	-0.4	443	11.919	379,005
60	BEACONPHAR	240.0	241.7	238.0	240.0	240.8	-0.8	337	32.71	136,391
61	BENGALWTL	22.9	23.4	22.8	22.9	23.2	-0.3	117	2.608	113,414
62	BERGERPBL	1,793.9	1,797.0	1,788.8	1,791.0	1,797.0	-3.1	84	2.02	1,126
63	BEXIMCO	151.7	152.7	144.0	151.7	144.1	7.6	11,270	1,773.61	11,856,036
64	BGIC	50.2	51.7	50.2	50.6	52.1	-1.9	351	13.32	262,284
65	BIFC	7.0	7.4	6.7	6.9	7.0	0.0	47	0.12	17,851
66	BNICL	122.0	124.6	122.0	122.4	123.5	-1.5	85	1.457	11,842
67	BPML	62.3	65.0	60.1	62.3	60.3	2.0	2,071	95.18	1,508,902
68	BPPL	36.9	37.4	36.8	36.9	36.8	0.1	699	19.74	533,095
69	BRACBANK	59.0	59.2	57.5	59.0	58.0	1.0	866	68.61	1,167,531
70	BSC	141.4	144.0	128.5	141.4	135.7	5.7	9,679	858.73	6,317,440
71	BSCCL	224.3	228.0	223.5	224.3	225.0	-0.7	1,141	90.00	399,736
72	BSRMLTD	111.0	113.3	110.4	111.0	112.8	-1.8	649	32.14	288,029
73	BSRMSTEEL	78.3	79.9	77.8	78.3	77.2	1.1	831	99.23	1,255,765
74	BXPHARMA	196.1	199.4	192.6	196.1	192.7	3.4	959	70.821	362,826
75	BXSYNTH	0.0	0.0	0.0	8.4	8.4	--	0	0.00	0
76	CAPMBDBLMF	10.3	10.4	10.1	10.1	10.3	0.0	63	0.99	97,451
77	CAPMIBLMF	15.9	16.2	15.8	15.9	16.0	-0.1	250	4.986	313,819
78	CENTRALINS	51.4	53.2	51.1	51.4	52.3	-0.9	328	23.818	457,417
79	CENTRALPHL	15.2	15.2	14.0	15.2	13.9	1.3	1,800	52.84	3,547,044
80	CITYBANK	27.5	27.8	27.4	27.5	27.8	-0.3	232	14.021	509,727
81	CITYGENINS	40.4	41.4	40.0	40.4	40.8	-0.4	501	15.812	392,030
82	CNATEX	8.4	8.5	8.4	8.4	8.4	0.0	163	7.292	863,352
83	CONFIDCEM	122.3	124.5	121.8	122.3	122.0	0.3	321	11.80	96,333
84	CONTININS	44.6	45.3	44.5	44.6	45.2	-0.6	451	12.813	286,344
85	COPPERTECH	44.8	45.4	41.9	44.8	42.2	2.6	1,596	132.285	3,006,634
86	CRYSTALINS	51.4	52.9	51.2	51.4	52.2	-0.8	365	8.336	161,591
87	CVOPRL	228.8	238.8	227.3	228.8	234.9	-6.1	2,169	95.31	411,618
88	DACCADYE	22.7	23.1	22.6	22.7	22.8	-0.1	718	24.295	1,064,218
89	DAFODILCOM	67.8	67.8	66.1	67.6	67.4	0.4	7	0.044	653
90	DBH	77.7	78.1	77.2	77.7	77.1	0.6	200	4.79	61,686
91	DBH1STMF	7.6	7.7	7.4	7.6	7.5	0.1	36	1.09	144,490
92	DELTALIFE	188.1	190.0	185.6	188.1	185.4	2.7	2,051	120.791	645,558
93	DELTASPINN	9.9	10.1	9.5	9.9	9.3	0.6	1,096	32.12	3,281,447
94	DESCO	41.0	41.4	39.2	41.0	40.0	1.0	549	19.20	471,672
95	DESHBANDHU	22.2	22.7	21.8	22.2	21.9	0.3	700	30.533	1,370,163
96	DGIC	37.8	38.6	37.8	38.0	38.3	-0.5	223	4.406	115,693
97	DHAKABANK	14.5	14.6	14.3	14.5	14.5	0.0	109	8.938	616,970
98	DHAKAINS	70.2	71.9	70.2	70.4	70.8	-0.6	290	8.72	123,287
99	DOMINAGE	25.6	26.3	25.5	25.6	26.1	-0.5	399	7.76	301,404
100	DOREENPWR	74.4	76.0	74.0	74.4	75.2	-0.8	887	46.131	617,573

Price Matrix (19.01.2022)

#	TRADING CODE	LTP*	HIGH	LOW	CLOSEP*	YCP*	CHANGE	TRADE	VALUE (mn)	VOLUME
101	DSHGARME	204.5	206.9	196.7	204.5	188.1	16.4	2,589	86.595	426,612
102	DSSL	17.6	17.9	17.6	17.6	17.7	-0.1	733	31.90	1,801,706
103	DULAMIACOT	49.0	49.0	48.5	48.7	49.5	-0.5	22	0.118	2,430
104	DUTCHBANGL	77.8	78.4	77.1	77.8	78.4	-0.6	718	35.126	451,983
105	EASTERNINS	101.4	104.8	101.0	101.4	102.6	-1.2	1,044	31.028	303,220
106	EASTLAND	37.2	37.6	36.7	36.8	37.2	0.0	418	19.694	532,948
107	EASTRNLUB	2,808.8	2,808.8	2,760.0	2,808.8	3,210.1	-401.3	649	57.34	20,418
108	EBL	38.5	38.6	38.3	38.5	38.5	0.0	81	8.971	233,009
109	EBL1STMF	7.5	7.7	7.5	7.5	7.6	-0.1	31	0.971	128,724
110	EBLNRBMF	6.2	6.3	6.2	6.2	6.2	0.0	35	0.843	135,867
111	ECABLES	140.9	144.3	140.0	140.9	139.6	1.3	136	3.305	23,422
112	EGEN	51.8	51.8	49.7	50.9	50.3	1.5	151	4.264	84,435
113	EHL	57.8	59.8	56.8	57.8	58.1	-0.3	718	48.80	842,735
114	EIL	33.2	33.7	33.1	33.2	33.5	-0.3	384	9.99	300,087
115	EMERALDOIL	37.6	38.0	37.5	37.6	37.3	0.3	301	8.789	233,478
116	ENVOYTEX	49.6	50.1	48.1	49.6	49.9	-0.3	66	0.747	15,036
117	EPGL	43.0	43.4	42.9	43.0	42.8	0.2	307	7.57	175,545
118	ESQUIRENIT	38.0	38.8	37.4	38.0	37.8	0.2	397	13.364	351,976
119	ETL	10.7	10.8	10.5	10.7	10.5	0.2	257	6.406	598,963
120	EXIM1STMF	6.5	6.5	6.4	6.5	6.4	0.1	67	2.926	453,513
121	EXIMBANK	12.8	12.8	12.6	12.8	12.7	0.1	168	5.956	466,952
122	FAMILYTEX	4.7	4.8	4.7	4.7	4.8	-0.1	219	3.086	649,997
123	FARCHEM	12.4	12.5	12.0	12.4	12.0	0.4	604	15.565	1,265,307
124	FAREASTFIN	5.9	6.1	5.9	5.9	5.8	0.1	36	0.54	91,249
125	FAREASTLIF	112.3	119.0	109.5	112.3	114.4	-2.1	2,849	300.853	2,630,261
126	FASFIN	6.8	7.1	6.8	6.8	7.0	-0.2	258	8.45	1,229,568
127	FBFIF	5.4	5.5	5.4	5.4	5.4	0.0	115	6.87	1,269,765
128	FEDERALINS	34.7	35.4	34.6	34.7	34.8	-0.1	237	4.38	126,251
129	FEKDIL	17.5	17.7	17.4	17.5	17.4	0.1	188	7.55	429,993
130	FINEFOODS	51.4	52.4	50.8	51.4	50.7	0.7	313	7.45	144,405
131	FIRSTFIN	6.4	6.6	6.3	6.4	6.5	-0.1	69	0.73	113,195
132	FIRSTSBANK	12.8	13.0	12.7	12.8	12.8	0.0	608	47.64	3,714,667
133	FORTUNE	130.3	135.6	126.9	130.3	130.1	0.2	4,872	1,719.73	12,918,296
134	FUWANGCER	19.3	19.8	18.8	19.3	18.8	0.5	1,196	44.80	2,329,690
135	FUWANGFOOD	23.3	23.7	21.5	23.3	21.9	1.4	4,245	270.12	11,860,877
136	GBBPOWER	36.1	36.4	35.5	36.1	36.3	-0.2	377	18.272	506,375
137	GEMINISEA	339.4	359.0	336.2	339.4	347.7	-8.3	1,206	40.982	119,520
138	GENEXIL	152.3	155.4	150.8	152.3	153.6	-1.3	782	58.619	383,128
139	GENNEXT	6.0	6.1	5.9	6.0	5.9	0.1	211	4.944	822,022
140	GHAIL	17.9	18.2	17.5	17.9	17.6	0.3	447	12.26	687,155
141	GHCL	36.7	36.7	33.4	36.7	33.4	3.3	309	6.79	190,546
142	GLOBALINS	49.3	50.8	49.1	49.3	50.5	-1.2	603	20.062	402,377
143	GOLDENSON	20.2	20.9	20.1	20.2	20.5	-0.3	1,253	67.85	3,314,686
144	GP	359.3	359.5	358.6	359.0	358.6	0.7	334	18.204	50,696
145	GPHISPAT	61.5	63.0	61.2	61.5	62.4	-0.9	3,965	397.6	6,438,091
146	GQBALLPEN	112.5	117.0	112.0	112.5	110.5	2.0	507	9.747	85,547
147	GRAMEENS2	16.2	16.3	16.1	16.2	16.2	0.0	62	2.378	147,000
148	GREENDELMF	7.7	7.7	7.6	7.6	7.6	0.1	50	1.316	172,954
149	GREENDELT	98.0	102.0	96.6	97.2	99.1	-1.1	553	26.711	269,990
150	GSPFINANCE	28.8	29.3	28.7	28.8	29.2	-0.4	1,605	167.253	5,786,144

Price Matrix (19.01.2022)

#	TRADING CODE	LTP*	HIGH	LOW	CLOSEP*	YCP*	CHANGE	TRADE	VALUE (mn)	VOLUME
151	HAKKANIPUL	61.0	62.4	60.3	61.0	61.0	0.0	422	9.37	152,527
152	HEIDELBCEM	287.7	289.9	287.0	287.7	287.7	0.0	76	1.081	3,754
153	HFL	25.8	26.8	25.2	25.8	24.8	1.0	1,245	58.334	2,248,380
154	HRTEX	60.3	61.8	57.5	60.3	58.0	2.3	612	22.112	369,226
155	HWAWELLTEX	46.6	46.6	46.0	46.3	46.1	0.5	19	0.421	9,103
156	IBNSINA	289.6	294.0	280.0	289.6	282.2	7.4	227	16.51	57,578
157	IBP	19.6	20.0	19.4	19.6	19.4	0.2	786	27.215	1,387,493
158	ICB	128.5	132.6	128.2	128.5	128.2	0.3	359	11.694	90,392
159	ICB3RDNRB	7.2	7.2	6.5	7.2	7.1	0.1	153	5.326	752,826
160	ICBAGRANI1	9.0	9.3	9.0	9.2	8.9	0.1	16	0.44	47,626
161	ICBAMCL2ND	8.8	9.1	8.8	8.8	9.1	-0.3	147	2.995	335,765
162	ICBEPMF1S1	7.7	7.9	7.7	7.8	8.0	-0.3	41	2.592	331,517
163	ICBIBANK	5.0	5.1	5.0	5.0	5.0	0.0	112	1.951	389,892
164	ICBSONALI1	8.1	8.2	7.9	8.0	8.1	0.0	15	0.14	17,461
165	IDLC	61.0	61.8	60.3	61.0	60.9	0.1	232	9.086	149,268
166	IFADAUTOS	50.5	51.3	50.2	50.5	51.1	-0.6	577	17.127	337,768
167	IFIC	17.6	17.7	17.4	17.6	17.5	0.1	1,046	91.036	5,188,914
168	IFIC1STMF	5.6	5.8	5.6	5.7	5.7	-0.1	42	1.189	209,620
169	IFILISLMF1	7.0	7.0	6.8	7.0	6.9	0.1	71	2.25	323,626
170	ILFSL	6.6	6.8	6.5	6.6	6.7	-0.1	159	2.648	400,506
171	IMAMBUTTON	25.1	25.9	24.5	25.2	24.8	0.3	51	0.375	14,869
172	INDEXAGRO	126.2	126.7	124.9	126.2	125.0	1.2	790	31.919	254,250
173	INTECH	28.5	29.4	28.2	28.5	29.0	-0.5	506	10.31	360,915
174	INTRACO	21.4	21.5	20.9	21.4	21.3	0.1	347	14.665	690,433
175	IPDC	39.1	39.3	38.5	39.1	39.1	0.0	226	16.311	417,331
176	ISLAMIBANK	32.0	32.2	32.0	32.0	32.0	0.0	139	6.102	190,641
177	ISLAMICFIN	26.4	26.6	26.3	26.4	26.5	-0.1	351	17.666	669,558
178	ISLAMIINS	62.4	63.9	62.0	62.4	62.8	-0.4	399	14.19	227,027
179	ISNLTD	44.0	45.0	43.3	44.0	44.1	-0.1	199	5.579	126,137
180	ITC	34.2	35.1	34.0	34.2	34.9	-0.7	276	5.39	157,251
181	JAMUNABANK	23.4	23.7	23.3	23.4	23.7	-0.3	122	4.097	174,550
182	JAMUNAOIL	182.8	184.9	182.0	182.8	182.1	0.7	344	17.37	94,709
183	JANATAINS	45.1	45.9	44.7	44.9	45.6	-0.5	236	5.69	125,617
184	JMISMDL	348.3	349.9	341.0	348.3	340.0	8.3	376	10.53	30,329
185	JUTESPINN	125.0	125.0	118.4	121.3	122.1	2.9	15	0.18	1,513
186	KARNAPHULI	40.5	41.2	40.4	40.5	40.9	-0.4	349	8.51	209,437
187	KAY&QUE	284.7	290.0	277.4	284.7	276.5	8.2	237	16.982	59,542
188	KBPPWBIL	13.0	13.1	12.6	13.0	12.6	0.4	304	8.81	685,387
189	KDSALTD	66.4	66.9	64.4	66.4	64.4	2.0	1,059	45.92	699,218
190	KEYACOSMET	7.0	7.1	6.9	7.0	7.0	0.0	573	17.355	2,480,391
191	KOHINOOR	407.4	411.9	406.4	407.4	406.4	1.0	236	3.686	9,013
192	KPCL	31.2	31.8	31.1	31.2	31.6	-0.4	340	8.08	257,994
193	KPPL	10.7	10.7	10.3	10.7	10.3	0.4	223	4.511	429,440
194	KTL	34.0	35.6	34.0	35.2	34.9	-0.9	844	104.436	2,966,540
195	LANKABAFIN	38.9	39.3	38.7	38.9	39.2	-0.3	902	65.311	1,677,834
196	LEGACYFOOT	67.9	68.6	66.6	67.9	66.2	1.7	308	6.203	91,330
197	LHBL	78.9	80.3	78.5	78.9	79.6	-0.7	2,962	199.65	2,518,408
198	LIBRAINFU	1,087.5	1,109.0	1,050.0	1,087.5	1,058.3	29.2	747	34.36	31,574
199	LINDEBD	1,768.8	1,778.0	1,737.2	1,768.8	1,737.1	31.7	1,615	92.561	52,490
200	LOVELLO	45.4	47.8	44.9	45.4	45.7	-0.3	2,648	116.603	2,521,454

Price Matrix (19.01.2022)

#	TRADING CODE	LTP*	HIGH	LOW	CLOSEP*	YCP*	CHANGE	TRADE	VALUE (mn)	VOLUME
201	LRBDL	40.8	41.8	40.7	40.8	40.7	0.1	352	9.422	229,387
202	LRGLOBMF1	7.0	7.0	6.9	7.0	7.0	0.0	78	6.324	903,828
203	MAKSONSPIN	28.4	29.0	28.1	28.4	28.2	0.2	1,281	116.156	4,078,207
204	MALEKSPIN	30.6	31.5	30.1	30.6	30.4	0.2	997	56.869	1,851,870
205	MARICO	2,339.2	2,347.0	2,334.0	2,339.2	2,336.9	2.3	118	4.222	1,804
206	MATINSPINN	67.4	70.3	66.0	67.4	65.5	1.9	1,598	101.152	1,485,802
207	MBL1STMF	8.0	8.1	8.0	8.0	8.0	0.0	12	0.358	44,663
208	MEGCONMILK	14.7	14.9	14.6	14.7	14.9	-0.2	60	0.441	29,954
209	MEGHNACEM	77.1	79.0	76.0	77.1	78.0	-0.9	109	1.436	18,475
210	MEGHNALIFE	84.2	88.0	84.1	84.2	86.5	-2.3	645	26.116	305,544
211	MEGHNAPET	19.7	20.1	19.7	20.0	19.5	0.2	26	0.20	9,966
212	MERCANBANK	17.4	17.5	17.2	17.4	17.3	0.1	494	29.60	1,699,819
213	MERCINS	48.0	48.3	47.3	48.0	48.2	-0.2	91	6.49	135,369
214	METROSPIN	27.8	28.7	27.1	27.8	28.1	-0.3	1,246	57.965	2,080,258
215	MHSML	30.8	34.2	30.3	30.8	31.5	-0.7	2,202	134.728	4,144,320
216	MICEMENT	66.7	69.6	66.2	67.2	68.7	-2.0	56	0.82	12,114
217	MIDASFIN	16.8	17.0	16.7	16.8	16.8	0.0	130	2.15	128,134
218	MIRACLEIND	29.4	30.1	29.2	29.4	29.6	-0.2	419	9.275	314,177
219	MIRAKHTER	64.0	65.0	63.8	64.0	64.5	-0.5	686	24.508	381,512
220	MITHUNKNIT	14.1	14.3	13.3	14.1	13.7	0.4	76	0.883	63,369
221	MJLBD	94.6	95.0	93.8	94.6	94.2	0.4	190	7.05	74,618
222	MLDYEING	24.1	24.4	24.0	24.1	24.2	-0.1	775	35.435	1,467,608
223	MONNOAGML	592.8	620.0	587.2	592.8	587.1	5.7	552	10	16,612
224	MONNOCERA	117.3	118.9	115.7	117.3	115.7	1.6	534	13.467	114,832
225	MONNOFABR	25.6	25.8	23.8	25.6	23.8	1.8	674	16.113	648,024
226	MONOSPOOL	188.1	191.9	186.9	188.1	186.9	1.2	348	5.624	29,742
227	MPETROLEUM	210.2	211.8	206.5	210.2	206.6	3.6	536	50.03	238,159
228	MTB	19.3	19.4	19.2	19.3	19.4	-0.1	41	0.887	45,842
229	NAHEEACP	45.6	46.4	43.5	45.6	44.6	1.0	396	26.022	575,721
230	NATLIFEINS	224.6	226.7	217.0	224.6	222.5	2.1	70	2.218	9,882
231	NAVANACNG	31.0	31.5	30.9	31.0	31.4	-0.4	75	0.767	24,679
232	NBL	7.4	7.6	7.4	7.4	7.5	-0.1	549	20.559	2,750,163
233	NCCBANK	15.4	15.5	15.2	15.4	15.2	0.2	119	8.416	547,972
234	NCCBLMF1	8.8	8.8	8.7	8.8	8.7	0.1	6	0.096	10,935
235	NEWLINE	38.7	39.6	37.3	38.5	38.4	0.3	133	38.736	1,024,546
236	NFML	20.3	20.4	20.0	20.3	20.1	0.2	357	10.375	513,912
237	NHFIL	57.1	58.5	56.9	57.1	57.8	-0.7	1,208	52.336	911,452
238	NITOLINS	59.1	60.5	58.8	59.1	60.2	-1.1	278	15.634	263,541
239	NLI1STMF	14.0	14.2	14.0	14.0	14.1	-0.1	22	1.859	132,555
240	NORTHERN	271.0	277.0	270.0	271.0	270.9	0.1	174	4.162	15,220
241	NORTHRNINS	52.2	54.0	52.0	52.2	52.3	-0.1	78	1.985	37,958
242	NPOLYMER	54.2	54.5	53.8	54.1	54.2	0.0	314	10.34	190,867
243	NRBCBANK	27.6	28.5	27.4	27.6	28.0	-0.4	1,203	72.37	2,606,848
244	NTC	702.6	725.0	701.2	702.4	714.7	-12.1	380	12.011	16,973
245	NLTUBES	92.0	93.9	91.6	92.0	91.4	0.6	522	11.975	129,821
246	NURANI	7.3	7.5	7.2	7.3	7.3	0.0	163	2.789	378,356
247	OAL	12.5	12.7	11.9	12.5	12.0	0.5	833	30.469	2,460,205
248	OIMEX	18.7	18.8	18.5	18.7	18.7	0.0	112	1.859	99,304
249	OLYMPIC	166.0	171.0	165.2	166.0	168.1	-2.1	832	95.848	573,626
250	ONEBANKLTD	13.7	13.9	13.6	13.7	13.8	-0.1	1,108	68.466	4,991,073

Price Matrix (19.01.2022)

#	TRADING CODE	LTP*	HIGH	LOW	CLOSEP*	YCP*	CHANGE	TRADE	VALUE (mn)	VOLUME
251	ORIONINFU	111.0	117.0	108.0	111.0	107.9	3.1	3,378	288.525	2,542,203
252	ORIONPHARM	105.1	107.7	104.4	105.1	105.0	0.1	3,502	323.934	3,053,724
253	PADMALIFE	49.8	52.5	49.5	49.8	52.0	-2.2	1,207	57.526	1,135,360
254	PADMAOIL	223.0	224.9	221.1	223.0	223.5	-0.5	346	18.321	81,956
255	PAPERPROC	243.2	249.8	237.0	243.2	244.6	-1.4	720	15.527	63,972
256	PARAMOUNT	72.3	73.0	72.1	72.3	72.2	0.1	215	6.063	83,701
257	PDL	12.9	13.0	12.5	12.9	12.5	0.4	845	34.445	2,705,466
258	PENINSULA	42.3	43.2	41.5	42.3	42.0	0.3	951	56.533	1,331,487
259	PEOPLESINS	55.8	57.4	55.5	55.8	57.1	-1.3	614	23.709	420,935
260	PF1STMF	8.7	8.8	8.6	8.7	8.6	0.1	143	5.9	678,462
261	PHARMAID	769.6	781.0	733.0	769.6	728.6	41.0	2,620	164.653	215,074
262	PHENIXINS	55.0	56.3	54.0	55.0	55.9	-0.9	187	9.09	163,963
263	PHOENIXFIN	24.6	25.6	24.6	24.8	25.2	-0.6	152	7.63	307,172
264	PHPMF1	5.6	5.7	5.5	5.6	5.5	0.1	76	2.352	421,672
265	PIONEERINS	110.6	113.0	109.9	110.6	110.5	0.1	314	13.334	120,531
266	PLFSL	0.0	0.0	0.0	3.0	3.0	--	0	0	0
267	POPULAR1MF	5.6	5.7	5.5	5.6	5.6	0.0	25	2.713	484,554
268	POPULARLIF	90.7	93.8	90.1	90.7	92.4	-1.7	805	33.993	371,002
269	POWERGRID	72.2	74.0	70.9	72.2	71.4	0.8	3,519	295.223	4,089,282
270	PRAGATIINS	87.5	90.0	86.5	87.5	89.1	-1.6	123	4.12	46,737
271	PRAGATILIF	100.9	105.0	99.0	100.9	102.9	-2.0	351	13.158	128,751
272	PREMIERBAN	15.0	15.1	14.9	15.0	14.9	0.1	495	11.751	784,698
273	PREMIERCEM	66.3	67.3	65.8	66.4	67.2	-0.9	129	5.572	83,888
274	PREMIERLEA	7.9	8.0	7.8	7.9	7.9	0.0	135	2.145	271,785
275	PRIME1ICBA	7.7	7.7	7.5	7.6	7.7	0.0	16	0.271	35,500
276	PRIMEBANK	21.7	21.8	21.5	21.6	21.6	0.1	128	7.449	344,476
277	PRIMEFIN	15.6	16.0	15.6	15.6	15.7	-0.1	316	9.326	594,745
278	PRIMEINSUR	79.2	80.0	78.0	78.3	79.1	0.1	246	12.145	153,903
279	PRIMELIFE	85.3	92.7	82.0	85.3	89.2	-3.9	1,336	58.291	661,784
280	PRIMETEX	24.4	24.7	23.8	24.4	23.7	0.7	476	13.068	536,425
281	PROGRESLIF	106.9	111.3	106.1	106.9	109.5	-2.6	541	22.196	204,390
282	PROVATIINS	119.4	121.9	116.0	119.4	118.6	0.8	216	4.718	39,569
283	PTL	102.8	105.4	102.1	102.8	103.1	-0.3	2,401	299.159	2,882,210
284	PUBALIBANK	27.7	27.7	27.3	27.4	27.4	0.3	67	1.115	40,613
285	PURABIGEN	38.2	39.3	38.1	38.2	38.6	-0.4	325	6.327	164,814
286	QUASEMIND	50.3	50.8	50.1	50.3	50.7	-0.4	194	3.312	65,786
287	QUEENSOUTH	25.8	25.9	25.2	25.8	25.4	0.4	432	15.23	594,136
288	RAHIMAFOOD	351.8	359.0	345.0	351.8	338.4	13.4	2,422	110.447	312,688
289	RAHIMTEXT	270.0	274.5	269.8	270.0	267.2	2.8	63	1.893	6,968
290	RAKCEMERIC	54.5	56.4	54.0	54.5	55.6	-1.1	3,126	203.252	3,683,913
291	RANFOUNDRY	218.6	231.7	216.2	218.6	224.4	-5.8	1,093	48.215	216,860
292	RDFOOD	57.9	58.9	56.3	57.9	56.1	1.8	1,061	105.95	1,819,683
293	RECKITTEN	5,797.5	5,844.0	5,781.0	5,797.5	5,827.6	-30.1	210	6.62	1,139
294	REGENTTEX	10.3	10.4	10.1	10.3	10.1	0.2	179	5.048	492,425
295	RELIANCE1	11.3	11.5	11.2	11.2	11.4	-0.1	69	2.314	205,654
296	RELIANCINS	83.7	86.4	83.1	83.7	85.0	-1.3	201	6.212	73,866
297	RENATA	1,312.2	1,318.9	1,306.1	1,312.5	1,315.1	-2.9	248	13.376	10,216
298	RENWICKJA	1,081.1	1,160.0	1,078.7	1,081.1	1,149.1	-68.0	187	3.26	2,983
299	REPUBLIC	48.7	50.0	48.2	48.7	49.2	-0.5	357	10.12	206,924
300	RINGSHINE	10.5	10.6	10.3	10.5	10.3	0.2	713	29.025	2,767,752

Price Matrix (19.01.2022)

#	TRADING CODE	LTP*	HIGH	LOW	CLOSEP*	YCP*	CHANGE	TRADE	VALUE (mn)	VOLUME
301	RNSPIN	6.6	6.7	6.6	6.6	6.6	0.0	223	2.698	407,193
302	ROBI	39.2	39.9	39.1	39.2	39.7	-0.5	2,133	77.386	1,965,049
303	RSRMSTEEL	23.9	23.9	23.4	23.8	23.5	0.4	248	8.187	345,495
304	RUNNERAUTO	54.5	55.2	53.8	54.1	54.9	-0.4	158	3.802	70,115
305	RUPALIBANK	33.5	34.0	33.4	33.5	33.5	0.0	170	9.61	286,371
306	RUPALIINS	42.6	43.6	42.5	42.6	42.9	-0.3	425	12.808	298,849
307	RUPALILIFE	74.5	78.7	74.0	74.5	75.6	-1.1	1,036	59.39	778,261
308	SAFKOSPINN	26.9	27.8	26.2	26.9	26.2	0.7	1,127	48.871	1,814,480
309	SAIFPOWER	46.2	47.3	44.7	46.2	45.8	0.4	4,702	644.525	14,085,688
310	SAIHAMCOT	16.6	16.7	16.4	16.6	16.4	0.2	286	10.29	620,319
311	SAIHAMTEX	22.9	23.0	22.5	22.9	22.4	0.5	290	10.763	471,791
312	SALAMCRST	28.6	29.2	28.4	28.6	28.4	0.2	107	1.479	51,297
313	SALVOCHEM	52.8	53.6	51.8	52.8	52.4	0.4	1,003	38.202	728,085
314	SAMATALETH	82.5	84.4	81.0	82.5	80.6	1.9	356	6.535	78,278
315	SAMORITA	122.0	128.9	119.4	122.0	127.9	-5.9	1,745	67.467	546,415
316	SANDHANINS	37.1	39.3	37.0	37.1	38.1	-1.0	591	24.051	632,068
317	SAPORTL	27.2	27.4	27.0	27.2	27.2	0.0	233	6.444	237,579
318	SAVAREFR	195.0	195.0	192.8	194.6	188.9	6.1	35	0.304	1,566
319	SBACBANK	16.0	16.4	15.9	16.0	16.1	-0.1	633	13.718	854,795
320	SEAPEARL	45.6	46.5	44.6	45.6	44.6	1.0	801	31.705	695,742
321	SEBL1STMF	0.0	0.0	0.0	13.1	13.1	--	0	0	0
322	SEMLFBSLGF	8.5	8.6	8.4	8.5	8.4	0.1	74	1.772	209,745
323	SEMLIBLSF	9.3	9.4	9.2	9.3	9.3	0.0	82	2.927	314,994
324	SEMILLECMF	9.3	9.6	9.2	9.3	9.5	-0.2	188	5.54	593,488
325	SHAHJABANK	22.4	22.6	22.3	22.4	22.5	-0.1	50	1.671	74,478
326	SHASHADNIM	27.4	27.8	26.7	27.4	26.2	1.2	376	13.433	493,055
327	SHEPHERD	31.8	31.9	29.5	31.8	29.5	2.3	991	71.574	2,310,545
328	SHURWID	20.4	21.4	20.2	20.4	20.9	-0.5	746	31.63	1,524,052
329	SHYAMPSUG	80.0	82.8	79.6	80.0	80.1	-0.1	86	1.998	24,870
330	SIBL	18.1	19.0	17.8	18.1	18.3	-0.2	1,793	173.493	9,385,040
331	SILCOPHL	25.6	25.7	25.1	25.6	25.4	0.2	293	9.365	368,205
332	SILVAPHL	19.5	19.7	19.3	19.5	19.4	0.1	257	7.518	385,746
333	SIMTEX	19.2	19.5	18.9	19.2	18.8	0.4	575	20.834	1,086,841
334	SINGERBD	178.0	178.7	176.0	177.4	177.7	0.3	278	15.4	86,695
335	SINOBANGLA	57.6	58.0	54.3	57.6	54.0	3.6	706	24.515	436,293
336	SKICL	74.5	75.8	74.4	74.5	75.2	-0.7	1,748	35.695	477,027
337	SKTRIMS	30.3	30.9	30.1	30.3	30.4	-0.1	341	7.081	232,504
338	SONALIANS	470.7	477.9	465.3	470.7	469.9	0.8	356	6.947	14,682
339	SONALILIFE	70.3	73.5	70.1	70.3	72.0	-1.7	1,261	53.243	747,507
340	SONALIPAPR	711.8	734.0	704.0	711.8	725.1	-13.3	2,054	110.922	155,636
341	SONARBAINS	70.2	71.7	69.0	70.2	71.1	-0.9	632	22.371	318,537
342	SONARGAON	19.5	19.8	18.4	19.5	18.1	1.4	618	11.823	614,670
343	SOUTHEASTB	15.7	15.8	15.5	15.7	15.6	0.1	194	9.676	618,954
344	SPCERAMICS	30.4	30.7	29.3	30.4	29.2	1.2	772	29.312	970,162
345	SPCL	91.1	93.6	90.7	91.1	93.3	-2.2	974	49.942	542,737
346	SQUARETEXT	64.5	66.7	62.9	64.5	63.8	0.7	1,272	85.698	1,324,416
347	SQURPHARMA	221.2	221.6	220.0	221.2	220.5	0.7	699	29.129	132,014
348	SSSTEEL	20.9	21.7	20.7	20.9	20.5	0.4	2,898	125.859	5,953,000
349	STANCERAM	166.0	171.0	164.0	166.0	163.4	2.6	207	4.137	24,791
350	STANDARINS	72.0	75.4	71.2	72.0	73.9	-1.9	382	13.472	186,464

Price Matrix (19.01.2022)										
#	TRADING CODE	LTP*	HIGH	LOW	CLOSEP*	YCP*	CHANGE	TRADE	VALUE (mn)	VOLUME
351	STANDBANKL	10.4	10.6	10.4	10.4	10.5	-0.1	183	7.8	746,202
352	STYLECRAFT	118.2	120.9	117.1	118.2	116.9	1.3	468	7.135	59,747
353	SUMITPOWER	39.5	40.0	39.1	39.2	39.7	-0.2	908	31.028	785,728
354	SUNLIFEINS	39.7	41.8	39.0	39.7	40.7	-1.0	228	3.958	98,843
355	TAKAFULINS	56.4	57.2	55.6	56.4	56.0	0.4	206	6.501	114,557
356	TALLUSPIN	14.3	14.5	13.3	14.3	13.3	1.0	1,199	31.004	2,203,086
357	TAMIJTEX	187.8	195.0	185.2	187.8	187.4	0.4	193	2.761	14,731
358	TITASGAS	45.6	46.0	43.7	45.6	44.1	1.5	2,372	128.054	2,857,363
359	TOSRIFA	18.3	18.8	18.1	18.3	18.0	0.3	310	11.535	625,056
360	TRUSTB1MF	5.9	6.0	5.9	5.9	5.9	0.0	61	2.302	388,240
361	TRUSTBANK	33.9	34.4	33.3	33.9	34.5	-0.6	41	1.193	35,342
362	TUNGHAI	6.8	7.0	6.7	6.8	6.8	0.0	60	1.109	162,774
363	UCB	16.3	16.5	16.2	16.4	16.2	0.1	107	2.605	159,807
364	UNILEVERCL	3,068.5	3,084.0	3,016.8	3,068.5	3,016.7	51.8	158	3.033	993
365	UNIONCAP	9.7	9.7	9.6	9.7	9.7	0.0	177	6.329	656,429
366	UNIONINS	14.6	14.6	14.6	14.6	13.3	1.3	27	0.01	711
367	UNIQUEHRL	59.1	59.8	57.0	59.1	57.5	1.6	828	47.991	818,297
368	UNITEDFIN	22.0	22.4	21.7	21.8	22.0	0.0	341	12.362	566,673
369	UNITEDINS	62.2	63.2	62.1	62.2	62.4	-0.2	76	1.384	22,202
370	UPGDCL	256.3	260.2	256.0	256.3	258.2	-1.9	433	13.685	53,172
371	USMANIAGL	61.0	64.6	61.0	61.6	62.6	-1.6	69	0.659	10,600
372	UTTARABANK	26.2	26.4	26.1	26.2	26.3	-0.1	141	7.334	279,658
373	UTTARAFIN	41.8	42.5	41.0	41.3	42.2	-0.4	93	1.976	47,571
374	VAMLBDMF1	7.9	7.9	7.7	7.7	7.7	0.2	47	1.351	173,896
375	VAMLRBBF	8.8	8.9	8.7	8.7	8.8	0.0	31	0.425	48,661
376	VFSTDL	22.1	22.5	21.6	22.1	21.7	0.4	615	33.604	1,523,772
377	WALTONHIL	1,132.7	1,141.9	1,132.2	1,132.7	1,134.9	-2.2	551	16.795	14,799
378	WATACHEM	295.0	302.9	293.6	295.0	295.8	-0.8	457	14.984	50,416
379	WMSHIPYARD	13.5	13.9	13.4	13.5	13.7	-0.2	922	26.123	1,919,245
380	YPL	13.5	13.9	13.3	13.5	13.7	-0.2	326	6.629	486,376
381	ZAHEENSPIN	9.1	9.2	8.9	9.1	8.9	0.2	192	3.915	428,907
382	ZAHINTEX	7.9	8.0	7.8	7.9	7.9	0.0	100	1.373	175,072
383	ZEALBANGLA	115	121.3	114	115	118.7	-3.7	73	0.786	6,695

Sources: <https://www.dsebd.org/>

UFCML Research Team

Contact:

Rishad Reza Nur

Analyst

Mob: 01715551555

Email: rishad_reza@outlook.com

UTTARA FINANCE CAPITAL MANAGEMENT LIMITED

Jibon Bima Tower (6th Floor)

10 Dilkusha C/A

Dhaka-1000, Bangladesh.