


Market Overview:

Indices	TV	YV	Changes	% Ch
DSE X Index	7016.7594	6997.6036	19.15578	0.2737%
DSE S Index	1503.9928	1497.4912	6.50159	0.4342%
DS30 Index	2592.7709	2588.5682	4.20262	0.1624%

The DSEX closed at 7016.75 points surged by 19.15 points. The DSES closed at 1503.99 surged by 6.50 points. The DS30 closed at 2592.77 surged by 4.20 points.

Trade Overview:

Total Trade	Total Volume	Total Value In core	Total Market Cap In core	Turnover Velocity percentage
229,257	289,486,705	1,266.8797	562,042.1736	52.29%

Total turnover was worth BDT 1266.87 crores. Prices of only 204 issues were increased whereas that of 126 issues were declined and the price of the rests were remained unchanged. The turnover velocity remained to 52.29%.

Daily Market Update

February 2, 2022

DAILY MARKET ANALYSIS
GRAPHS OF MAJOR INDICES
Analysis of Market Index (DSEX):

The DSE bourse witnessed a bullish run riding on engineering sector. The bourse finally ended up with a winning streak with 71.31 points higher than the previous day with an average trade volume & turnover.

Sector Analysis:

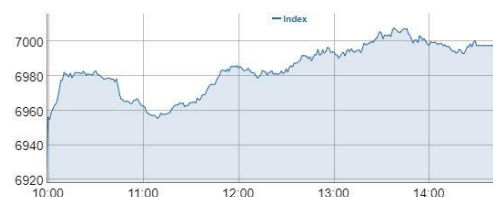
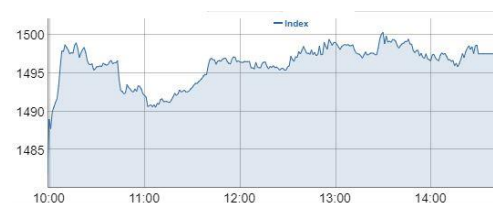
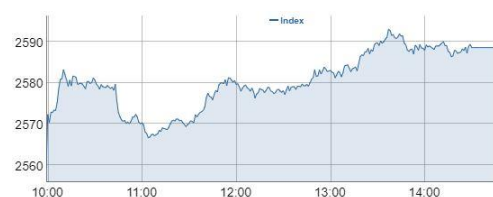
Miscellaneous	1,699,278,304	13.41%
Engineering	1,689,934,106	13.34%
Pharmaceutical	1,571,803,060	12.41%

Miscellaneous sector topped the chart with a total trade value of Tk. 169.92 crores which was 13.41% of the total value. **Engineering** ranked second and **Pharmaceutical & Chemical** ranked third with total trade value of Tk. 168.99 crores (13.34%) and Tk. 157.18 crores (12.41%) respectively.

Company Analysis:

Top Three Stocks (by Value)						
Trading Codes	YCP	CloseP	Changes	Trade	Value (mn)	Volume
BEXIMCO	150.7	150.6	(0.1)	5,443	972.886	6,440,690
BSC	137.9	135.9	(2.0)	5,955	585.438	4,228,233
FORTUNE	111.1	117.8	6.7	2,290	374.352	3,193,769

BEXIMCO topped the total value chart with a close price of Tk. 150.6, price change of Tk. (0.1) with a trade value of 97.28 crores followed by **BSC** Tk. 135.9 Tk. (2.0), (58.54 crores) and **BSC** Tk. 117.8, (6.7), (37.43 crores).

DSEX

DSES

DS30

CDSET


Top Twenty Shares by Value

TRADING CODE	LTP*	HIGH	LOW	YCP*	CLOSEP*	TRADE VALUE (mn)	VOLUME	
BEXIMCO	150.6	153.4	147.9	150.7	150.6	5,443	972.89	6,440,690
BSC	135.9	142.5	135.4	137.9	135.9	5,955	585.44	4,228,233
FORTUNE	117.8	118.1	112.8	111.1	117.8	2,290	374.35	3,193,769
ORIONPHARM	105.7	110.6	105.1	108.4	105.7	3,114	364.355	3,378,579
BBS	27.7	30.1	27.2	28.8	27.7	5,317	295.257	10,329,705
RAKCERAMIC	58.9	63.3	58.6	61.2	58.9	3,642	283.72	4,673,273
NPOLYMER	64	64.8	61.7	63.1	64	3,046	265.566	4,179,267
LHBL	79.8	82	79.6	80.7	79.8	3,472	260.697	3,226,319
UNIONBANK	12.8	13.1	12.7	13.1	12.8	10,861	248.396	19,290,223
QUEENSOUTH	35.2	35.8	33.8	34.3	35.2	1,734	213.51	6,105,637
RUPALILIFE	79.2	79.2	72	72	79.2	2,076	206.13	2,654,101
SQURPHARMA	227.3	228.9	224.9	224.7	227.3	2,198	205.878	905,379
SAIFPOWER	44	45.2	43.9	44.4	44	1,824	204.263	4,588,704
POWERGRID	69.9	72.8	69.7	69.8	69.9	2,049	196.883	2,775,606
FAREASTLIF	113.7	117	112	113.1	113.7	2,447	189.621	1,656,922
FUWANGFOOD	23.1	24	22.4	22.3	23.1	3,024	180.885	7,772,232
ACMEPL	34.5	35.4	32.7	32.2	34.5	7,444	174.662	5,023,213
ASIAINS	104.9	105.7	101.9	102	104.9	3,193	169.756	1,638,304
NRBCBANK	25.8	26.4	25.6	26.2	25.8	1,783	141.224	5,443,736
AGNISYSL	26.9	28.4	26.6	27.8	26.9	1,547	140.794	5,128,089

Top Twenty Shares by Volume

TRADING CODE	LTP*	HIGH	LOW	YCP*	CLOSEP*	TRADE VALUE (mn)	VOLUME	
UNIONBANK	12.8	13.1	12.7	13.1	12.8	10,861	248.396	19,290,223
RINGSHINE	10.9	11	10.4	10.1	10.9	2,515	120.504	11,128,410
BBS	27.7	30.1	27.2	28.8	27.7	5,317	295.257	10,329,705
FUWANGFOOD	23.1	24	22.4	22.3	23.1	3,024	180.89	7,772,232
OAL	13.7	13.7	12.6	12.5	13.7	2,204	89.287	6,706,429
BEXIMCO	150.6	153.4	147.9	150.7	150.6	5,443	972.886	6,440,690
QUEENSOUTH	35.2	35.8	33.8	34.3	35.2	1,734	213.51	6,105,637
APOLOISPAT	9.4	9.7	9	9	9.4	1,400	53.018	5,603,356
NRBCBANK	25.8	26.4	25.6	26.2	25.8	1,783	141.224	5,443,736
AGNISYSL	26.9	28.4	26.6	27.8	26.9	1,547	140.794	5,128,089
ACMEPL	34.5	35.4	32.7	32.2	34.5	7,444	174.662	5,023,213
RAKCERAMIC	58.9	63.3	58.6	61.2	58.9	3,642	283.72	4,673,273
SAIFPOWER	44	45.2	43.9	44.4	44	1,824	204.26	4,588,704
BSC	135.9	142.5	135.4	137.9	135.9	5,955	585.438	4,228,233
NPOLYMER	64	64.8	61.7	63.1	64	3,046	265.566	4,179,267
ORIONPHARM	105.7	110.6	105.1	108.4	105.7	3,114	364.355	3,378,579
MAKSONSPIN	27.3	28.1	27.2	27.6	27.3	1,291	89.964	3,271,200
LHBL	79.8	82	79.6	80.7	79.8	3,472	260.697	3,226,319
FORTUNE	117.8	118.1	112.8	111.1	117.8	2,290	374.352	3,193,769
ONEBANKLTD	13.2	13.4	13.2	13.3	13.2	777	40.711	3,071,829

Top Twenty Shares by Trade								
TRADING CODE	LTP*	HIGH	LOW	YCP*	CLOSEP*	TRADE ALUE(mn)	VOLUME	
UNIONBANK	12.8	13.1	12.7	13.1	12.8	10,861	248.40	19,290,223
ACMEPL	34.5	35.4	32.7	32.2	34.5	7,444	174.662	5,023,213
BSC	135.9	142.5	135.4	137.9	135.9	5,955	585.44	4,228,233
BEXIMCO	150.6	153.4	147.9	150.7	150.6	5,443	972.886	6,440,690
BBS	27.7	30.1	27.2	28.8	27.7	5,317	295.257	10,329,705
RAKCERAMIC	58.9	63.3	58.6	61.2	58.9	3,642	283.72	4,673,273
LHBL	79.8	82	79.6	80.7	79.8	3,472	260.697	3,226,319
ASIAINS	104.9	105.7	101.9	102	104.9	3,193	169.756	1,638,304
ORIONPHARM	105.7	110.6	105.1	108.4	105.7	3,114	364.355	3,378,579
NPOLYMER	64	64.8	61.7	63.1	64	3,046	265.566	4,179,267
FUWANGFOOD	23.1	24	22.4	22.3	23.1	3,024	180.885	7,772,232
RINGSHINE	10.9	11	10.4	10.1	10.9	2,515	120.504	11,128,410
FAREASTLIF	113.7	117	112	113.1	113.7	2,447	189.621	1,656,922
FORTUNE	117.8	118.1	112.8	111.1	117.8	2,290	374.352	3,193,769
OAL	13.7	13.7	12.6	12.5	13.7	2,204	89.287	6,706,429
SQURPHARMA	227.3	228.9	224.9	224.7	227.3	2,198	205.878	905,379
BBSCABLES	61.4	62.4	61.2	60.9	61.4	2,196	87.822	1,421,910
DELTALIFE	178.2	189.8	176.5	184.7	178.2	2,170	106.709	588,288
BATBC	649	652.1	648.5	649.7	649	2,106	102.331	157,557
BDLAMPS	306.7	314.5	301.3	313.3	304.7	2,102	124.427	404,177

Sector Analysis							
Short Name	Up	Down	Unchanged	Trade Volume	Trade Value	(%)	
Miscellaneous	10	9	0	15,696,986	1,699,278,304	13.41%	
Engineering	27	21	3	49,238,769	1,689,934,106	13.34%	
Pharmaceutical	18	15	3	23,294,525	1,571,803,060	12.41%	
Insurance	48	5	4	19,316,079	1,529,195,596	12.07%	
Textile	32	23	7	51,951,704	1,251,453,448	9.88%	
Bank	12	13	10	45,556,585	750,157,830	5.92%	
Fuel&Power	20	6	1	12,819,792	734,749,596	5.80%	
Food&Allied	11	12	1	12,887,856	646,982,903	5.11%	
Financial	14	8	4	14,559,976	476,242,948	3.76%	
Tannery	4	2	1	3,534,213	456,554,529	3.60%	
IT Sector	7	5	1	10,691,122	402,303,540	3.18%	
Ceramics	3	2	1	6,474,247	339,851,929	2.68%	
Real Estate	1	3	0	7,552,791	338,734,798	2.67%	
Cement	2	5	0	3,562,514	292,777,956	2.31%	
Printing	4	2	1	2,086,484	218,884,850	1.73%	
Telecom	3	1	0	1,695,287	127,398,051	1.01%	
Travel&Leis.	1	2	0	1,499,891	67,520,957	0.53%	
Mutual Funds	12	7	17	6,996,687	61,837,139	0.49%	
Corpo.Bond	3	0	0	105,968	9,584,102	0.08%	
Jute	1	2	0	11,896	4,025,977	0.03%	
Debenture	0	0	0	-	-	0.00%	
Total					12,669,271,617	100.00%	

Top 10 Gainers (Based on YCP & Close price)					
Instr Code	Close	High	Low	YCP	%CHG
BBS	28.8	28.8	25.9	26.2	9.9237
KBPPWBIL	14.4	14.4	13.7	13.1	9.9237
ACMEPL	32.2	32.2	29.3	29.3	9.8976
YPL	18.9	18.9	17.4	17.2	9.8837
ISNLTD	45.7	45.7	42.3	41.6	9.8558
UNIONINS	33.9	33.9	33.9	30.9	9.7087
BDTHAIFOOD	19.3	19.3	19.3	17.6	9.6591
DELTALIFE	184.7	187.4	170.5	170.8	8.1382
WMSHIPYARD	13.6	13.8	12.7	12.6	7.9365
KPPL	10.2	10.4	9.5	9.5	7.3684

Top 10 losers (Based on YCP & Close price)					
Instr Code	Close	High	Low	YCP	%CHG
ENVOYTEX	48.1	50.5	47.1	49.8	-3.41
FORTUNE	111.1	117	109.6	115	-3.39
SEMLLECMF	9	9.30	9	9.50	-3.16
QUEENSOUTH	34.3	35.8	33.4	35.4	-3.11
SIBL	16.3	17.1	16.1	16.8	-2.98
LINDEBD	1773.9	1839	1771	1824.3	-2.76
PEOPLESINS	60	62	60	61.50	-2.60
DAFODILCOM	67.80	70	66	69.60	-2.59
RAHIMTEXT	251	260.00	251	257.70	-2.52
COPPERTECH	45	47	45	46.20	-2.38

Top 10 Gainers (Based on Open Price & LTD)					
Instr Code	Open	High	Low	LTP	%CHG
BBS	26	28.8	25.9	28.8	10.7692
ACMEPL	29.6	32.2	29.3	32.2	8.7838
ISNLTD	42.3	45.7	42.3	45.7	8.0378
AIL	46.6	51	46.6	50.3	7.9399
DELTALIFE	171.5	187.4	170.5	184.7	7.6968
YPL	17.7	18.9	17.4	18.9	6.7797
BPML	63.5	69.4	63.4	67.7	6.6142
WMSHIPYARD	12.8	13.8	12.7	13.6	6.25
BDLAMPS	295.7	320.8	290	313.3	5.952
RAKCERAMIC	57.9	62.3	57.2	61.2	5.6995

Top 10 losers (Based on Open Price & LTD)					
Instr Code	Open	High	Low	LTP	%CHG
BIFC	6.9	6.9	6.4	6.4	-7.25
SQUARETEXT	70	70	65.9	66.8	-4.57
MITHUNKNIT	13.5	13.5	12.8	12.9	-4.44
DAFODILCOM	70	70	66.3	67	-4.29
PRAGATILIF	97.8	97.8	92	93.9	-3.99
NTC	879.9	898	832.1	846.5	-3.8
TAMIJTEX	170.5	170.5	162	164.2	-3.7
BEACONPHAR	232.9	237.9	221	224.3	-3.69
JANATAINS	46.1	46.1	44.1	44.4	-3.69
ENVOYTEX	49.5	50.5	47.1	47.7	-3.64

Block Trade					
Instr Code	Max Price	Min Price	Trades	Quantity	Value(In Mn)
ACI	278.1	278.1	1	1800	0.501
ACTIVEFINE	25.8	25.8	1	52500	1.355
AGNISYSL	29.5	28.7	2	250000	7.295
AL-HAJTEX	91.5	91.5	1	50000	4.575
AMANFEED	59.5	57.6	2	43000	2.515
ANWARGALV	423.5	378	3	18300	7.35
BARKAPOWER	23.1	23	2	300000	6.91
BDFINANCE	48.8	48.8	1	2500000	122
BEXIMCO	160	158.6	3	28000	4.474
BSC	125	125	1	22000	2.75
BSCCL	230	230	1	5000	1.15
COPPERTECH	49.5	49.5	1	42725	2.115
DACCADYE	24.2	24.2	1	84000	2.033
DOREENPWR	74.2	74.2	1	10000	0.742
FAREASTLIF	121	121	1	70000	8.47
FORTUNE	117.5	117.5	1	42000	4.935
GBBPOWER	33.5	33.5	1	20000	0.67
GENEXIL	150	150	1	236625	35.494
GPHISPAT	61	61	1	148600	9.065
GSPFINANCE	28.1	28.1	1	28500	0.801
ICB	138.8	138.8	1	30000	4.164
ISLAMIBANK	29.3	29.3	2	1396115	40.906
MONNOAGML	503.7	496.8	9	30528	15.252
NPOLYMER	64	64	1	10000	0.64
NTC	909	909	1	2750	2.5
ONEBANKLTD	13.5	13.5	1	1070000	14.445
ORIONPHARM	115	109	3	19300	2.147

Block Trade					
Instr Code	Max Price	Min Price	Trades	Quantity	Value(In Mn)
PHOENIXFIN	26.5	26.5	1	320000	8.48
POWERGRID	73.6	73.6	1	6800	0.5
PRIMEINSUR	84.3	84.3	5	600000	50.58
PRIMELIFE	81	81	2	65000	5.265
PROVATIINS	110	110	1	8615	0.948
QUEENSOUTH	32.5	31	3	60500	1.942
RAKCERAMIC	63	61.4	4	280000	17.315
RDFOOD	66	60	3	124000	8.04
RENATA	1341	1341	1	37500	50.288
SALVOCHEM	52	52	1	10000	0.52
SONALIPAPR	770	770	1	1000	0.77
SSSTEEL	19.3	19.3	1	800000	15.44
				-----	-----
			69	8825158	465.339

Price Matrix (02.02.2022)

#	TRADING CODE	LTP*	HIGH	LOW	CLOSEP*	YCP*	CHANGE	TRADE	VALUE (mn)	VOLUME
1	1JANATAMF	6.4	6.4	6.3	6.4	6.3	0.1	51	0.81	127,178
2	1STPRIMFMF	18.9	19.2	18.7	18.9	18.7	0.2	153	3.08	162,656
3	AAMRANET	43.7	44.4	43.5	43.6	43.4	0.3	222	5.01	114,371
4	AAMRATECH	32.5	33.5	32.4	32.5	33.0	-0.5	716	41.12	1,249,059
5	ABB1STMF	5.6	5.7	5.6	5.6	5.6	0.0	33	1.42	252,623
6	AB BANK	13.1	13.2	13.0	13.1	13.0	0.1	227	6.048	461,857
7	ACFL	30.9	30.9	30.2	30.8	30.4	0.5	184	3.32	108,245
8	ACI	301.6	306.5	300.0	301.6	303.1	-1.5	1,587	78.554	258,898
9	ACIFORMULA	171.3	179.0	170.0	171.3	176.9	-5.6	523	24.68	142,162
10	ACMELAB	94.5	96.6	94.0	94.5	94.6	-0.1	1,425	89.319	934,624
11	ACMEPL	34.5	35.4	32.7	34.5	32.2	2.3	7,444	174.66	5,023,213
12	ACTIVEFINE	25.8	26.4	25.7	25.8	25.8	0.0	959	35.82	1,376,826
13	ADNTEL	51.5	52.5	51.3	51.5	52.4	-0.9	379	14.00	269,660
14	ADVENT	25.5	26.1	25.3	25.5	25.5	0.0	299	9.38	365,520
15	AFCAGRO	29.4	29.9	29.2	29.3	29.2	0.2	369	11.506	389,653
16	AFTABAUTO	28.6	29.2	28.4	28.6	28.2	0.4	116	2.20	76,480
17	AGNISYSL	26.9	28.4	26.6	26.9	27.8	-0.9	1,547	140.79	5,128,089
18	AGRANINS	55.8	56.2	54.8	55.8	54.8	1.0	224	6.747	121,684
19	AIBL1STIMF	8.8	8.8	8.7	8.8	8.8	0.0	12	0.273	31,170
20	AIL	49.8	52.0	49.5	49.8	50.3	-0.5	483	11.434	227,125
21	AL-HAJTEX	92.7	94.0	92.3	92.7	92.2	0.5	395	19.03	205,241
22	ALARABANK	26.9	27.0	26.8	27.0	26.9	0.0	51	2.77	102,889
23	ALIF	14.8	15.3	14.7	14.8	15.0	-0.2	1,171	42.05	2,807,746
24	ALLTEX	21.9	22.6	21.0	21.9	20.6	1.3	989	39.79	1,795,086
25	AMANFEED	54.1	56.1	54.0	54.1	55.5	-1.4	797	36.17	659,933
26	AMBEEPFA	460.6	472.0	450.0	460.6	468.8	-8.2	243	3.197	6,949
27	AMCL(PRAN)	350.8	367.0	350.0	350.8	359.0	-8.2	698	21.09	59,392
28	ANLIMAYARN	36.8	37.5	36.7	36.8	36.6	0.2	175	2.929	78,964
29	ANWARGALV	388.8	397.0	386.1	388.8	391.1	-2.3	835	97.505	250,994
30	AOL	43.4	44.0	42.5	43.4	43.3	0.1	320	6.55	150,944
31	APEXFOODS	180.8	184.9	178.2	180.8	182.1	-1.3	287	9.132	50,081
32	APEXFOOT	328.8	343.5	325.0	328.8	330.0	-1.2	1,513	64.05	191,331
33	APEXSPINN	130.4	134.9	129.7	130.4	133.4	-3.0	165	4.237	32,152
34	APEXTANRY	131.3	137.0	130.0	131.3	133.5	-2.2	204	6.20	46,317
35	APOLOISPAT	9.4	9.7	9.0	9.4	9.0	0.4	1,400	53.02	5,603,356
36	ARAMIT	349.9	360.0	344.0	344.7	351.9	-2.0	260	5.363	15,374
37	ARAMITCEM	34.3	35.3	34.1	34.3	34.4	-0.1	163	2.259	65,586
38	ARGONDENIM	18.6	18.8	18.4	18.6	18.4	0.2	132	2.987	160,721
39	ASIAINS	104.9	105.7	101.9	104.9	102.0	2.9	3,193	169.756	1,638,304
40	ASIAPACINS	65.2	65.6	64.5	65.2	64.7	0.5	139	4.012	61,707
41	ATCSLGF	9.9	10.0	9.8	9.9	9.8	0.1	67	1.57	158,572
42	ATLASBANG	109.6	111.9	109.5	111.5	109.5	0.1	11	0.244	2,187
43	AZIZPIPES	100.4	102.8	100.0	100.8	101.0	-0.6	229	5.442	54,113
44	BANGAS	122.3	124.0	121.9	122.2	122.4	-0.1	132	2.60	21,217
45	BANKASIA	20.4	20.7	20.3	20.5	20.2	0.2	45	1.52	74,046
46	BARKAPOWER	26.2	26.9	25.3	26.2	25.2	1.0	1,718	74.14	2,826,140
47	BATASHOE	914.0	940.0	908.4	934.8	908.3	5.7	104	2.991	3,270
48	BATBC	649.0	652.1	648.5	649.0	649.7	-0.7	2,106	102.33	157,557
49	BAYLEASING	31.3	31.6	31.1	31.3	31.1	0.2	505	34.55	1,103,020
50	BBS	27.7	30.1	27.2	27.7	28.8	-1.1	5,317	295.257	10,329,705

Price Matrix (02.02.2022)

#	TRADING CODE	LTP*	HIGH	LOW	CLOSEP*	YCP*	CHANGE	TRADE	VALUE (mn)	VOLUME
51	BBSCABLES	61.4	62.4	61.2	61.4	60.9	0.5	2,196	87.822	1,421,910
52	BDAUTOCA	140.7	144.0	140.6	140.7	142.0	-1.3	114	1.226	8,664
53	BDCOM	26.9	27.4	26.2	26.9	26.9	0.0	540	43.11	1,608,700
54	BDFINANCE	51.8	53.1	51.4	51.8	51.4	0.4	767	54.15	1,032,923
55	BDLAMPS	306.7	314.5	301.3	304.7	313.3	-6.6	2,102	124.43	404,177
56	BDSERVICE	0.0	0.0	0.0	5.2	5.2	--	0	0.00	0
57	BDTHAI	21.9	22.0	21.1	21.9	20.9	1.0	779	26.87	1,240,398
58	BDTHAIFOOD	21.2	21.2	21.2	21.2	19.3	1.9	111	0.06	2,770
59	BDWELDING	17.2	17.3	16.9	17.2	17.0	0.2	134	2.69	157,499
60	BEACHHATCH	34.9	35.5	34.5	34.9	34.3	0.6	496	12.18	347,852
61	BEACONPHAR	225.8	229.9	224.1	225.8	224.3	1.5	180	54.60	240,725
62	BENGALWTL	24.9	24.9	22.8	24.9	22.7	2.2	644	22.95	942,210
63	BERGERPBL	1,800.1	1,814.0	1,800.1	1,807.3	1,800.0	0.1	88	2.815	1,557
64	BEXIMCO	150.6	153.4	147.9	150.6	150.7	-0.1	5,443	972.89	6,440,690
65	BGIC	55.2	56.2	53.7	55.2	54.0	1.2	203	5.62	102,942
66	BIFC	6.9	7.1	6.7	6.9	6.5	0.4	21	0.05	6,579
67	BNICL	119.7	120.5	116.1	119.7	116.0	3.7	144	2.759	23,509
68	BPML	65.2	69.3	64.6	65.2	67.7	-2.5	1,819	87.783	1,305,984
69	BPPL	35.4	36.0	34.9	35.4	34.8	0.6	830	25.682	721,842
70	BRACBANK	56.5	56.6	55.9	56.5	55.7	0.8	233	20.59	365,125
71	BSC	135.9	142.5	135.4	135.9	137.9	-2.0	5,955	585.438	4,228,233
72	BSCCL	222.2	226.0	220.7	222.2	225.5	-3.3	802	52.803	236,506
73	BSRMLTD	109.0	111.0	108.5	109.0	109.4	-0.4	308	18.287	167,381
74	BSRMSTEEL	76.8	77.6	76.5	76.8	77.1	-0.3	203	9.74	126,326
75	BXPHARMA	196.1	198.9	196.0	196.1	196.0	0.1	697	74.996	380,521
76	BXSYNTH	0.0	0.0	0.0	8.4	8.4	--	0	0	0
77	CAPMBDBLMF	9.7	9.8	9.7	9.8	9.7	0.0	25	0.787	80,430
78	CAPMIBLMF	14.8	15.0	14.7	14.9	14.9	-0.1	147	2.248	151,181
79	CENTRALINS	52.2	52.5	51.7	52.2	51.8	0.4	131	4.465	85,841
80	CENTRALPHL	14.6	14.8	13.8	14.6	13.8	0.8	764	18.15	1,256,347
81	CITYBANK	27.0	27.3	27.0	27.0	27.0	0.0	174	7.619	281,777
82	CITYGENINS	40.5	40.6	39.8	40.5	39.9	0.6	239	7.529	187,344
83	CNATEX	8.3	8.4	8.2	8.3	8.3	0.0	126	6.775	817,513
84	CONFIDCEM	121.6	122.5	119.9	121.6	120.0	1.6	582	18.206	150,051
85	CONTININS	48.0	48.3	46.4	48.0	47.1	0.9	506	17.13	361,351
86	COPPERTECH	43.8	45.8	42.5	43.8	45.1	-1.3	1,121	58.482	1,311,537
87	CRYSTALINS	51.5	51.7	50.6	51.5	51.1	0.4	225	4.014	78,445
88	CVOPRL	217.8	227.0	216.3	217.8	222.0	-4.2	1,548	56.975	257,899
89	DACCADYE	21.9	22.5	21.8	21.9	22.0	-0.1	389	11.11	502,063
90	DAFODILCOM	68.1	69.9	67.0	69.0	67.8	0.3	17	0.543	7,867
91	DBH	77.3	77.6	77.0	77.3	77.3	0.0	130	4.838	62,666
92	DBH1STMF	7.6	7.6	7.5	7.6	7.5	0.1	11	0.072	9,485
93	DELTALIFE	178.2	189.8	176.5	178.2	184.7	-6.5	2,170	106.71	588,288
94	DELTASPINN	9.5	9.7	9.2	9.5	9.1	0.4	490	10.584	1,113,834
95	DESCO	41.2	42.8	41.1	41.2	41.5	-0.3	385	8.633	205,672
96	DESHBANDHU	23.8	24.7	23.7	23.8	24.3	-0.5	814	32.712	1,355,225
97	DGIC	37.5	38.0	36.8	37.5	37.1	0.4	222	2.602	69,679
98	DHAKABANK	14.4	14.4	14.1	14.2	14.2	0.2	104	5.35	376,397
99	DHAKAINS	70.7	71.5	70.1	70.7	70.0	0.7	150	3.33	47,109
100	DOMINAGE	24.6	25.7	24.4	24.6	24.4	0.2	393	8.145	327,564

Price Matrix (02.02.2022)

#	TRADING CODE	LTP*	HIGH	LOW	CLOSEP*	YCP*	CHANGE	TRADE	VALUE (mn)	VOLUME
101	DOREENPWR	74.8	77.0	73.7	74.8	73.6	1.2	1,289	76.879	1,014,388
102	DSHGARME	168.4	171.5	167.6	168.4	168.5	-0.1	404	6.712	39,646
103	DSSL	16.7	16.9	16.6	16.7	16.6	0.1	480	13.023	778,479
104	DULAMIACOT	46.0	48.0	46.0	46.4	46.6	-0.6	20	0.09	1,980
105	DUTCHBANGL	78.4	78.8	78.3	78.4	78.7	-0.3	291	6.94	88,456
106	EASTERNINS	102.1	102.9	99.6	102.1	99.8	2.3	1,147	34.516	340,789
107	EASTLAND	36.6	36.9	36.4	36.6	36.5	0.1	154	5.288	144,523
108	EASTRNLU	2,266.5	2,300.0	2,261.0	2,266.5	2,265.0	1.5	475	10.101	4,441
109	EBL	38.6	38.6	38.4	38.6	38.5	0.1	157	9.542	247,420
110	EBL1STMF	7.4	7.6	7.4	7.5	7.6	-0.2	39	0.571	76,084
111	EBLNRBMF	6.2	6.3	6.1	6.2	6.3	-0.1	61	2.045	330,000
112	ECABLES	134.9	136.0	133.1	134.2	132.2	2.7	87	0.831	6,188
113	EGEN	50.2	51.0	49.6	50.2	50.3	-0.1	170	5.279	104,881
114	EHL	59.0	62.5	58.5	59.0	60.1	-1.1	1,077	57.43	949,320
115	EIL	32.9	33.2	32.4	32.9	32.6	0.3	312	10.089	308,312
116	EMERALDOIL	35.7	36.9	35.6	35.7	35.7	0.0	152	2.542	71,008
117	ENVOYTEX	48.0	49.0	47.5	48.2	48.1	-0.1	88	1.50	31,428
118	EPGL	42.3	43.0	42.0	42.3	41.4	0.9	568	17.01	400,305
119	ESQUIRENIT	35.6	36.3	35.1	35.6	36.1	-0.5	344	9.91	277,332
120	ETL	10.4	10.5	10.2	10.4	10.2	0.2	179	3.94	378,499
121	EXIM1STMF	6.2	6.3	6.1	6.2	6.1	0.1	47	2.46	396,240
122	EXIMBANK	12.6	12.8	12.6	12.6	12.7	-0.1	210	12.93	1,023,498
123	FAMILYTEX	4.6	4.7	4.5	4.6	4.6	0.0	150	2.18	471,237
124	FARCHEM	12.1	12.3	11.4	12.1	11.5	0.6	624	11.43	961,407
125	FAREASTFIN	5.8	5.9	5.8	5.8	5.8	0.0	17	0.19	33,173
126	FAREASTLIF	113.7	117.0	112.0	113.7	113.1	0.6	2,447	189.62	1,656,922
127	FASFIN	6.8	6.8	6.7	6.8	6.6	0.2	170	4.167	619,916
128	FBFIF	5.3	5.4	5.2	5.3	5.2	0.1	97	4.303	812,286
129	FEDERALINS	34.1	34.4	33.5	34.1	33.5	0.6	176	4.076	120,296
130	FEKDIL	18.1	18.2	17.9	18.1	17.9	0.2	242	10.969	606,013
131	FINEFOODS	48.8	49.6	48.0	48.8	47.6	1.2	346	5.729	117,357
132	FIRSTFIN	6.3	6.3	6.2	6.3	6.1	0.2	27	0.52	82,853
133	FIRSTSBANK	12.7	12.9	12.6	12.7	12.8	-0.1	565	24.085	1,891,474
134	FORTUNE	117.8	118.1	112.8	117.8	111.1	6.7	2,290	374.352	3,193,769
135	FUWANGCER	17.9	18.7	17.9	17.9	17.9	0.0	670	19.414	1,071,002
136	FUWANGFOOD	23.1	24.0	22.4	23.1	22.3	0.8	3,024	180.885	7,772,232
137	GBBPOWER	36.6	37.3	36.1	36.6	36.4	0.2	557	29.018	794,445
138	GEMINISEA	384.2	399.3	382.0	384.2	391.9	-7.7	1,168	46.811	120,572
139	GENEXIL	145.3	149.0	144.0	146.8	147.8	-2.5	679	59.798	408,150
140	GENNEXT	6.4	6.5	6.3	6.4	6.3	0.1	233	6.109	955,526
141	GHAIL	19.3	19.8	19.2	19.3	19.2	0.1	676	24.828	1,271,768
142	GHCL	34.0	35.0	33.3	34.0	34.1	-0.1	91	1.291	38,228
143	GLOBALINS	52.9	53.2	51.7	52.9	52.0	0.9	454	17.123	328,316
144	GOLDENSON	19.8	20.1	19.4	19.8	19.3	0.5	1,183	54.285	2,742,004
145	GP	355.2	355.9	354.6	355.2	354.6	0.6	394	18.82	52,959
146	GPHISPAT	57.9	59.6	57.6	57.9	58.3	-0.4	1,952	112.262	1,921,514
147	GQBALLPEN	107.1	109.0	106.0	107.1	107.0	0.1	253	4.231	39,323
148	GRAMEENS2	16.2	16.3	16.1	16.2	16.1	0.1	43	1.319	81,414
149	GREENDELMF	7.5	7.6	7.4	7.5	7.5	0.0	22	2.132	284,161
150	GREENDELT	99.0	99.7	96.5	99.0	96.9	2.1	581	16.734	171,068

Price Matrix (02.02.2022)

#	TRADING CODE	LTP*	HIGH	LOW	CLOSEP*	YCP*	CHANGE	TRADE	VALUE (mn)	VOLUME
151	GSPFINANCE	27.5	28.0	27.3	27.5	27.4	0.1	814	54.618	1,978,162
152	HAKKANIPUL	56.0	56.8	55.0	56.0	55.3	0.7	133	2.534	45,167
153	HEIDELBCEM	290.2	296.0	290.2	290.5	296.1	-5.9	205	5.609	19,227
154	HFL	23.6	24.3	23.4	23.6	23.8	-0.2	734	20.337	855,406
155	HRTEX	57.1	58.0	56.7	57.1	57.2	-0.1	240	9.088	158,874
156	HWAWELLTEX	46.1	46.5	46.0	46.2	46.0	0.1	38	1.303	28,142
157	IBNSINA	300.2	305.0	293.1	300.2	293.4	6.8	638	63.68	214,781
158	IBP	18.2	18.4	18.0	18.2	18.0	0.2	369	14.345	787,668
159	ICB	127.7	132.9	127.2	127.7	129.3	-1.6	553	18.808	145,886
160	ICB3RDNRB	7.1	7.2	7.0	7.1	7.1	0.0	16	0.175	24,726
161	ICBAGRANI1	9.1	9.1	8.9	9.0	9.3	-0.2	19	0.324	35,880
162	ICBAMCL2ND	8.8	8.9	8.8	8.8	8.8	0.0	24	0.445	50,591
163	ICBEMPF1S1	7.4	7.4	7.3	7.4	7.3	0.1	6	0.109	14,704
164	ICBIBANK	4.9	5.0	4.8	4.9	4.9	0.0	80	1.37	281,094
165	ICBSONALI1	8.1	8.2	8.1	8.2	8.1	0.0	22	1.34	163,510
166	IDLC	59.3	60.4	59.2	59.3	59.8	-0.5	260	7.587	127,372
167	IFADAUTOS	48.9	49.6	48.5	48.8	48.4	0.5	287	13.591	278,505
168	IFIC	16.8	17.0	16.8	16.8	16.9	-0.1	934	40.369	2,394,411
169	IFIC1STMF	5.6	5.7	5.6	5.6	5.6	0.0	54	2.00	357,777
170	IFILISLMF1	6.8	6.9	6.7	6.8	7.0	-0.2	18	0.225	33,112
171	ILFSL	6.3	6.5	6.1	6.3	6.3	0.0	205	5.86	934,664
172	IMAMBUTTON	23.8	25.2	23.6	24.0	24.3	-0.5	46	0.239	9,983
173	INDEXAGRO	119.2	124.0	118.2	119.2	119.8	-0.6	180	5.14	42,892
174	INTECH	30.2	31.5	28.8	30.2	28.8	1.4	900	17.60	576,739
175	INTRACO	21.6	22.0	21.4	21.6	21.4	0.2	328	9.12	420,209
176	IPDC	39.3	40.0	39.3	39.3	39.4	-0.1	104	5.58	141,433
177	ISLAMIBANK	32.7	35.4	32.5	32.7	32.5	0.2	150	4.78	144,120
178	ISLAMICFIN	26.2	26.3	26.0	26.2	26.0	0.2	294	10.618	406,189
179	ISLAMIINS	62.6	62.8	62.1	62.6	62.4	0.2	284	10.96	175,360
180	ISNLTD	46.4	48.0	45.5	46.4	45.7	0.7	735	26.70	573,242
181	ITC	33.6	34.5	33.0	33.6	33.4	0.2	246	5.56	163,739
182	JAMUNABANK	23.6	23.7	23.4	23.6	23.6	0.0	128	3.42	145,052
183	JAMUNAOIL	168.0	168.8	168.0	168.0	168.0	0.0	100	1.81	10,744
184	JANATAINS	45.5	45.8	44.1	45.5	44.4	1.1	166	3.794	84,450
185	JMISMDL	337.0	344.0	336.6	337.0	336.3	0.7	168	4.962	14,711
186	JUTESPINN	113.5	117.0	113.5	113.8	115.8	-2.3	11	0.048	419
187	KARNAPHULI	41.3	41.4	40.4	41.3	40.3	1.0	284	7.865	191,980
188	KAY&QUE	270.0	276.8	270.0	271.1	272.4	-2.4	31	0.333	1,227
189	KBPPWBIL	14.6	15.5	14.1	14.6	14.4	0.2	1,536	45.2	3,007,105
190	KDSALTD	57.8	60.0	57.6	57.8	59.5	-1.7	507	15.697	267,361
191	KEYACOSMET	7.3	7.4	7.2	7.3	7.2	0.1	558	19.215	2,632,375
192	KOHINOOR	410.0	414.7	407.1	410.0	411.0	-1.0	135	3.259	7,945
193	KPCL	30.3	30.4	29.8	30.3	29.5	0.8	432	10.669	353,027
194	KPPL	10.2	10.7	10.1	10.2	10.2	0.0	309	4.304	412,987
195	KTL	30.3	30.6	29.6	30.3	29.8	0.5	516	24.32	805,171
196	LANKABAFIN	38.0	38.6	37.8	38.0	38.2	-0.2	929	49.537	1,296,111
197	LEGACYFOOT	64.5	64.9	63.0	64.5	64.3	0.2	184	1.734	27,172
198	LHBL	79.8	82.0	79.6	79.8	80.7	-0.9	3,472	260.697	3,226,319
199	LIBRAINFU	1,044.9	1,070.0	1,015.0	1,035.0	1,032.1	12.8	136	2.988	2,900
200	LINDEBD	1,759.1	1,788.9	1,751.5	1,759.1	1,773.9	-14.8	1,679	58.563	33,163

Price Matrix (02.02.2022)

#	TRADING CODE	LTP*	HIGH	LOW	CLOSEP*	YCP*	CHANGE	TRADE	VALUE (mn)	VOLUME
201	LOVELLO	39.6	41.3	39.3	39.6	40.8	-1.2	1,536	53.542	1,327,932
202	LRBDL	40.9	41.2	39.9	40.9	39.9	1.0	353	15.15	370,797
203	LRGLOBMF1	6.9	6.9	6.8	6.9	6.9	0.0	56	1.97	285,906
204	MAKSONSPIN	27.3	28.1	27.2	27.3	27.6	-0.3	1,291	89.96	3,271,200
205	MALEKSPIN	31.3	32.8	31.1	31.3	32.1	-0.8	1,194	61.319	1,921,286
206	MARICO	2,361.8	2,368.5	2,350.0	2,361.8	2,352.5	9.3	219	12.199	5,170
207	MATINSPINN	70.0	74.1	69.2	70.0	72.9	-2.9	1,326	78.67	1,101,309
208	MBL1STMF	8.0	8.0	7.9	8.0	7.9	0.1	19	0.63	78,735
209	MEGCONMILK	14.6	15.0	14.6	14.7	14.9	-0.3	52	0.566	37,955
210	MEGHNACEM	76.8	78.0	75.3	75.6	76.0	0.8	62	0.386	5,081
211	MEGHNALIFE	85.1	87.0	81.1	85.1	80.8	4.3	874	46.082	545,585
212	MEGHNAPET	18.6	18.8	18.4	18.6	18.5	0.1	33	0.22	11,610
213	MERCANBANK	17.4	17.6	17.4	17.4	17.5	-0.1	305	17.407	997,064
214	MERCINS	47.6	48.0	47.5	47.6	47.6	0.0	88	2.163	45,424
215	METROSPIN	25.8	26.6	25.7	25.8	26.1	-0.3	513	18.22	697,058
216	MHSML	31.4	31.9	31.3	31.4	31.2	0.2	408	29.008	921,297
217	MICEMENT	63.0	63.1	61.6	62.8	62.7	0.3	49	0.358	5,719
218	MIDASFIN	16.7	17.1	16.7	16.7	16.9	-0.2	139	2.90	172,073
219	MIRACLEIND	28.3	28.9	27.9	28.3	28.0	0.3	262	4.791	168,103
220	MIRAKHTER	66.9	68.3	66.5	66.9	67.5	-0.6	803	25.696	382,656
221	MITHUNKNIT	13.3	13.5	13.2	13.2	12.9	0.4	109	0.831	62,274
222	MJLBD	93.0	93.9	90.1	91.7	91.8	1.2	381	14.323	155,927
223	MLDYEING	23.1	23.4	23.0	23.1	22.9	0.2	405	8.007	345,478
224	MONNOAGML	537.8	539.3	535.0	536.1	536.3	1.5	442	5.275	9,815
225	MONNOCERA	110.8	112.7	110.4	110.8	111.1	-0.3	303	5.795	52,052
226	MONNOFABR	23.0	23.3	22.8	23.0	22.8	0.2	130	1.852	80,469
227	MONOSPOOL	197.2	203.9	191.0	191.9	194.8	2.4	637	12.675	64,098
228	MPETROLEUM	193.4	193.5	191.1	192.7	191.1	2.3	237	9.126	47,385
229	MTB	19.0	19.2	19.0	19.2	19.1	-0.1	20	0.344	17,990
230	NAHEEACP	48.4	48.6	48.0	48.2	48.2	0.2	289	18.734	387,938
231	NATLIFEINS	206.5	213.4	204.3	211.1	212.9	-6.4	790	48.626	231,326
232	NAVANACNG	30.4	30.8	30.0	30.4	30.1	0.3	69	0.568	18,751
233	NBL	7.2	7.3	7.2	7.2	7.2	0.0	459	9.961	1,382,362
234	NCCBANK	15.4	15.4	15.2	15.3	15.3	0.1	82	2.684	175,538
235	NCCBLMF1	8.6	8.8	8.6	8.7	8.7	-0.1	33	0.518	59,561
236	NEWLINE	41.7	42.7	41.0	41.7	41.7	0.0	174	48.736	1,163,253
237	NFML	18.8	19.2	18.7	18.8	18.9	-0.1	560	10.111	536,111
238	NHFIL	55.6	56.9	55.6	55.8	55.6	0.0	766	33.689	598,809
239	NITOLINS	59.5	60.7	59.1	59.5	59.1	0.4	236	12.545	210,513
240	NLI1STMF	14.1	14.2	14.0	14.1	14.1	0.0	96	18.4	1,306,800
241	NORTHERN	263.0	266.0	262.1	263.5	262.0	1.0	102	1.687	6,397
242	NORTHRNINS	48.1	48.7	47.3	48.0	47.1	1.0	313	12.125	253,549
243	NPOLYMER	64.0	64.8	61.7	64.0	63.1	0.9	3,046	265.566	4,179,267
244	NRBCBANK	25.8	26.4	25.6	25.8	26.2	-0.4	1,783	141.224	5,443,736
245	NTC	828.0	861.0	822.2	828.0	846.5	-18.5	840	28.06	33,569
246	NLTUBES	89.2	91.1	89.0	89.2	90.3	-1.1	590	13.216	147,548
247	NURANI	7.3	7.5	7.2	7.3	7.2	0.1	206	3.752	512,255
248	OAL	13.7	13.7	12.6	13.7	12.5	1.2	2,204	89.287	6,706,429
249	OIMEX	18.2	18.6	18.1	18.2	18.0	0.2	140	2.285	124,801
250	OLYMPIC	157.9	160.3	157.4	157.9	159.1	-1.2	620	39.311	246,775

Price Matrix (02.02.2022)

#	TRADING CODE	LTP*	HIGH	LOW	CLOSEP*	YCP*	CHANGE	TRADE	VALUE (mn)	VOLUME
251	ONEBANKLTD	13.2	13.4	13.2	13.2	13.3	-0.1	777	40.711	3,071,829
252	ORIONINFU	93.6	97.4	92.8	93.6	95.1	-1.5	1,298	43.817	462,956
253	ORIONPHARM	105.7	110.6	105.1	105.7	108.4	-2.7	3,114	364.36	3,378,579
254	PADMALIFE	48.9	49.8	46.8	48.9	46.6	2.3	1,323	56.31	1,169,744
255	PADMAOIL	208.0	209.0	207.7	208.0	207.7	0.3	218	5.094	24,474
256	PAPERPROC	244.0	254.0	242.8	244.0	235.9	8.1	1,034	39.341	158,908
257	PARAMOUNT	72.2	72.9	71.6	72.3	72.3	-0.1	239	5.342	74,013
258	PDL	12.2	12.4	12.0	12.2	11.9	0.3	357	11.041	904,179
259	PENINSULA	42.8	43.0	42.1	42.8	42.2	0.6	468	34.122	799,867
260	PEOPLESINS	63.1	63.4	59.9	63.1	59.9	3.2	1,147	81.019	1,310,781
261	PF1STMF	8.9	9.2	8.9	9.0	9.1	-0.2	91	2.931	324,553
262	PHARMAID	776.8	799.8	765.0	776.8	786.1	-9.3	1,625	66.267	84,962
263	PHENIXINS	57.5	58.2	56.8	57.5	56.6	0.9	156	6.158	107,322
264	PHOENIXFIN	25.7	26.3	25.3	25.7	25.7	0.0	276	27.036	1,046,592
265	PHPMF1	5.6	5.6	5.5	5.5	5.5	0.1	77	0.962	174,052
266	PIONEERINS	110.0	110.7	109.0	110.0	109.3	0.7	221	6.561	59,895
267	PLFSL	0.0	0.0	0.0	3.0	3.0	--	0	0	0
268	POPULAR1MF	5.5	5.6	5.4	5.5	5.4	0.1	52	0.869	159,315
269	POPULARLIF	88.3	89.0	84.4	88.3	84.3	4.0	672	25.472	291,543
270	POWERGRID	69.9	72.8	69.7	69.9	69.8	0.1	2,049	196.883	2,775,606
271	PRAGATIINS	89.0	90.5	85.1	88.2	86.8	2.2	116	4.369	50,476
272	PRAGATILIF	97.3	98.0	94.1	97.3	93.9	3.4	174	3.768	38,912
273	PREMIERBAN	15.4	15.4	15.1	15.3	15.2	0.2	277	14.331	939,311
274	PREMIERCEM	58.1	59.0	57.7	58.0	58.6	-0.5	263	5.263	90,531
275	PREMIERLEA	7.9	8.0	7.8	7.9	7.8	0.1	86	1.896	239,851
276	PRIME1ICBA	7.6	7.6	7.5	7.6	7.7	-0.1	3	0.007	970
277	PRIMEBANK	21.3	21.6	21.0	21.3	21.4	-0.1	159	7.826	366,562
278	PRIMEFIN	15.1	15.4	15.0	15.1	15.2	-0.1	176	4.862	321,203
279	PRIMEINSUR	90.0	91.4	88.4	90.0	89.4	0.6	719	42.267	470,385
280	PRIMELIFE	85.1	87.3	80.5	85.1	81.0	4.1	1,509	73.723	879,993
281	PRIMETEX	24.4	25.1	24.2	24.4	24.5	-0.1	286	8.043	326,450
282	PROGRESLIF	106.4	107.7	103.0	106.4	102.1	4.3	378	10.529	99,513
283	PROVATIINS	115.2	119.7	114.6	115.2	117.1	-1.9	428	14.625	126,252
284	PTL	94.6	95.9	94.3	94.6	94.2	0.4	879	62.99	662,701
285	PUBALIBANK	27.6	27.7	27.3	27.6	27.5	0.1	57	1.585	57,681
286	PURABIGEN	37.7	37.9	37.1	37.7	37.2	0.5	226	5.172	137,847
287	QUASEMIND	46.5	46.6	45.8	46.2	46.2	0.3	113	2.373	51,397
288	QUEENSOUTH	35.2	35.8	33.8	35.2	34.3	0.9	1,734	213.51	6,105,637
289	RAHIMAFood	335.7	343.0	334.1	335.7	337.6	-1.9	1,020	40.09	118,423
290	RAHIMTEXT	250.1	263.4	249.0	250.1	251.2	-1.1	64	0.88	3,501
291	RAKCEMATIC	58.9	63.3	58.6	58.9	61.2	-2.3	3,642	283.72	4,673,273
292	RANFOUNDRY	205.5	212.0	202.8	205.5	204.9	0.6	358	16.503	79,580
293	RDFOOD	59.5	60.3	58.5	59.5	60.1	-0.6	653	58.264	982,325
294	RECKITTEN	5,832.0	5,866.1	5,832.0	5,847.5	5,860.5	-28.5	212	6.032	1,029
295	REGENTTEX	10.2	10.3	10.0	10.2	9.9	0.3	216	6.701	658,460
296	RELIANCE1	11.4	11.5	11.3	11.4	11.4	0.0	22	1.577	138,319
297	RELIANCINS	84.8	85.5	83.4	84.8	83.1	1.7	72	2.07	24,540
298	RENATA	1,346.8	1,349.0	1,340.1	1,346.8	1,347.0	-0.2	189	10.95	8,133
299	RENWICKJA	1,070.0	1,071.8	1,008.8	1,064.9	1,008.8	61.2	134	2.055	1,950
300	REPUBLIC	49.6	50.0	48.5	49.6	49.0	0.6	319	7.54	152,262

Price Matrix (02.02.2022)										
#	TRADING CODE	LTP*	HIGH	LOW	CLOSEP*	YCP*	CHANGE	TRADE	VALUE (mn)	VOLUME
351	STANDARINS	74.4	75.4	73.0	74.4	73.6	0.8	315	11.324	152,965
352	STANDBANKL	10.3	10.4	10.2	10.3	10.3	0.0	103	2.525	245,274
353	STYLECRAFT	114.9	116.0	114.0	114.9	113.5	1.4	167	2.371	20,629
354	SUMITPOWER	38.5	39.0	38.3	38.5	38.3	0.2	538	26.4	682,496
355	SUNLIFEINS	42.0	42.9	38.2	41.4	39.0	3.0	294	8.327	202,359
356	TAKAFULINS	65.2	66.9	64.8	65.2	65.2	0.0	237	9.109	139,591
357	TALLUSPIN	10.4	10.9	10.3	10.4	10.1	0.3	269	3.91	370,234
358	TAMIJTEX	165.3	168.4	163.2	165.3	164.2	1.1	250	4.127	25,068
359	TITASGAS	42.4	43.4	42.3	42.4	42.2	0.2	638	31.507	736,982
360	TOSRIFA	18.7	19.5	18.5	18.7	19.2	-0.5	554	20.196	1,058,470
361	TRUSTB1MF	5.9	6.0	5.9	5.9	5.9	0.0	77	1.896	321,301
362	TRUSTBANK	34.8	34.9	33.8	34.8	34.6	0.2	28	0.624	17,995
363	TUNGHAI	6.3	6.5	6.3	6.3	6.2	0.1	55	0.72	113,373
364	UCB	16.1	16.2	16.0	16.1	16.1	0.0	72	1.701	105,526
365	UNILEVERCL	3,267.8	3,270.0	3,211.1	3,267.8	3,229.8	38.0	275	7.398	2,271
366	UNIONBANK	12.8	13.1	12.7	12.8	13.1	-0.3	10,861	248.396	19,290,223
367	UNIONCAP	9.4	9.6	9.0	9.4	8.9	0.5	319	7.582	809,986
368	UNIONINS	37.2	37.2	37.2	37.2	33.9	3.3	128	0.13	3,497
369	UNIQUEHRL	53.2	54.0	52.8	53.2	53.3	-0.1	256	7.967	149,457
370	UNITEDFIN	21.4	21.8	21.3	21.4	21.3	0.1	216	10.693	495,580
371	UNITEDINS	63.2	63.4	61.9	63.2	62.9	0.3	41	0.809	12,890
372	UPGDCL	258.5	259.0	257.0	257.7	257.0	1.5	408	15.51	60,077
373	USMANIAGL	60.2	60.6	60.1	60.3	60.2	0.0	17	0.059	975
374	UTTARABANK	27.0	27.1	26.9	27.0	27.0	0.0	323	12.024	445,987
375	UTTARAFIN	40.7	41.7	40.6	40.7	40.9	-0.2	61	1.077	26,435
376	VAMLBDMF1	7.9	8.0	7.9	7.9	7.9	0.0	30	1.258	158,965
377	VAMLRBBF	8.8	8.8	8.7	8.7	8.8	0.0	13	0.159	18,208
378	VFSTD	22.2	22.6	22.1	22.2	22.4	-0.2	280	8.782	393,288
379	WALTONHIL	1,057.4	1,069.8	1,055.1	1,057.4	1,061.7	-4.3	395	6.226	5,863
380	WATACHEM	272.4	281.0	270.2	272.4	272.9	-0.5	174	3.759	13,717
381	WMSHIPYARD	13.3	13.8	13.2	13.3	13.6	-0.3	758	17.579	1,299,447
382	YPL	20.7	20.7	19.3	20.7	18.9	1.8	896	60.518	2,989,093
383	ZAHEENSPIN	8.9	8.9	8.6	8.9	8.6	0.3	137	5.715	648,781
384	ZAHINTEX	7.3	7.4	7.2	7.3	7.2	0.1	92	1.341	184,359
385	ZEALBANGLA	118.5	118.5	111.0	114.4	113.7	4.8	51	0.498	4,358

Sources: <https://www.dsebd.org/>

UFCML Research Team

Contact:

Rishad Reza Nur

Analyst

Mob: 01715551555

Email: rishad_reza@outlook.com

UTTARA FINANCE CAPITAL MANAGEMENT LIMITED

Jibon Bima Tower (6th Floor)

10 Dilkusha C/A

Dhaka-1000, Bangladesh.