


Market Overview:

Indices	TV	YV	Changes	% Ch
DSE X Index	6482.3812	6554.8736	-72.49248	-1.1059%
DSE S Index	1428.6769	1442.2229	-13.54600	-0.9392%
DS30 Index	2409.6874	2435.0039	-25.31649	-1.0397%

The DSEX closed at 6482.38 points down by 72.49 points. The DSES closed at 1428.67 down by 13.54 points. The DS30 closed at 2409.68 down by 25.31 points.

Trade Overview:

Total Trade	Total Volume	Total Value In core	Total Market Cap In core	Turnover Velocity percentage
232,154	96,421,740	390.3887	527,761.3300	17.16%

Total turnover was worth BDT 390.38 crores. Prices of only 14 issues were increased whereas that of 347 issues were declined and the price of the rests were remained unchanged. The turnover velocity remained to 17.16%.

Daily Market Update

April 18, 2022

DAILY MARKET ANALYSIS
GRAPHS OF MAJOR INDICES
Analysis of Market Index (DSEX):

The DSEX plummeted heavily with incredibly low trade value upon trade deficit rose 22 billion USD in this month. The bourse finally ended up with a winning streak with 72.49 points lower than the previous day with a low trade volume & turnover.

Sector Analysis:

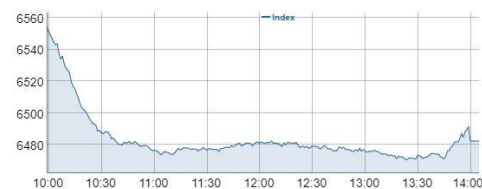
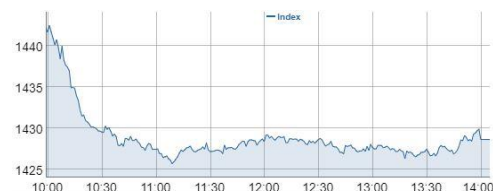
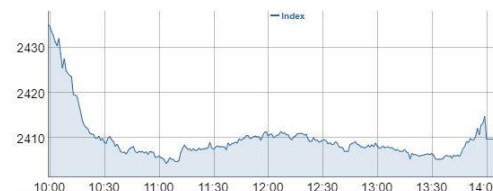
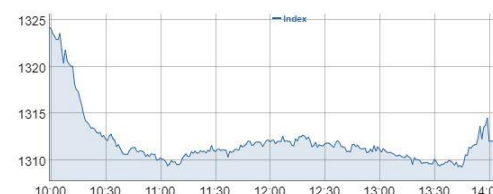
Miscellaneous	1,016,913,880	25.33%
Pharmaceutical	479,289,661	11.94%
Bank	450,885,632	11.23%

Miscellaneous topped the chart with a total trade value of Tk. 101.69 crores which was 25.33% of the total value. **Pharmaceutical & Chemical** ranked second and **Printing** ranked third with total trade value of Tk. 47.92 crores (11.94%) and Tk. 45.08 crores (11.23%) respectively.

Company Analysis:

Top Three Stocks (by Value)						
Trading Codes	YCP	CloseP	Changes	Trade	Value (mn)	Volume
JHRML	56.5	61.0	4.5	162,719	735.912	12,131,222
LHBL	77.2	75.7	(1.5)	1,072	122.526	1,615,507
KTL	37.4	38.3	0.9	529	112.128	2,927,155

JHRML topped the total value chart with a close price of Tk. 61.0, price change of Tk. (4.5) with a trade value of 73.59 crores followed by LHBL Tk. 75.7 Tk. (1.5), (12.25 crores) and KTL Tk. 38.3, (0.9), (11.21 crores).

DSEX

DSES

DS30

CDSET


Top Twenty Shares by Value

TRADING CODE	LTP*	HIGH	LOW	YCP*	CLOSEP*	TRADE	VALUE (mn)	VOLUME
JHRML	61	62.1	56.5	56.5	61	162,719	735.91	12,131,222
LHBL	75.7	77.2	75.7	77.2	75.7	1,072	122.53	1,615,507
KTL	38.3	39	36.7	37.4	38.3	529	112.13	2,927,155
SQURPHARMA	222.7	224.5	222.4	224.1	222.7	1,313	111.702	501,274
BEXIMCO	140.5	143	140.5	143.3	140.5	857	94.655	672,771
BSC	103.4	104.7	103.3	105.4	103.4	949	73.174	707,225
BEACONPHAR	288.2	289.6	283	286.5	288.2	703	72.933	254,564
DOREENPWR	72.4	72.9	71.7	71.7	72.4	1,405	71.009	981,641
BXPHARMA	158.6	163.4	158.5	161.7	158.6	761	60.5	380,925
BATBC	574.1	579.9	571.1	578.4	574.1	1,822	59.231	103,354
GSPFINANCE	29	29.5	29	29.5	29	442	53.201	1,832,293
PREMIERBAN	16.1	16.4	16	16.3	16.1	822	46.815	2,892,739
GPHISPAT	51.2	51.7	51.2	52.2	51.2	659	41.349	806,749
ORIONPHARM	96.3	97.5	96.3	98.2	96.3	554	38.883	403,477
SALVOCHEM	53.8	54.9	53.8	54.8	53.8	670	37.613	696,112
PRIMEBANK	22.5	22.6	22.2	22.6	22.5	498	37.039	1,650,695
BSRMLTD	108.5	110.1	108.1	110.1	108.5	612	35.291	324,713
UNIONBANK	11.4	11.6	11.4	11.6	11.4	2,240	32.881	2,876,174
HRTEX	77.4	78.8	77.4	78.8	77.4	484	32.845	423,675
GP	319.8	323.1	319.1	323.1	319.8	710	31.404	98,047

Top Twenty Shares by Volume

TRADING CODE	LTP*	HIGH	LOW	YCP*	CLOSEP*	TRADE	VALUE (mn)	VOLUME
JHRML	61	62.1	56.5	56.5	61	162,719	735.912	12,131,222
KTL	38.3	39	36.7	37.4	38.3	529	112.128	2,927,155
PREMIERBAN	16.1	16.4	16	16.3	16.1	822	46.815	2,892,739
UNIONBANK	11.4	11.6	11.4	11.6	11.4	2,240	32.88	2,876,174
NBL	7.5	7.6	7.4	7.5	7.5	378	19.183	2,562,045
ONEBANKLTD	12.5	12.6	12.4	12.6	12.5	326	23.263	1,866,441
GSPFINANCE	29	29.5	29	29.5	29	442	53.201	1,832,293
PRIMEBANK	22.5	22.6	22.2	22.6	22.5	498	37.039	1,650,695
SSSTEEL	17.5	17.8	17.4	17.6	17.5	830	28.524	1,625,899
LHBL	75.7	77.2	75.7	77.2	75.7	1,072	122.526	1,615,507
IFIC	12.2	12.5	12.2	12.4	12.2	646	18.867	1,544,783
DSSL	17.2	17.5	17.2	17.5	17.2	538	21.815	1,267,733
GENNEXT	6.4	6.5	6.4	6.5	6.4	237	8.07	1,256,379
JAMUNABANK	23.3	23.4	22.8	23	23.3	442	28.491	1,235,949
NRBCBANK	22.9	23.4	22.9	23.3	22.9	333	28.175	1,228,706
NCCBANK	15	15.1	14.6	14.8	15	247	18.035	1,208,096
FIRSTSBANK	11.3	11.3	11.1	11.3	11.2	231	11.101	990,982
DOREENPWR	72.4	72.9	71.7	71.7	72.4	1,405	71.009	981,641
KEYACOSMET	7.4	7.5	7.4	7.5	7.4	180	7.222	975,994
CITYBANK	26.4	26.6	25.9	26.3	26.4	464	22.89	875,183

Top Twenty Shares by Trade								
TRADING CODE	LTP*	HIGH	LOW	YCP*	CLOSEP*	TRADE	VALUE(mn)	VOLUME
JHRML	61	62.1	56.5	56.5	61	162,719	735.91	12,131,222
UNIONBANK	11.4	11.6	11.4	11.6	11.4	2,240	32.881	2,876,174
BATBC	574.1	579.9	571.1	578.4	574.1	1,822	59.23	103,354
DOREENPWR	72.4	72.9	71.7	71.7	72.4	1,405	71.009	981,641
SQURPHARMA	222.7	224.5	222.4	224.1	222.7	1,313	111.702	501,274
LHBL	75.7	77.2	75.7	77.2	75.7	1,072	122.526	1,615,507
BSC	103.4	104.7	103.3	105.4	103.4	949	73.174	707,225
ROBI	31.2	31.4	30.9	31.4	31.2	880	13.756	441,616
BEXIMCO	140.5	143	140.5	143.3	140.5	857	94.655	672,771
SSSTEEL	17.5	17.8	17.4	17.6	17.5	830	28.524	1,625,899
PREMIERBAN	16.1	16.4	16	16.3	16.1	822	46.815	2,892,739
BBSCABLES	56	56.2	55	55.9	56	802	23.466	422,026
BXPHARMA	158.6	163.4	158.5	161.7	158.6	761	60.5	380,925
GP	319.8	323.1	319.1	323.1	319.8	710	31.404	98,047
BEACONPHAR	288.2	289.6	283	286.5	288.2	703	72.933	254,564
SALVOCHEM	53.8	54.9	53.8	54.8	53.8	670	37.613	696,112
GPHISPAT	51.2	51.7	51.2	52.2	51.2	659	41.349	806,749
IFIC	12.2	12.5	12.2	12.4	12.2	646	18.867	1,544,783
BARKAPOWER	24	24.3	24	24.4	24	632	5.89	245,247
BSRMLTD	108.5	110.1	108.1	110.1	108.5	612	35.291	324,713

Sector Analysis						
Short Name	Up	Down	Unchanged	Trade Volume	Trade Value	(%)
Miscellaneous	6	16	1	17,092,313	1,016,913,880	25.33%
Pharmaceutical	2	30	1	5,911,451	479,289,661	11.94%
Bank	5	24	9	26,390,855	450,885,632	11.23%
Textile	6	60	1	16,273,093	417,701,856	10.40%
Engineering	3	45	0	8,902,909	360,686,338	8.98%
Fuel&Power	1	23	0	4,385,724	225,087,038	5.61%
Insurance	2	53	1	2,678,142	152,475,870	3.80%
Cement	0	6	1	1,817,187	141,422,203	3.52%
Food&Allied	4	21	0	1,649,757	139,439,522	3.47%
Tannery	2	5	0	1,006,419	135,039,940	3.36%
Financial	2	20	2	4,556,292	131,080,604	3.26%
Printing	2	6	0	383,075	91,060,793	2.27%
IT Sector	1	12	0	1,836,345	79,546,737	1.98%
Telecom	0	3	0	637,029	65,253,681	1.63%
Mutual Funds	0	29	5	5,302,457	38,004,132	0.95%
Real Estate	0	5	0	906,865	34,910,579	0.87%
Ceramics	0	5	0	876,430	33,279,106	0.83%
Travel&Leis.	1	3	0	297,131	15,064,514	0.38%
Jute	0	3	0	19,166	5,434,086	0.14%
Corpo.Bond	0	1	2	22,721	2,751,635	0.07%
Debenture	0	0	0	-	-	0.00%
Total					4,015,327,805	100.00%

Top 10 Gainers (Based on YCP & Close price)					
Instr Code	Close	High	Low	YCP	%CHG
JHRML	56.5	56.5	56.5	51.4	9.9222
MERCINS	40.9	41.8	39.9	39.6	3.2828
SALVOCHEM	54.8	55.8	53.2	53.1	3.2015
VAMLRBBF	7.4	7.4	7.4	7.2	2.7778
PHARMAID	884.2	905	861	862.4	2.5278
PADMAOIL	211.3	215	202.7	206.1	2.523
KBPPWBIL	12.3	12.4	12	12	2.5
NITOLINS	49.5	51.8	47.4	48.3	2.4845
UTTARAFIN	39.8	40.5	38.6	39	2.0513
BRACBANK	46.1	46.5	45.3	45.2	1.9912

Top 10 losers (Based on YCP & Close price)					
Instr Code	Close	High	Low	YCP	%CHG
BDFINANCE	39.2	40.4	39.2	40	-2.00
BXPBARMA	161.7	166.8	161.7	165	-2.00
RENWICKJA	970	970.30	970	990.00	-2.00
TAKAFULINS	63.7	67	63.7	65	-2.00
APEXSPINN	142.2	149.9	142.2	145.1	-2.00
TAMIJTEX	240.4	246.9	240.4	245.3	-2.00
DELTALIFE	142	146	142	145.30	-2.00
MONOSPOOL	226.40	237	226	231.00	-1.99
JMISMDL	325	336.90	325	331.60	-1.99
SHURWID	20	21	20	20.10	-1.99

Top 10 Gainers (Based on Open Price & LTD)					
Instr Code	Open	High	Low	LTP	%CHG
NORTHRNINS	48.4	50.6	48.4	50.6	4.5455
PADMAOIL	202.8	215	202.7	211.3	4.1913
HWAWELLTEX	44.1	46	44.1	45.9	4.0816
SALVOCHEM	53.2	55.8	53.2	54.8	3.0075
MPETROLEUM	191.7	200	191.7	197	2.7647
PHARMAID	865	905	861	884.2	2.2197
KOHINOOR	388	397.9	388	396.4	2.1649
FASFIN	5.4	5.5	5.4	5.5	1.8519
KBPPWBIL	12.1	12.4	12	12.3	1.6529
EXIM1STMF	6.1	6.2	6	6.2	1.6393

Top 10 losers (Based on Open Price & LTD)					
Instr Code	Open	High	Low	LTP	%CHG
ENVOYTEX	45.8	45.8	43	43	-6.11
ZEALBANGLA	166.9	166.9	156.8	157.3	-5.75
CNATEX	10.6	10.6	10	10	-5.66
BANGAS	123.8	123.8	116.6	116.8	-5.65
AAMRATECH	37.3	37.3	35.3	35.3	-5.36
MITHUNKNIT	17	17	16.1	16.1	-5.29
APEXSPINN	149.9	149.9	142.2	142.2	-5.14
SONARGAON	27.4	27.4	25.7	26	-5.11
UTTARAFIN	40.5	40.5	38.6	38.6	-4.69
STANDARINS	61.7	61.7	58.8	58.9	-4.54

Block Trade					
Instr Code	Max Price	Min Price	Trades	Quantity	Value(In Mn)
ADNTEL	67.7	64.9	2	24000	1.583
ALLTEX	25	24.8	2	220000	5.46
AMANFEED	40.2	40.2	1	20000	0.804
BAYLEASING	29.2	28	2	131999	3.734
BDLAMPS	349.9	321.2	4	33800	11.52
BEXIMCO	149.1	140.5	7	160700	23.413
BNICL	95	95	1	60902	5.786
BPML	52	52	1	10000	0.52
BRACBANK	46.1	46.1	1	110000	5.071
CITYBANK	28.7	28.7	1	340000	9.758
DELTASPINN	9.1	9.1	1	700000	6.37
DHAKABANK	14.4	14.4	1	251000	3.614
DOMINAGE	23.9	23.9	1	31000	0.741
FAREASTLIF	92	92	1	7500	0.69
FORTUNE	132	122	4	847396	108.525
FUWANGFOOL	22	22	1	86500	1.903
GBBPOWER	27	27	1	28000	0.756
GEMINISEA	497.9	497.9	1	1005	0.5
GENEXIL	107	107	3	15300	1.637
HRTEX	77.4	77.4	2	37200	2.879
INDEXAGRO	105.9	94.4	2	70000	7.011
IPDC	48	47.8	2	100000	4.79
JHRML	62	62	1	97500	6.045
KTL	38.2	37.4	2	80000	3.008
NAHEEACP	72	72	1	10000	0.72
ORIONPHARM	104.5	97	2	15860	1.582
PRIMEBANK	22.6	22.6	3	1240000	28.024

Block Trade					
Instr Code	Max Price	Min Price	Trades	Quantity	Value(In Mn)
PROVATIINS	105.2	105.2	1	20000	2.104
PTL	80	80	1	124500	9.96
RDFOOD	60	60	1	11368	0.682
SAIFPOWER	34.8	34.8	1	50000	1.74
SEAPEARL	50.6	50.6	1	23825	1.206
SHEPHERD	30	28.1	5	290100	8.553
SIMTEX	16	16	1	100000	1.6
SONALIPAPR	890	850	6	63727	55.957
UTTARABANK	22.9	22.9	1	1280000	29.312
VFSTDL	26	26	1	21000	0.546
			-----	-----	-----
			70	6714182	358.1

Price Matrix (17.04.2022)

#	TRADING CODE	LTP*	HIGH	LOW	CLOSEP*	YCP*	CHANGE	TRADE	VALUE (mn)	VOLUME
1	1JANATAMF	6.2	6.3	6.2	6.2	6.3	-0.1	176	3.707	597,600
2	1STPRIMFMF	16.6	16.7	16.6	16.6	16.9	-0.3	81	1.92	115,277
3	AAMRANET	39.5	39.7	39.5	39.5	40.3	-0.8	421	21.46	542,794
4	AAMRATECH	34.6	34.9	34.6	34.6	35.3	-0.7	127	16.45	475,293
5	ABB1STMF	5.4	5.5	5.4	5.4	5.4	0.0	35	0.303	55,899
6	AB BANK	10.7	10.8	10.7	10.7	10.9	-0.2	148	2.77	258,520
7	ACFL	26.2	27.1	26.2	26.2	26.7	-0.5	122	2.73	103,487
8	ACI	280.9	282.0	277.3	279.9	282.6	-1.7	483	19.506	69,815
9	ACIFORMULA	161.8	163.0	161.6	162.3	164.7	-2.9	35	0.897	5,529
10	ACMELAB	85.2	86.4	84.0	84.8	85.4	-0.2	435	23.432	277,326
11	ACMEPL	32.2	32.6	32.2	32.2	32.8	-0.6	209	4.188	130,026
12	ACTIVEFINE	19.9	19.9	19.9	19.9	20.3	-0.4	130	1.76	88,501
13	ADNTEL	63.7	65.9	63.7	63.7	64.9	-1.2	98	11.48	180,133
14	ADVENT	26.4	26.7	26.4	26.4	26.9	-0.5	165	9.02	341,436
15	AFCAGRO	23.1	23.5	23.1	23.1	23.5	-0.4	105	1.618	70,024
16	AFTABAUTO	25.7	26.7	25.7	26.1	26.2	-0.5	98	1.00	38,619
17	AGNISYSL	23.4	23.6	23.4	23.4	23.8	-0.4	130	4.42	188,721
18	AGRANINS	45.7	47.0	45.7	45.7	46.6	-0.9	90	1.34	29,259
19	AIBL1STIMF	8.5	8.7	8.5	8.5	8.6	-0.1	31	0.60	69,776
20	AIL	45.0	45.1	45.0	45.0	45.9	-0.9	100	0.99	21,946
21	AL-HAJTEX	100.2	104.7	100.2	100.2	102.2	-2.0	146	6.587	65,628
22	ALARABANK	26.5	26.5	26.4	26.5	26.5	0.0	65	3.64	137,420
23	ALIF	12.7	13.0	12.7	12.7	12.9	-0.2	199	3.34	262,578
24	ALLTEX	24.8	24.9	24.8	24.8	25.3	-0.5	45	2.77	111,835
25	AMANFEED	40.0	40.2	40.0	40.0	40.8	-0.8	144	5.226	130,623
26	AMBEEPHA	464.5	473.0	464.5	464.5	473.9	-9.4	77	1.336	2,875
27	AMCL(PRAN)	318.9	319.9	318.9	318.9	325.4	-6.5	117	2.354	7,379
28	ANLIMAYARN	36.7	36.9	36.6	36.7	37.3	-0.6	66	1.12	30,462
29	ANWARGALV	355.2	365.0	354.9	355.2	362.1	-6.9	449	20.58	57,721
30	AOL	37.4	38.5	37.4	37.4	38.1	-0.7	243	4.07	108,761
31	APEXFOODS	205.0	209.0	205.0	205.0	209.1	-4.1	88	1.824	8,892
32	APEXFOOT	278.4	280.1	278.4	278.4	284.0	-5.6	167	11.88	42,650
33	APEXSPINN	139.4	140.0	139.4	139.4	142.2	-2.8	79	1.71	12,258
34	APEXTANRY	146.9	146.9	146.9	146.9	149.8	-2.9	41	1.75	11,894
35	APOLOISPAT	8.6	8.6	8.6	8.6	8.7	-0.1	115	1.545	179,708
36	ARAMIT	311.5	312.0	311.5	311.5	317.8	-6.3	56	3.131	10,045
37	ARAMITCEM	32.1	32.3	32.1	32.1	32.7	-0.6	77	0.824	25,663
38	ARGONDENIM	17.5	17.6	17.5	17.5	17.8	-0.3	74	0.921	52,621
39	ASIAINS	69.7	71.4	69.7	69.7	71.1	-1.4	207	5.286	75,720
40	ASIAPACINS	49.6	49.8	49.6	49.6	50.6	-1.0	88	1.914	38,579
41	ATCSLGF	9.6	9.7	9.6	9.6	9.7	-0.1	127	1.99	207,453
42	ATLASBANG	103.7	105.0	103.6	103.8	105.7	-2.0	113	1.76	16,947
43	AZIZPIPES	99.4	100.1	98.5	98.6	100.5	-1.1	157	2.43	24,642
44	BANGAS	114.5	119.4	114.5	114.5	116.8	-2.3	122	2.955	25,785
45	BANKASIA	18.3	18.6	18.3	18.3	18.6	-0.3	63	0.677	36,913
46	BARKAPOWER	24.0	24.3	24.0	24.0	24.4	-0.4	632	5.89	245,247
47	BATASHOE	900.0	900.0	871.9	895.2	883.0	17.0	100	3.38	3,811
48	BATBC	574.1	579.9	571.1	574.1	578.4	-4.3	1,822	59.23	103,354
49	BAYLEASING	27.5	27.7	27.5	27.5	28.0	-0.5	89	2.224	80,864
50	BBS	23.3	23.8	23.3	23.3	23.7	-0.4	238	15.862	680,426

Price Matrix (17.04.2022)

#	TRADING CODE	LTP*	HIGH	LOW	CLOSEP*	YCP*	CHANGE	TRADE	VALUE (mn)	VOLUME
51	BBSCABLES	56.0	56.2	55.0	56.0	55.9	0.1	802	23.47	422,026
52	BDAUTOCA	134.0	139.0	134.0	134.0	136.7	-2.7	127	2.36	17,571
53	BDCOM	33.7	33.7	33.7	33.7	34.3	-0.6	67	2.90	86,138
54	BDFINANCE	39.6	39.7	38.5	39.2	39.2	0.4	263	9.257	238,400
55	BDLAMPS	321.1	321.5	321.1	321.1	327.6	-6.5	99	3.915	12,192
56	BDSERVICE	0.0	0.0	0.0	5.2	5.2	--	0	0.00	0
57	BDTHAI	18.2	18.5	18.2	18.2	18.5	-0.3	138	2.817	154,762
58	BDTHAIFOOD	37.9	38.1	37.9	37.9	38.6	-0.7	89	1.002	26,427
59	BDWELDING	18.0	18.7	18.0	18.0	18.3	-0.3	79	2.308	127,703
60	BEACHHATCH	37.1	37.2	37.1	37.1	37.8	-0.7	56	2.014	54,276
61	BEACONPHAR	288.2	289.6	283.0	288.2	286.5	1.7	703	72.933	254,564
62	BENGALWTL	21.2	21.4	21.2	21.2	21.6	-0.4	45	0.95	44,916
63	BERGERPBL	1,764.0	1,764.0	1,740.0	1,763.3	1,759.5	4.5	21	0.31	176
64	BEXIMCO	140.5	143.0	140.5	140.5	143.3	-2.8	857	94.655	672,771
65	BGIC	44.5	45.7	44.5	44.5	45.4	-0.9	42	0.502	11,278
66	BIFC	7.2	7.4	7.2	7.2	7.3	-0.1	18	0.095	13,185
67	BNICL	93.2	93.5	93.2	93.2	95.1	-1.9	43	0.568	6,083
68	BPML	50.8	52.0	50.8	50.8	51.8	-1.0	299	9.96	196,009
69	BPPL	30.3	30.9	30.3	30.3	30.9	-0.6	402	7.063	232,347
70	BRACBANK	45.7	46.1	45.6	45.7	46.1	-0.4	186	9.566	209,057
71	BSC	103.4	104.7	103.3	103.4	105.4	-2.0	949	73.174	707,225
72	BSCCL	210.0	210.0	204.6	207.7	208.4	1.6	318	20.093	97,366
73	BSRMLTD	108.5	110.1	108.1	108.5	110.1	-1.6	612	35.291	324,713
74	BSRMSTEEL	76.0	76.7	75.7	76.1	76.9	-0.9	151	10.446	137,575
75	BXPHARMA	158.6	163.4	158.5	158.6	161.7	-3.1	761	60.50	380,925
76	BXSYNTH	0.0	0.0	0.0	8.4	8.4	--	0	0.00	0
77	CAPMBDBLMF	10.0	10.0	10.0	10.0	10.2	-0.2	28	0.98	98,175
78	CAPMIBBLMF	14.3	14.3	14.3	14.3	14.5	-0.2	32	0.25	17,686
79	CENTRALINS	44.1	44.4	44.1	44.1	45.0	-0.9	68	0.93	21,050
80	CENTRALPHL	14.0	14.0	14.0	14.0	14.2	-0.2	92	0.69	49,313
81	CITYBANK	26.4	26.6	25.9	26.4	26.3	0.1	464	22.89	875,183
82	CITYGENINS	30.7	30.7	30.7	30.7	31.3	-0.6	60	1.01	32,721
83	CNATEX	9.8	9.9	9.8	9.8	10.0	-0.2	139	4.90	498,675
84	CONFIDCEM	110.8	111.8	109.6	110.5	111.8	-1.0	346	11.19	101,549
85	CONTININS	36.6	38.1	36.6	36.6	37.3	-0.7	161	4.303	117,438
86	COPPERTECH	36.3	37.3	36.3	36.3	37.0	-0.7	165	8.457	232,647
87	CROWNCEMNT	64.4	64.6	64.4	64.4	65.7	-1.3	27	0.256	3,967
88	CRYSTALINS	39.0	39.0	39.0	39.0	39.7	-0.7	39	0.399	10,226
89	CVOPRL	173.5	175.0	173.5	173.5	177.0	-3.5	128	2.52	14,518
90	DACCADYE	18.2	18.2	18.2	18.2	18.5	-0.3	94	3.269	179,600
91	DAFODILCOM	71.9	72.9	71.5	72.8	72.9	-1.0	26	4.199	57,700
92	DBH	63.5	64.5	62.7	63.2	63.9	-0.4	264	4.718	74,859
93	DBH1STMF	7.2	7.5	7.2	7.2	7.3	-0.1	48	0.674	93,403
94	DELTALIFE	139.6	141.1	139.6	139.6	142.4	-2.8	427	21.902	156,706
95	DELTASPINN	9.1	9.1	9.1	9.1	9.2	-0.1	52	0.451	49,545
96	DESCO	36.9	37.0	36.8	36.9	37.0	-0.1	55	0.622	16,861
97	DESHBANDHU	19.5	19.5	19.5	19.5	19.8	-0.3	39	1.847	94,742
98	DGIC	31.3	31.4	31.3	31.3	31.9	-0.6	41	0.255	8,144
99	DHAKABANK	13.4	13.6	13.2	13.3	13.4	0.0	103	4.583	343,915
100	DHAKAINS	59.2	60.0	59.2	59.2	60.4	-1.2	89	4.645	78,417

Price Matrix (17.04.2022)

#	TRADING CODE	LTP*	HIGH	LOW	CLOSEP*	YCP*	CHANGE	TRADE	VALUE (mn)	VOLUME
101	DOMINAGE	21.5	21.5	21.5	21.5	21.9	-0.4	73	0.986	45,843
102	DOREENPWR	72.4	72.9	71.7	72.4	71.7	0.7	1,405	71.01	981,641
103	DSHGARME	149.3	152.0	149.3	149.3	152.3	-3.0	131	1.45	9,700
104	DSSL	17.2	17.5	17.2	17.2	17.5	-0.3	538	21.815	1,267,733
105	DULAMIACOT	57.5	57.5	57.4	57.5	57.4	0.1	2	0.01	200
106	DUTCHBANGL	61.9	62.8	61.9	61.9	63.1	-1.2	284	5.458	87,938
107	EASTERNINS	70.2	70.5	70.2	70.2	71.6	-1.4	70	1.264	18,005
108	EASTLAND	34.8	34.8	32.3	33.7	32.9	1.9	43	3.659	109,454
109	EASTRNLUB	1,880.0	1,908.0	1,880.0	1,880.0	1,918.0	-38.0	158	4.41	2,345
110	EBL	37.2	37.8	37.2	37.2	37.9	-0.7	177	8.198	220,302
111	EBL1STMF	7.3	7.3	7.2	7.2	7.3	0.0	29	0.903	124,560
112	EBLNRBMF	6.1	6.2	6.1	6.1	6.1	0.0	37	2.356	386,201
113	ECABLES	132.5	136.8	132.2	133.2	134.8	-2.3	62	0.86	6,458
114	EGEN	47.7	48.2	47.6	47.6	48.5	-0.8	97	1.834	38,434
115	EHL	52.2	52.8	51.7	52.0	52.7	-0.5	176	5.899	113,758
116	EIL	28.4	28.7	28.4	28.4	28.9	-0.5	271	2.994	105,329
117	EMERALDOIL	32.1	32.7	32.1	32.1	32.7	-0.6	86	1.197	37,212
118	ENVOYTEX	42.2	43.3	42.2	42.4	43.0	-0.8	21	0.213	5,035
119	EPGL	36.9	38.0	36.9	36.9	37.6	-0.7	258	4.994	134,573
120	ESQUIRENIT	33.2	33.6	33.1	33.1	33.7	-0.5	120	3.365	101,606
121	ETL	10.2	10.3	10.1	10.2	10.3	-0.1	150	3.041	300,160
122	EXIM1STMF	6.0	6.1	6.0	6.0	6.1	-0.1	56	3.26	536,512
123	EXIMBANK	11.8	11.8	11.5	11.7	11.7	0.1	190	4.214	362,151
124	FAMILYTEX	4.9	4.9	4.9	4.9	4.9	0.0	6	0.005	1,111
125	FARCHEM	11.5	11.5	11.5	11.5	11.7	-0.2	123	1.704	148,141
126	FAREASTFIN	5.4	5.4	5.4	5.4	5.5	-0.1	8	0.043	8,033
127	FAREASTLIF	83.7	85.3	83.7	83.7	85.4	-1.7	54	2.32	27,726
128	FASFIN	5.5	5.5	5.4	5.4	5.5	0.0	123	1.632	301,214
129	FBFIF	5.1	5.3	5.1	5.1	5.2	-0.1	161	3.58	697,029
130	FEDERALINS	28.3	28.8	28.3	28.3	28.8	-0.5	35	0.221	7,823
131	FEKDIL	16.2	16.3	16.2	16.2	16.5	-0.3	66	1.04	64,306
132	FINEFOODS	40.7	42.6	40.7	40.7	41.5	-0.8	75	1.29	31,645
133	FIRSTFIN	5.3	5.5	5.3	5.3	5.4	-0.1	27	0.23	43,139
134	FIRSTSBANK	11.3	11.3	11.1	11.2	11.3	0.0	231	11.10	990,982
135	FORTUNE	118.0	118.3	118.0	118.0	120.4	-2.4	167	6.87	58,207
136	FUWANGCER	15.2	15.3	15.2	15.2	15.5	-0.3	123	1.643	107,971
137	FUWANGFOOD	21.0	21.0	21.0	21.0	21.4	-0.4	119	3.36	159,777
138	GBBPOWER	27.0	27.0	27.0	27.0	27.5	-0.5	56	2.08	77,048
139	GEMINISEA	497.9	497.9	497.9	497.9	508.0	-10.1	128	5.813	11,676
140	GENEXIL	107.0	109.1	107.0	107.0	109.1	-2.1	275	8.569	80,022
141	GENNEXT	6.4	6.5	6.4	6.4	6.5	-0.1	237	8.07	1,256,379
142	GHAIL	17.0	17.3	17.0	17.0	17.3	-0.3	70	1.574	92,545
143	GHCL	32.9	33.3	32.9	32.9	33.5	-0.6	36	0.233	7,089
144	GLOBALINS	41.3	43.1	41.3	41.3	42.1	-0.8	41	1.262	30,565
145	GOLDENSON	16.3	16.7	16.3	16.3	16.6	-0.3	244	5.985	366,585
146	GP	319.8	323.1	319.1	319.8	323.1	-3.3	710	31.404	98,047
147	GPHISPAT	51.2	51.7	51.2	51.2	52.2	-1.0	659	41.349	806,749
148	GQBALLPEN	106.5	108.7	106.5	106.5	108.6	-2.1	235	3.403	31,867
149	GRAMEENS2	15.8	15.8	15.7	15.7	15.8	0.0	63	2.076	131,594
150	GREENDELMF	7.4	7.5	7.4	7.4	7.5	-0.1	17	0.976	131,936

Price Matrix (17.04.2022)

#	TRADING CODE	LTP*	HIGH	LOW	CLOSEP*	YCP*	CHANGE	TRADE	VALUE (mn)	VOLUME
151	GREENDEL	75.5	78.9	75.5	75.5	77.0	-1.5	101	4.413	58,447
152	GSPFINANCE	29.0	29.5	29.0	29.0	29.5	-0.5	442	53.201	1,832,293
153	HAKKANIPUL	55.6	57.7	55.6	55.6	56.7	-1.1	123	2.605	46,843
154	HEIDELBCEM	273.0	278.4	273.0	273.0	278.5	-5.5	48	3.338	12,228
155	HFL	19.5	19.7	19.5	19.5	19.8	-0.3	81	0.885	45,322
156	HRTEX	77.4	78.8	77.4	77.4	78.8	-1.4	484	32.845	423,675
157	HWAWELLTEX	44.6	45.8	43.9	44.1	44.6	0.0	76	2.562	57,400
158	IBNSINA	288.0	292.8	286.1	288.7	288.7	-0.7	81	2.641	9,159
159	IBP	17.2	17.5	17.2	17.2	17.5	-0.3	173	2.795	161,704
160	ICB	97.7	99.1	97.6	97.7	99.5	-1.8	276	6.01	61,427
161	ICB3RDNRB	6.8	6.8	6.7	6.7	6.8	0.0	49	1.02	150,870
162	ICBAGRANI1	9.1	9.1	9.1	9.1	9.2	-0.1	3	0.03	2,964
163	ICBAMCL2ND	8.6	8.7	8.6	8.6	8.7	-0.1	76	1.164	135,180
164	ICBEPMF1S1	7.2	7.2	7.2	7.2	7.2	0.0	3	0.007	1,010
165	ICBIBANK	4.8	4.8	4.8	4.8	4.8	0.0	14	0.30	62,013
166	ICBSONALI1	0.0	0.0	0.0	8.4	8.4	--	0	0.00	0
167	IDLC	51.2	51.2	50.2	50.7	51.2	0.0	284	8.809	174,600
168	IFADAUTOS	43.7	44.4	43.6	43.8	44.2	-0.5	138	3.512	80,213
169	IFIC	12.2	12.5	12.2	12.2	12.4	-0.2	646	18.867	1,544,783
170	IFIC1STMF	5.4	5.5	5.3	5.4	5.4	0.0	79	0.57	105,610
171	IFILISLMF1	6.5	6.5	6.5	6.5	6.6	-0.1	25	0.358	55,015
172	ILFSL	5.6	5.6	5.4	5.5	5.5	0.1	76	1.23	224,898
173	IMAMBUTTON	43.8	44.8	43.8	43.8	44.6	-0.8	38	1.558	35,575
174	INDEXAGRO	94.4	95.4	94.4	94.4	96.3	-1.9	70	1.66	17,569
175	INTECH	28.0	28.2	27.8	27.9	28.3	-0.3	62	1.725	61,830
176	INTRACO	21.0	21.5	21.0	21.0	21.4	-0.4	231	13.23	628,855
177	IPDC	45.9	46.1	45.9	45.9	46.8	-0.9	97	5.513	120,032
178	ISLAMIBANK	32.6	32.6	32.5	32.6	32.6	0.0	300	15.044	462,854
179	ISLAMICFIN	21.4	21.9	21.4	21.4	21.8	-0.4	107	2.25	105,107
180	ISLAMIINS	48.8	49.8	48.8	48.8	49.7	-0.9	61	1.174	24,016
181	ISNLTD	42.0	42.4	42.0	42.0	42.8	-0.8	109	2.129	50,681
182	ITC	33.0	34.4	33.0	33.0	33.6	-0.6	62	1.165	35,299
183	JAMUNABANK	23.3	23.4	22.8	23.3	23.0	0.3	442	28.491	1,235,949
184	JAMUNAOIL	164.0	165.9	164.0	164.3	165.0	-1.0	122	2.884	17,540
185	JANATAINS	37.8	38.0	37.8	37.8	38.5	-0.7	69	2.226	58,850
186	JHRML	61.0	62.1	56.5	61.0	56.5	4.5	162,719	735.912	12,131,222
187	JMISMDL	318.6	323.0	318.5	318.5	325.0	-6.4	142	6.091	19,031
188	JUTESPINN	135.9	138.6	135.9	135.9	138.6	-2.7	33	0.334	2,447
189	KARNAPHULI	34.1	34.5	34.1	34.1	34.7	-0.6	61	1.04	30,471
190	KAY&QUE	245.0	254.0	245.0	249.8	249.9	-4.9	106	2.537	10,202
191	KBPPWBIL	12.1	12.4	12.1	12.1	12.3	-0.2	134	2.353	193,623
192	KDSALTD	51.9	54.3	51.9	51.9	52.9	-1.0	119	2.062	39,726
193	KEYACOSMET	7.4	7.5	7.4	7.4	7.5	-0.1	180	7.222	975,994
194	KOHINOOR	390.0	397.9	390.0	390.3	396.4	-6.4	109	1.567	4,012
195	KPCL	30.6	31.4	30.6	30.6	31.2	-0.6	332	8.862	289,462
196	KPPL	9.2	9.2	9.2	9.2	9.3	-0.1	34	0.156	17,009
197	KTL	38.3	39.0	36.7	38.3	37.4	0.9	529	112.128	2,927,155
198	LANKABAFIN	29.1	29.8	29.1	29.1	29.6	-0.5	341	12.037	413,444
199	LEGACYFOOT	56.6	57.6	56.5	56.5	57.6	-1.0	131	1.571	27,557
200	LHBL	75.7	77.2	75.7	75.7	77.2	-1.5	1,072	122.526	1,615,507

Price Matrix (17.04.2022)

#	TRADING CODE	LTP*	HIGH	LOW	CLOSEP*	YCP*	CHANGE	TRADE	VALUE (mn)	VOLUME
201	LIBRAINFU	878.0	895.0	878.0	878.6	895.9	-17.9	197	2.314	2,631
202	LINDEBD	1,407.1	1,431.1	1,407.0	1,407.3	1,435.2	-28.1	351	12.962	9,201
203	LOVELLO	37.6	38.3	37.6	37.6	38.3	-0.7	540	18.861	500,828
204	LRBDL	36.4	36.7	36.0	36.1	36.7	-0.3	256	2.856	79,210
205	LRGLOBMF1	6.5	6.5	6.5	6.5	6.5	0.0	52	0.887	136,430
206	MAKSONSPIN	21.5	21.7	21.5	21.5	21.9	-0.4	218	9.367	435,569
207	MALEKSPIN	27.0	27.5	27.0	27.0	27.5	-0.5	134	4.601	170,395
208	MARICO	2,319.0	2,327.0	2,302.0	2,310.9	2,327.7	-8.7	334	8.795	3,805
209	MATINSPINN	63.6	64.5	63.6	63.6	64.8	-1.2	384	11.886	186,264
210	MBL1STMF	7.7	7.8	7.7	7.7	7.8	-0.1	32	0.422	54,768
211	MEGCONMILK	20.8	21.3	20.2	20.8	20.6	0.2	105	1.71	83,590
212	MEGHNACEM	72.9	73.9	71.4	72.2	72.8	0.1	78	0.90	12,499
213	MEGHNALIFE	69.1	69.6	69.1	69.1	70.5	-1.4	79	3.102	44,830
214	MEGHNAPET	27.7	28.3	26.6	27.7	27.0	0.7	296	4.322	156,470
215	MERCANBANK	14.4	14.4	14.4	14.4	14.6	-0.2	370	1.741	120,885
216	MERCINS	40.1	40.5	40.1	40.1	40.9	-0.8	26	0.32	7,985
217	METROSPIN	20.4	20.7	20.4	20.4	20.8	-0.4	93	1.935	94,814
218	MHSML	34.9	35.4	34.9	34.9	35.6	-0.7	39	1.292	37,016
219	MIDASFIN	14.0	14.0	14.0	14.0	14.2	-0.2	23	0.139	9,894
220	MIRACLEIND	24.5	24.7	24.4	24.5	24.8	-0.3	92	1.461	59,857
221	MIRAKHTER	58.8	59.6	58.8	58.8	60.0	-1.2	233	4.797	81,567
222	MITHUNKNIT	15.8	16.9	15.8	15.8	16.1	-0.3	65	0.917	56,460
223	MJLBD	86.0	87.2	85.5	85.8	87.2	-1.2	171	3.811	44,172
224	MLDYEING	22.6	22.9	22.5	22.6	22.9	-0.3	135	5.192	229,554
225	MONNOAGML	509.2	520.0	508.5	509.2	518.6	-9.4	226	5.738	11,180
226	MONNOCERA	102.2	104.0	102.2	102.2	104.2	-2.0	182	4.149	40,584
227	MONNOFABR	21.7	21.9	21.7	21.7	22.1	-0.4	88	1.55	71,416
228	MONOSPOOL	221.9	230.8	221.9	221.9	226.4	-4.5	69	0.365	1,641
229	MPETROLEUM	194.9	196.0	194.2	194.9	197.0	-2.1	87	2.463	12,626
230	MTB	17.9	18.1	17.9	17.9	18.2	-0.3	30	0.279	15,505
231	NAHEEACP	70.8	72.1	70.8	70.9	72.2	-1.4	63	2.42	34,009
232	NATLIFEINS	199.2	202.0	199.2	201.3	201.7	-2.5	23	0.097	480
233	NAVANACNG	28.0	28.5	28.0	28.0	28.3	-0.3	51	0.227	8,090
234	NBL	7.5	7.6	7.4	7.5	7.5	0.0	378	19.183	2,562,045
235	NCCBANK	15.0	15.1	14.6	15.0	14.8	0.2	247	18.035	1,208,096
236	NCCBLMF1	6.9	7.0	6.9	6.9	7.0	-0.1	48	0.474	68,649
237	NEWLINE	46.1	47.2	46.1	46.7	47.0	-0.9	28	1.492	31,827
238	NFML	16.4	16.6	16.3	16.4	16.6	-0.2	142	3.546	217,194
239	NHFIL	43.4	44.0	43.4	43.4	44.2	-0.8	248	9.6	220,974
240	NITOLINS	48.6	49.0	48.6	48.6	49.5	-0.9	62	6.781	139,513
241	NLI1STMF	0.0	0.0	0.0	14.4	14.4	--	0	0	0
242	NORTHERN	245.4	254.0	245.4	245.4	250.4	-5.0	164	2.87	11,675
243	NORTHRNINS	48.9	49.8	48.2	48.9	48.9	0.0	192	7.72	158,945
244	NPOLYMER	50.7	52.4	50.7	50.7	51.7	-1.0	318	10.846	213,254
245	NRBCBANK	22.9	23.4	22.9	22.9	23.3	-0.4	333	28.175	1,228,706
246	NTC	647.0	661.0	647.0	647.0	660.1	-13.1	62	1.704	2,631
247	NTLTUBES	80.2	82.9	80.1	80.3	81.6	-1.4	215	4.027	50,020
248	NURANI	6.7	6.8	6.7	6.7	6.8	-0.1	133	1.887	280,953
249	OAL	11.6	11.8	11.6	11.6	11.8	-0.2	144	2.427	209,006
250	OIMEX	19.5	19.7	19.5	19.5	19.8	-0.3	91	2.178	111,606

Price Matrix (17.04.2022)

#	TRADING CODE	LTP*	HIGH	LOW	CLOSEP*	YCP*	CHANGE	TRADE	VALUE (mn)	VOLUME
251	OLYMPIC	132.9	134.0	131.4	131.6	134.0	-1.1	587	11.495	86,981
252	ONEBANKLTD	12.5	12.6	12.4	12.5	12.6	-0.1	326	23.263	1,866,441
253	ORIONINFU	80.3	81.9	79.9	80.3	81.5	-1.2	313	8.41	105,083
254	ORIONPHARM	96.3	97.5	96.3	96.3	98.2	-1.9	554	38.883	403,477
255	PADMALIFE	47.6	48.2	47.0	47.6	47.9	-0.3	225	4.583	96,839
256	PADMAOIL	208.9	211.3	207.3	207.5	211.3	-2.4	64	1.37	6,581
257	PAPERPROC	252.9	260.0	252.9	252.9	258.0	-5.1	192	8.08	31,911
258	PARAMOUNT	52.8	53.7	52.8	52.8	53.8	-1.0	43	0.521	9,863
259	PDL	11.7	11.9	11.7	11.7	11.9	-0.2	185	3.66	312,360
260	PENINSULA	32.3	32.5	32.3	32.3	32.9	-0.6	44	1.026	31,764
261	PEOPLESINS	56.6	56.7	56.6	56.6	57.7	-1.1	51	1.559	27,545
262	PF1STMF	10.8	10.9	10.8	10.8	11.0	-0.2	27	0.182	16,865
263	PHARMAID	866.6	884.9	866.6	866.6	884.2	-17.6	185	11.142	12,828
264	PHENIXINS	44.8	45.9	44.7	44.7	45.6	-0.8	42	1.48	33,093
265	PHOENIXFIN	19.9	20.3	19.9	19.9	20.3	-0.4	82	2.308	115,321
266	PHPMF1	5.2	5.4	5.2	5.2	5.3	-0.1	85	1.496	284,752
267	PIONEERINS	93.1	95.0	93.1	93.1	95.0	-1.9	72	6.219	66,791
268	PLFSL	0.0	0.0	0.0	3.0	3.0	--	0	0	0
269	POPULAR1MF	5.2	5.3	5.1	5.1	5.2	0.0	53	0.71	136,742
270	POPULARLIF	69.3	70.0	69.1	69.1	70.5	-1.2	108	1.817	26,236
271	POWERGRID	58.1	59.0	57.9	58.1	59.0	-0.9	398	29.933	516,030
272	PRAGATIINS	75.5	75.8	75.5	75.5	77.0	-1.5	51	1.244	16,460
273	PRAGATILIF	81.7	83.5	79.9	80.4	81.5	0.2	106	1.58	19,660
274	PREMIERBAN	16.1	16.4	16.0	16.1	16.3	-0.2	822	46.815	2,892,739
275	PREMIERCEM	53.0	53.5	52.0	53.0	53.0	0.0	121	2.392	45,774
276	PREMIERLEA	6.9	6.9	6.9	6.9	7.0	-0.1	17	0.108	15,650
277	PRIME1ICBA	7.6	7.6	7.6	7.6	7.7	-0.1	2	0.00	5
278	PRIMEBANK	22.5	22.6	22.2	22.5	22.6	-0.1	498	37.039	1,650,695
279	PRIMEFIN	11.9	12.0	11.9	11.9	12.1	-0.2	80	2.394	201,155
280	PRIMEINSUR	86.4	86.4	85.2	85.3	86.9	-0.5	134	4.012	46,993
281	PRIMELIFE	61.6	61.8	61.6	61.6	62.8	-1.2	83	2.383	38,675
282	PRIMETEX	24.5	24.8	24.5	24.5	25.0	-0.5	79	2.649	107,910
283	PROGRESLIF	85.4	85.5	85.4	85.4	87.1	-1.7	54	0.554	6,482
284	PROVATIINS	105.2	107.0	105.2	105.2	107.3	-2.1	34	1.151	10,908
285	PTL	74.9	76.5	74.9	74.9	76.4	-1.5	228	16.792	223,427
286	PUBALIBANK	26.3	26.4	25.8	26.2	26.3	0.0	48	1.166	44,799
287	PURABIGEN	31.6	31.7	31.6	31.6	32.2	-0.6	69	1.674	52,961
288	QUASEMIND	51.4	51.5	50.4	51.0	51.3	0.1	276	8.595	169,286
289	QUEENSOUTH	22.8	23.2	22.8	22.8	23.2	-0.4	351	15.123	663,096
290	RAHIMAFODD	281.8	282.2	281.8	281.8	287.5	-5.7	113	3.541	12,563
291	RAHIMTEXT	230.7	234.0	230.6	230.6	235.3	-4.6	90	1.837	7,963
292	RAKCEMATIC	41.5	42.3	41.5	41.5	42.3	-0.8	379	21.853	526,089
293	RANFOUNDRY	201.1	204.5	201.1	201.1	205.2	-4.1	344	10.775	53,503
294	RDFOOD	55.4	57.2	55.3	55.4	56.4	-1.0	113	7.022	125,343
295	RECKITTEN	5,132.2	5,205.0	5,110.0	5,131.1	5,208.4	-76.2	61	1.977	385
296	REGENTTEX	9.4	9.7	9.4	9.4	9.5	-0.1	44	0.508	53,637
297	RELIANCE1	11.1	11.2	11.0	11.1	11.2	-0.1	22	0.139	12,535
298	RELIANCINS	66.4	67.8	66.4	66.4	67.7	-1.3	42	1.314	19,776
299	RENATA	1,349.8	1,350.9	1,344.0	1,347.9	1,348.3	1.5	425	10.278	7,629
300	RENWICKJA	950.8	955.2	950.8	950.8	970.2	-19.4	80	0.815	857

Price Matrix (17.04.2022)

#	TRADING CODE	LTP*	HIGH	LOW	CLOSEP*	YCP*	CHANGE	TRADE	VALUE (mn)	VOLUME
301	REPUBLIC	40.8	42.0	40.6	40.7	41.4	-0.6	201	0.97	23,877
302	RINGSHINE	8.8	8.8	8.8	8.8	8.9	-0.1	115	1.155	131,302
303	RNSPIN	6.8	7.0	6.8	6.8	6.9	-0.1	176	2.869	421,787
304	ROBI	31.2	31.4	30.9	31.2	31.4	-0.2	880	13.756	441,616
305	RSRMSTEEL	18.3	18.3	18.3	18.3	18.6	-0.3	32	0.345	18,830
306	RUNNERAUTO	49.4	51.0	49.4	49.5	50.4	-1.0	130	2.936	59,088
307	RUPALIBANK	27.1	27.2	27.1	27.1	27.6	-0.5	40	0.628	23,157
308	RUPALIINS	31.8	32.0	31.8	31.8	32.4	-0.6	99	1.627	51,150
309	RUPALILIFE	68.2	68.5	68.2	68.2	69.5	-1.3	102	6.117	89,672
310	SAFKOSPINN	21.4	21.8	21.4	21.4	21.8	-0.4	70	1.972	92,046
311	SAIFPOWER	34.5	35.2	34.5	34.5	35.2	-0.7	543	20.686	599,052
312	SAIHAMCOT	14.9	15.0	14.8	14.8	15.1	-0.2	300	2.346	158,052
313	SAIHAMTEX	20.8	21.0	20.8	20.8	21.2	-0.4	103	3.99	191,562
314	SALAMCRST	23.7	23.9	23.7	23.7	24.1	-0.4	101	0.819	34,546
315	SALVOCHEM	53.8	54.9	53.8	53.8	54.8	-1.0	670	37.613	696,112
316	SAMATALETH	71.4	72.7	71.4	71.4	72.8	-1.4	64	1.065	14,904
317	SAMORITA	84.1	87.8	84.1	84.1	85.8	-1.7	162	3.978	46,716
318	SANDHANINS	31.3	32.6	31.3	31.3	31.9	-0.6	158	7.106	226,826
319	SAPORTL	26.6	27.0	26.6	26.6	27.1	-0.5	105	2.607	97,339
320	SAVAREFR	239.9	242.0	239.9	240.1	244.7	-4.8	17	0.182	757
321	SBACBANK	13.1	13.4	13.0	13.1	13.1	0.0	248	4.486	342,390
322	SEAPEARL	48.4	49.1	48.4	48.4	49.3	-0.9	109	4.991	102,625
323	SEMLFBSLGF	8.6	8.7	8.6	8.6	8.7	-0.1	51	2.186	254,134
324	SEMLIBBSF	8.9	9.2	8.9	8.9	9.0	-0.1	24	0.153	17,130
325	SEMILLECMF	10.2	10.3	10.2	10.2	10.4	-0.2	27	2.508	244,890
326	SHAHJABANK	19.9	20.0	19.8	19.9	20.0	-0.1	45	0.358	17,982
327	SHASHADNIM	25.1	25.3	25.1	25.1	25.6	-0.5	82	2.329	92,520
328	SHEPHERD	27.0	28.1	27.0	27.0	27.5	-0.5	140	23.068	848,157
329	SHURWID	19.4	19.5	19.4	19.4	19.7	-0.3	85	1.982	102,167
330	SHYAMPSUG	72.2	74.5	72.2	72.2	73.6	-1.4	18	0.083	1,147
331	SIBL	14.2	14.3	14.1	14.2	14.3	-0.1	80	5.107	361,253
332	SILCOPHL	25.0	25.9	25.0	25.0	25.5	-0.5	109	3.763	150,320
333	SILVAPHL	20.3	20.6	20.3	20.3	20.7	-0.4	146	8.214	404,563
334	SIMTEX	15.8	16.1	15.8	15.8	16.1	-0.3	128	2.632	165,848
335	SINGERBD	169.7	171.8	168.6	169.7	171.5	-1.8	101	3.412	20,088
336	SINOBANGLA	47.5	48.5	47.4	47.5	48.3	-0.8	49	0.496	10,412
337	SKICL	53.3	54.5	53.3	53.3	54.3	-1.0	355	5.325	99,474
338	SKTRIMS	26.2	26.7	26.2	26.2	26.7	-0.5	200	5.072	192,486
339	SONALIANS	443.1	454.9	442.0	443.1	450.5	-7.4	159	2.231	5,044
340	SONALILIFE	55.0	60.6	54.4	54.5	55.5	-0.5	274	3.386	59,389
341	SONALIPAPR	841.4	857.9	841.4	841.4	858.5	-17.1	182	13.417	15,935
342	SONARBAINS	58.5	59.1	58.5	58.5	59.6	-1.1	66	1.995	34,086
343	SONARGAON	25.5	26.0	25.5	25.5	26.0	-0.5	121	3.301	129,340
344	SOUTHEASTB	13.5	13.6	13.4	13.5	13.6	-0.1	119	2.977	221,540
345	SPCERAMICS	24.9	25.2	24.9	25.0	25.4	-0.5	179	4.903	196,718
346	SPCL	72.8	74.2	72.7	72.8	74.1	-1.3	254	5.93	81,458
347	SQUARETEXT	61.8	62.4	61.5	62.0	62.6	-0.8	248	7.419	119,938
348	SQURPHARMA	222.7	224.5	222.4	222.7	224.1	-1.4	1,313	111.702	501,274
349	SSSTEEL	17.5	17.8	17.4	17.5	17.6	-0.1	830	28.524	1,625,899
350	STANCERAM	145.0	147.9	143.4	144.5	146.3	-1.3	69	0.73	5,068

Price Matrix (17.04.2022)										
#	TRADING CODE	LTP*	HIGH	LOW	CLOSEP*	YCP*	CHANGE	TRADE	VALUE (mn)	VOLUME
351	STANDARINS	58.1	59.9	57.8	58.1	58.9	-0.8	7	0.068	1,162
352	STANDBANKL	8.9	9.0	8.9	8.9	9.0	-0.1	122	1.836	206,280
353	STYLECRAFT	111.1	112.1	111.1	111.1	113.3	-2.2	217	2.254	20,275
354	SUMITPOWER	38.4	38.8	38.2	38.4	38.7	-0.3	279	10.556	274,728
355	SUNLIFEINS	42.6	44.5	42.6	42.6	43.4	-0.8	30	0.381	8,920
356	TAKAFULINS	62.5	64.8	62.5	62.5	63.7	-1.2	53	1.799	28,783
357	TALLUSPIN	10.0	10.2	10.0	10.0	10.2	-0.2	72	1.069	106,619
358	TAMIJTEX	235.6	236.0	235.6	235.6	240.4	-4.8	66	1.154	4,895
359	TITASGAS	38.2	38.7	38.2	38.2	38.9	-0.7	505	16.161	422,725
360	TOSRIFA	18.8	18.9	18.8	18.8	19.1	-0.3	46	1.227	65,164
361	TRUSTB1MF	5.8	5.8	5.7	5.7	5.8	0.0	99	1.861	324,155
362	TRUSTBANK	31.2	32.0	31.0	31.0	31.4	-0.2	39	0.626	20,046
363	TUNGHAI	5.6	5.7	5.6	5.6	5.7	-0.1	55	0.58	103,397
364	UCB	14.6	14.8	14.5	14.6	14.6	0.0	155	1.59	108,577
365	UNILEVERCL	2,808.6	2,829.0	2,800.0	2,808.6	2,813.7	-5.1	52	1.466	523
366	UNIONBANK	11.4	11.6	11.4	11.4	11.6	-0.2	2,240	32.881	2,876,174
367	UNIONCAP	8.0	8.0	8.0	8.0	8.1	-0.1	28	0.5	62,438
368	UNIONINS	38.6	39.2	38.6	38.6	39.3	-0.7	401	3.047	78,893
369	UNIQUEHRL	56.4	57.0	56.4	56.4	57.5	-1.1	114	7.842	138,917
370	UNITEDFIN	19.1	19.1	19.1	19.1	19.4	-0.3	6	0.024	1,235
371	UNITEDINS	48.2	48.5	48.2	48.2	49.1	-0.9	25	0.346	7,166
372	UPGDCL	244.6	246.6	244.4	244.7	247.1	-2.5	389	8.351	34,092
373	USMANIAGL	61.1	61.1	60.4	60.8	60.8	0.3	88	1.397	23,067
374	UTTARABANK	22.9	23.4	22.7	22.9	23.1	-0.2	447	13.135	574,565
375	UTTARAFIN	39.1	39.1	39.1	39.1	39.8	-0.7	15	0.24	6,131
376	VAMLBDMF1	7.7	7.7	7.6	7.6	7.7	0.0	14	0.231	30,332
377	VAMLRBBF	7.3	7.4	7.3	7.3	7.4	-0.1	9	0.053	7,320
378	VFSTD	24.4	24.9	24.4	24.4	24.8	-0.4	334	18.326	750,143
379	WALTONHIL	1,077.0	1,099.7	1,068.0	1,079.6	1,088.2	-11.2	247	4.451	4,144
380	WATACHEM	247.1	252.9	247.1	247.1	252.1	-5.0	133	2.166	8,718
381	WMSHIPYARD	11.3	11.4	11.3	11.3	11.5	-0.2	113	0.926	81,962
382	YPL	23.2	23.5	23.2	23.2	23.6	-0.4	284	17.564	756,180
383	ZAHEENSPIN	10.0	10.1	10.0	10.0	10.1	-0.1	59	1.762	176,122
384	ZAHINTEX	7.8	7.9	7.8	7.8	7.9	-0.1	43	0.84	107,647
385	ZEALBANGLA	155.6	158.9	155.6	156.6	158.7	-3.1	22	0.535	3,410

Sources: <https://www.dsebd.org/>

UFCML Research Team

Contact:

Rishad Reza Nur

Analyst

Mob: 01715551555

Email: rishad_reza@outlook.com

UTTARA FINANCE CAPITAL MANAGEMENT LIMITED

Jibon Bima Tower (6th Floor)

10 Dilkusha C/A

Dhaka-1000, Bangladesh.