


Market Overview:

Indices	TV	YV	Changes	% Ch
DSE X Index	6309.9159	6403.5052	-93.58931	-1.4615%
DSE S Index	1391.5068	1408.7693	-17.26254	-1.2254%
DS30 Index	2336.4853	2363.6661	-27.18078	-1.1499%

The DSEX closed at 6309.91 points down by 93.58 points. The DSES closed at 1391.50 down by 17.26 points. The DS30 closed at 2336.48 down by 27.18 points.

Trade Overview:

Total Trade	Total Volume	Total Value In core	Total Market Cap In core	Turnover Velocity percentage
177,420	206,011,787	762.9356	513,493.3067	34.47%

Total turnover was worth BDT 762.93 crores. Prices of only 25 issues were increased whereas that of 348 issues were declined and the price of the rests were remained unchanged. The turnover velocity remained to 34.47%.

Daily Market Update

May 18, 2022

DAILY MARKET ANALYSIS
GRAPHS OF MAJOR INDICES
Analysis of Market Index (DSEX):

The DSEX continued to bleed the investors with sharp dip on potential uncertain economy. The bourse finally ended up with a losing streak with 93.58 points lower than the previous day with a high trade volume & turnover.

Sector Analysis:

Miscellaneous	975,585,431	12.76%
Bank	973,157,030	12.72%
Pharmaceutical	896,835,575	11.73%

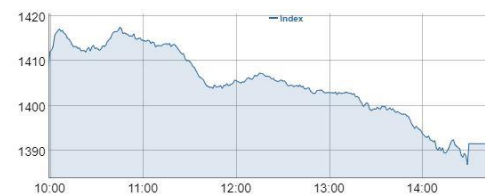
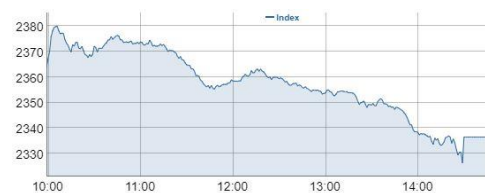
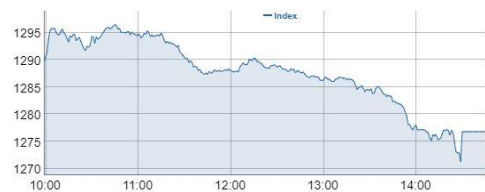
Bank topped the chart with a total trade value of Tk. 118.44 crores which was 15.08% of the total value. Bank ranked second and **Pharmaceutical & Chemical** ranked third with total trade value of Tk. 101.30 crores (12.90%) and Tk. 71.38 crores (9.09%) respectively.

Company Analysis:

Top Three Stocks (by Value)						
Trading Codes	YCP	CloseP	Changes	Trade	Value (mn)	Volume
BEXIMCO	138.8	134.9	(3.9)	3,704	539.986	3,935,189
ISLAMIBANK	33.0	34.4	(0.1)	331	515.616	15,017,335
SPCERAMICS	44.8	42.6	(2.2)	4,879	319.410	7,342,029

BEXIMCO topped the total value chart with a close price of Tk. 134.9, price change of Tk. (3.9) with a trade value of 53.99 crores followed by **ISLAMIBANK** Tk. 34.4 Tk. (0.1), (51.56 crores) and **SPCERAMICS** Tk. 88.3, (2.2), (31.94 crores).

DSEX

DSES

DS30

CDSET


Top Twenty Shares by Value

TRADING CODE	LTP*	HIGH	LOW	YCP*	CLOSEP*	TRADE	VALUE (mn)	VOLUME
BEXIMCO	134.9	141.5	132.1	138.8	134.9	3,704	539.99	3,935,189
ISLAMIBANK	32.9	34.5	32.6	33	34.4	331	515.62	15,017,335
SPCERAMICS	42.6	45.3	42.6	44.8	42.6	4,879	319.41	7,342,029
JHRML	83.9	90	83.9	88.3	83.9	8,084	281.64	3,281,822
SALVOCHEM	65.3	67.7	63.5	65.5	65.3	2,432	172.319	2,603,710
RDFOOD	52.6	53.8	52.6	55.3	52.6	1,685	161.115	3,052,149
IPDC	46.5	49	46.5	48.9	46.5	1,332	156.555	3,342,666
BANGAS	159.2	161.8	150.2	147.1	159.2	2,424	133.114	837,517
ACIFORMULA	191.1	207	191.1	201.1	191.1	1,933	132.734	674,464
LHBL	73.8	76.2	73	74.7	73.8	1,666	121.846	1,624,343
UNIQUEHRL	62.6	67.4	62.5	65.7	62.6	2,165	113.411	1,759,416
CVOPRL	200.5	212	199	199.5	200.5	2,852	101.237	491,647
FUWANGCER	19.7	21.3	19.7	20.7	19.7	2,104	100.779	4,937,961
GHAIL	19.1	20.4	18.9	19.3	19.1	1,839	85.385	4,319,398
FORTUNE	109.7	117.3	107.4	113	109.7	1,537	85.083	758,137
PROVATIINS	76	83	75.6	79.5	76	2,246	82.672	1,041,230
GPHISPAT	52.3	54.6	52	53.5	52.3	1,564	81.95	1,542,736
YPL	21.6	23.9	21.3	22.3	21.6	1,686	81.167	3,550,796
SQURPHARMA	217.5	220.2	216.5	220.5	217.5	1,258	80.999	370,915
BDTHAIFOOD	39.1	40.5	37.6	37.1	39.1	3,312	78.15	1,997,583

Top Twenty Shares by Volume

TRADING CODE	LTP*	HIGH	LOW	YCP*	CLOSEP*	TRADE	VALUE (mn)	VOLUME
ISLAMIBANK	32.9	34.5	32.6	33	34.4	331	515.616	15,017,335
SPCERAMICS	42.6	45.3	42.6	44.8	42.6	4,879	319.41	7,342,029
NBL	7.3	7.4	7.2	7.3	7.3	674	41.745	5,732,597
FUWANGCER	19.7	21.3	19.7	20.7	19.7	2,104	100.78	4,937,961
GHAIL	19.1	20.4	18.9	19.3	19.1	1,839	85.385	4,319,398
UNIONBANK	11	11.3	10.9	11.2	11	2,940	46.176	4,167,037
BEXIMCO	134.9	141.5	132.1	138.8	134.9	3,704	539.986	3,935,189
YPL	21.6	23.9	21.3	22.3	21.6	1,686	81.167	3,550,796
KEYACOSMET	6.8	7.1	6.7	6.9	6.8	867	23.446	3,422,040
IPDC	46.5	49	46.5	48.9	46.5	1,332	156.555	3,342,666
JHRML	83.9	90	83.9	88.3	83.9	8,084	281.64	3,281,822
DSSL	17.3	18.5	17.1	18	17.3	1,245	56.916	3,217,267
NRBCBANK	23.5	24.9	23.5	24.7	23.5	1,027	75.23	3,137,869
RDFOOD	52.6	53.8	52.6	55.3	52.6	1,685	161.115	3,052,149
FIRSTSBANK	11.3	11.5	11.2	11.4	11.3	553	34.074	3,003,355
FUWANGFOOD	20.3	21.7	20.3	21.3	20.3	1,537	54.205	2,608,538
SALVOCHEM	65.3	67.7	63.5	65.5	65.3	2,432	172.319	2,603,710
IFIC	11.5	11.9	11.4	11.8	11.5	816	29.236	2,507,602
SOUTHEASTB	14	14.3	13.9	14	14	400	29.417	2,084,707
BDTHAIFOOD	39.1	40.5	37.6	37.1	39.1	3,312	78.15	1,997,583

Top Twenty Shares by Trade								
TRADING CODE	LTP*	HIGH	LOW	YCP*	CLOSEP*	TRADE	VALUE(mn)	VOLUME
JHRML	83.9	90	83.9	88.3	83.9	8,084	281.64	3,281,822
SPCERAMICS	42.6	45.3	42.6	44.8	42.6	4,879	319.41	7,342,029
BEXIMCO	134.9	141.5	132.1	138.8	134.9	3,704	539.99	3,935,189
BDTHAIFOOD	39.1	40.5	37.6	37.1	39.1	3,312	78.15	1,997,583
GEMINISEA	330.9	352.9	329.3	326.3	330.9	3,026	58.059	171,246
UNIONBANK	11	11.3	10.9	11.2	11	2,940	46.176	4,167,037
CVOPRL	200.5	212	199	199.5	200.5	2,852	101.237	491,647
BATBC	547.7	558	545.3	553.6	547.7	2,551	71.339	129,700
SALVOCHEM	65.3	67.7	63.5	65.5	65.3	2,432	172.319	2,603,710
BANGAS	159.2	161.8	150.2	147.1	159.2	2,424	133.114	837,517
PROVATIINS	76	83	75.6	79.5	76	2,246	82.672	1,041,230
UNIQUEHRL	62.6	67.4	62.5	65.7	62.6	2,165	113.411	1,759,416
FUWANGCER	19.7	21.3	19.7	20.7	19.7	2,104	100.779	4,937,961
ACIFORMULA	191.1	207	191.1	201.1	191.1	1,933	132.734	674,464
GP	304	308	303	306.9	304	1,881	64.125	210,264
GHAIL	19.1	20.4	18.9	19.3	19.1	1,839	85.385	4,319,398
ORIONPHARM	90.4	96	89.4	94.1	90.4	1,709	76.545	828,306
YPL	21.6	23.9	21.3	22.3	21.6	1,686	81.167	3,550,796
RDFOOD	52.6	53.8	52.6	55.3	52.6	1,685	161.115	3,052,149
LHBL	73.8	76.2	73	74.7	73.8	1,666	121.846	1,624,343

Sector Analysis						
Short Name	Up	Down	Unchanged	Trade Volume	Trade Value	(%)
Miscellaneous	3	16	0	10,727,123	975,585,431	12.76%
Bank	7	19	10	47,222,424	973,157,030	12.72%
Pharmaceutical	6	32	0	15,095,173	896,835,575	11.73%
Food&Allied	9	17	0	15,850,086	806,730,353	10.55%
Engineering	5	38	3	19,243,441	640,483,629	8.37%
Textile	4	55	2	30,409,280	631,507,485	8.26%
Ceramics	0	6	0	13,051,866	457,639,755	5.98%
Financial	8	16	2	13,498,884	420,102,172	5.49%
Insurance	7	48	0	7,279,303	408,002,859	5.33%
Fuel&Power	2	19	2	5,482,053	301,828,865	3.95%
IT Sector	4	10	0	5,913,960	244,808,162	3.20%
Travel&Leis.	1	3	0	3,068,002	161,357,718	2.11%
Tannery	1	6	0	1,229,740	147,595,782	1.93%
Real Estate	0	4	0	3,543,673	146,828,245	1.92%
Cement	0	7	0	1,912,729	140,059,765	1.83%
Telecom	1	2	1	1,481,386	115,347,470	1.51%
Printing	2	5	0	765,931	98,393,032	1.29%
Mutual Funds	5	20	10	11,032,596	74,829,177	0.98%
Jute	1	2	0	19,064	6,356,061	0.08%
Corpo.Bond	0	1	3	6,332	906,689	0.01%
Debenture	0	0	0	-	-	0.00%

Top 10 Gainers (Based on YCP & Close price)					
Instr Code	Close	High	Low	YCP	%CHG
SALAMCRST	30	30.1	27.2	27.4	9.4891
BANGAS	159.2	161.8	150.2	147.1	8.2257
BDTHAIFOOD	39.1	40.5	37.6	37.1	5.3908
ICBAGRANI1	9.1	9.3	9	8.7	4.5977
ISLAMIBANK	34.4	34.5	32.6	33	4.2424
BEACONPHAR	286.3	289	279.7	278.5	2.8007
SEMLIBLSF	8.7	8.9	8.5	8.5	2.3529
TRUSTBANK	37.7	38	35.2	37	1.8919
EBL	33	33.3	32.6	32.5	1.5385
LRGLOBMF1	6.6	6.6	6.5	6.5	1.5385

Top 10 losers (Based on YCP & Close price)					
Instr Code	Close	High	Low	YCP	%CHG
JHRML	83.9	90	83.9	88.3	-4.98
ACIFORMULA	191.1	207	191.1	201.1	-4.97
DELTA LIFE	117	124.70	117	122.70	-4.97
ADNTEL	63.8	70	63.8	67.1	-4.92
SPCERAMICS	42.6	45.3	42.6	44.8	-4.91
IPDC	46.5	49	46.5	48.9	-4.91
GENEXIL	91	98	91	95.90	-4.90
NAHEEACP	62.10	66	62	65.30	-4.90
ZEALBANGLA	157	172.90	157	165.50	-4.89
ASIAINS	56	61	56	59.30	-4.89

Top 10 Gainers (Based on Open Price & LTD)					
Instr Code	Open	High	Low	LTP	%CHG
SALAMCRST	27.2	30.1	27.2	30	10.2941
TRUSTBANK	35.2	38	35.2	37.5	6.5341
BANGAS	150.3	161.8	150.2	159.2	5.9215
DAFODILCOM	68	71	67	71	4.4118
BDTHAIFOOD	37.7	40.5	37.6	39.1	3.7135
ICBEMF1S1	6.8	7.2	6.8	7	2.9412
CROWNCEMNT	62.1	64.9	62.1	63.8	2.7375
BATASHOE	905	934.8	903.3	928.9	2.6409
PADMAOIL	203	210	203	207.9	2.4138
LRGLOBMF1	6.5	6.6	6.5	6.6	1.5385

Top 10 losers (Based on Open Price & LTD)					
Instr Code	Open	High	Low	LTP	%CHG
NATLIFEINS	198.9	198.9	176	176.1	-11.5
MHSML	31.2	31.2	28.4	28.4	-8.97
ADNTEL	70	70	63.8	63.8	-8.86
LEGACYFOOT	58.9	58.9	53.7	53.8	-8.66
UNITEDINS	47	47	43	43	-8.51
PRAGATIINS	70	70	64	64.2	-8.29
EASTLAND	34	34	31	31.2	-8.24
BNICL	74.7	74.7	68.5	68.6	-8.17
DGIC	31.5	31.5	28.8	29	-7.94
BDCOM	32.8	32.8	30.3	30.4	-7.32

Block Trade					
Instr Code	Max Price	Min Price	Trades	Quantity	Value(In Mn)
AAMRATECH	34.4	34.4	1	30000	1.032
ACI	297	297	1	6900	2.049
ACIFORMULA	205	202.1	5	62820	12.818
ADNTEL	70	66.9	2	134000	9.287
BANGAS	161.8	153	3	25200	3.97
BEACHHATCH	39.9	39.9	1	30000	1.197
BEACONPHAR	275.1	275	2	13200	3.631
DELTA LIFE	125.1	125.1	1	4000	0.5
FAREASTLIF	88.3	81	2	25800	2.132
FORTUNE	117.1	113	3	219500	25.083
GENEXIL	101	99.7	2	20021	2.013
GSPFINANCE	30.9	29.5	5	350300	10.53
IPDC	53.6	49.9	7	170001	9.035
KTL	33.7	33	3	422500	14.017
LANKABAFIN	32	32	1	25000	0.8
LOVELLO	44.5	44.5	1	30000	1.335
MERCANBANK	13.8	13.8	1	76000	1.049
NHFIL	46.1	46.1	1	12600	0.581
NRBCBANK	27	24.1	2	200000	5.255
RDFOOD	55	55	1	30000	1.65
ROBI	31.8	31.8	1	70000	2.226
SALVOCHEM	65.6	63	6	468510	30.477
SONALIPAPR	831	831	1	1200	0.997
SPCERAMICS	42.6	42.6	1	36000	1.534
SQURPHARMA	218.2	218.2	1	30000	6.546
UNIONBANK	11.5	11.5	1	50000	0.575
UNIQUEHRL	66	66	1	8000	0.528

Block Trade					
Instr Code	Max Price	Min Price	Trades	Quantity	Value(In Mn)
VFSTDL	24.6	24.6	2	69000	1.697
YPL	23.1	22.3	2	285100	6.426
			-----	-----	-----
			61	2905652	158.97

Price Matrix (18.05.2022)

#	TRADING CODE	LTP*	HIGH	LOW	CLOSEP*	YCP*	CHANGE	TRADE	VALUE (mn)	VOLUME
1	IJANATAMF	6.0	6.1	6.0	6.0	6.1	-0.1	132	1.78	295,092
2	1STPRIMFMF	16.7	17.0	16.6	16.7	16.8	-0.1	34	0.95	56,500
3	AAMRANET	36.5	38.5	36.0	36.5	37.4	-0.9	838	25.107	674,736
4	AAMRATECH	32.6	34.4	32.3	32.6	33.8	-1.2	439	16.37	490,536
5	ABB1STMF	5.3	5.6	5.3	5.3	5.5	-0.2	87	6.28	1,169,660
6	ABBANK	10.7	10.9	10.6	10.7	10.6	0.1	180	4.76	443,342
7	ACFL	26.8	27.7	26.7	26.8	27.3	-0.5	154	2.014	74,303
8	ACI	277.0	284.3	276.6	277.0	281.3	-4.3	685	24.701	88,507
9	ACIFORMULA	191.1	207.0	191.1	191.1	201.1	-10.0	1,933	132.734	674,464
10	ACMELAB	87.5	90.8	86.6	87.5	90.1	-2.6	762	34.55	388,163
11	ACMEPL	27.8	29.4	27.8	28.0	28.5	-0.7	730	13.329	465,588
12	ACTIVEFINE	20.3	21.3	20.2	20.3	20.7	-0.4	520	14.486	697,090
13	ADNTEL	63.8	70.0	63.8	63.8	67.1	-3.3	776	51.257	791,412
14	ADVENT	25.5	26.8	25.0	25.5	26.3	-0.8	370	12.69	488,855
15	AFCAGRO	23.0	23.7	23.0	23.0	23.2	-0.2	242	3.46	149,494
16	AFTABAUTO	25.1	25.9	24.8	25.1	24.8	0.3	126	2.14	85,018
17	AGNISYSL	21.6	22.8	21.4	21.6	22.3	-0.7	729	30.644	1,376,337
18	AGRANINS	45.2	48.0	44.7	44.8	45.1	0.1	127	5.801	129,212
19	AIBL1STIMF	8.8	8.8	8.7	8.8	8.8	0.0	39	0.721	82,113
20	AIL	44.7	46.5	44.5	44.7	45.4	-0.7	108	2.912	64,921
21	AL-HAJTEX	94.0	102.2	93.7	94.0	98.6	-4.6	616	16.295	168,562
22	ALARABANK	26.0	26.1	26.0	26.0	26.2	-0.2	94	3.28	126,117
23	ALIF	12.8	13.4	12.7	12.8	13.2	-0.4	960	25.52	1,965,548
24	ALLTEX	22.2	24.0	22.2	22.2	23.3	-1.1	652	20.56	894,366
25	AMANFEED	39.0	41.7	38.7	39.0	40.7	-1.7	673	20.49	515,057
26	AMBEEPHA	429.6	447.0	427.2	429.6	427.8	1.8	72	1.447	3,356
27	AMCL(PRAN)	266.2	285.0	265.0	266.2	276.7	-10.5	373	6.074	22,174
28	ANLIMAYARN	35.2	36.2	34.9	35.2	35.3	-0.1	107	2.101	59,487
29	ANWARGALV	349.6	369.4	345.0	349.6	360.2	-10.6	388	11.19	31,672
30	AOL	35.2	37.0	35.0	35.2	36.1	-0.9	200	4.01	111,756
31	APEXFOODS	177.1	191.4	172.5	177.1	180.7	-3.6	685	11.882	64,421
32	APEXFOOT	274.0	285.1	268.5	269.3	282.6	-8.6	457	18.701	67,603
33	APEXSPINN	129.3	137.0	128.1	129.3	132.2	-2.9	293	4.67	35,471
34	APEXTANRY	152.2	163.5	151.5	152.2	159.1	-6.9	418	10.60	66,944
35	APOLOISPAT	8.1	8.5	8.1	8.1	8.3	-0.2	445	9.22	1,118,681
36	ARAMIT	275.3	284.0	274.0	275.3	274.6	0.7	77	0.951	3,439
37	ARAMITCEM	28.0	29.9	27.8	28.0	29.2	-1.2	313	4.265	147,505
38	ARGONDENIM	17.5	18.4	17.0	17.5	17.8	-0.3	153	2.22	125,078
39	ASIAINS	56.4	60.8	56.4	56.4	59.3	-2.9	821	18.131	312,622
40	ASIAPACINS	50.7	52.4	50.5	51.1	50.7	0.0	168	3.532	69,271
41	ATCSLGF	9.6	9.8	9.5	9.6	9.7	-0.1	100	1.811	188,170
42	ATLASBANG	101.0	106.0	100.0	101.0	103.7	-2.7	57	0.993	9,779
43	AZIZPIPES	95.3	99.7	95.0	95.3	95.7	-0.4	134	1.837	19,071
44	BANGAS	159.2	161.8	150.2	159.2	147.1	12.1	2,424	133.11	837,517
45	BANKASIA	18.2	18.5	18.1	18.3	18.5	-0.3	54	0.72	39,280
46	BARKAPOWER	24.4	24.7	24.2	24.4	24.4	0.0	250	9.399	384,275
47	BATASHOE	928.9	934.8	903.3	912.3	931.8	-2.9	53	1.117	1,226
48	BATBC	547.7	558.0	545.3	547.7	553.6	-5.9	2,551	71.339	129,700
49	BAYLEASING	25.4	27.2	25.2	25.4	26.5	-1.1	703	25.644	981,921
50	BBS	22.7	23.8	22.5	22.7	23.4	-0.7	1,181	25.989	1,119,349

Price Matrix (18.05.2022)

#	TRADING CODE	LTP*	HIGH	LOW	CLOSEP*	YCP*	CHANGE	TRADE	VALUE (mn)	VOLUME
51	BBSCABLES	54.0	55.5	53.1	54.0	54.6	-0.6	423	16.44	302,610
52	BDAUTOCA	133.0	141.8	133.0	136.0	135.2	-2.2	271	3.647	26,302
53	BDCOM	30.4	32.8	30.3	30.4	31.8	-1.4	1,215	49.636	1,582,267
54	BDFINANCE	46.0	47.9	45.9	46.0	46.3	-0.3	434	26.88	581,067
55	BDLAMPS	262.3	283.4	258.8	262.3	272.4	-10.1	842	20.338	74,816
56	BDSERVICE	0.0	0.0	0.0	5.2	5.2	--	0	0	0
57	BDTHAI	17.3	18.1	17.1	17.3	17.7	-0.4	482	5.02	286,164
58	BDTHAIFOOD	39.1	40.5	37.6	39.1	37.1	2.0	3,312	78.15	1,997,583
59	BDWELDING	18.2	18.8	18.0	18.2	18.2	0.0	151	2.65	145,497
60	BEACHHATCH	41.7	42.8	39.8	41.7	39.7	2.0	997	47.49	1,155,526
61	BEACONPHAR	285.7	289.0	279.7	286.3	278.5	7.2	648	35.37	124,274
62	BENGALWTL	21.6	22.4	21.5	21.6	21.6	0.0	202	5.37	245,731
63	BERGERPBL	1,750.0	1,769.7	1,748.0	1,751.7	1,750.6	-0.6	26	0.84	481
64	BEXIMCO	134.9	141.5	132.1	134.9	138.8	-3.9	3,704	539.99	3,935,189
65	BGIC	45.6	47.0	45.1	45.6	45.9	-0.3	123	1.96	42,354
66	BIFC	6.9	6.9	6.9	6.9	6.5	0.4	1	0.00	5
67	BNICL	68.6	74.7	68.5	68.6	72.1	-3.5	121	4.266	61,750
68	BPML	51.4	53.9	50.8	51.4	52.8	-1.4	510	15.445	294,697
69	BPPL	31.3	32.4	31.2	31.3	31.7	-0.4	519	12.511	394,950
70	BRACBANK	44.6	45.2	44.1	44.6	44.7	-0.1	256	21.8	486,610
71	BSC	109.0	113.4	108.3	109.0	111.2	-2.2	1,278	77.324	699,645
72	BSCCL	209.6	215.5	209.0	209.6	213.5	-3.9	485	14.606	68,898
73	BSRMLTD	99.4	107.0	99.0	99.4	101.9	-2.5	482	22.216	219,687
74	BSRMSTEEL	70.3	74.7	69.3	70.3	72.9	-2.6	345	17.25	238,186
75	BXPHARMA	151.0	157.9	149.9	151.0	157.4	-6.4	1,323	58.872	381,280
76	BXSYNTH	0.0	0.0	0.0	8.4	8.4	--	0	0	0
77	CAPMBDBLMF	9.6	9.9	9.3	9.6	9.6	0.0	97	1.81	188,413
78	CAPMIBLMF	13.6	13.9	13.5	13.5	13.6	0.0	68	1.805	132,184
79	CENTRALINS	41.9	45.0	41.8	41.9	44.0	-2.1	149	3.417	79,808
80	CENTRALPHL	13.0	13.4	12.9	13.0	13.2	-0.2	250	4.042	306,881
81	CITYBANK	22.7	23.1	22.5	22.7	22.7	0.0	330	12.142	530,031
82	CITYGENINS	26.7	28.5	26.5	26.7	27.7	-1.0	192	3.499	128,835
83	CNATEX	8.3	9.0	8.3	8.3	8.7	-0.4	200	8.266	984,242
84	CONFIDCEM	105.5	107.5	104.7	105.5	106.8	-1.3	288	8.42	79,666
85	CONTININS	34.0	36.0	34.0	34.4	35.1	-1.1	232	9.514	274,365
86	COPPERTECH	36.5	38.9	36.4	36.5	38.3	-1.8	705	34.849	932,062
87	CROWNCEMNT	63.8	64.9	62.1	63.8	64.0	-0.2	20	0.20	3,114
88	CRYSTALINS	36.8	37.8	36.6	36.8	36.9	-0.1	50	0.548	14,808
89	CVOPRL	200.5	212.0	199.0	200.5	199.5	1.0	2,852	101.237	491,647
90	DACCADYE	19.4	20.4	19.2	19.4	19.5	-0.1	1,033	28.918	1,457,465
91	DAFODILCOM	71.0	71.0	67.0	70.3	69.4	1.6	38	0.834	11,906
92	DBH	62.8	64.0	62.7	62.8	62.5	0.3	145	1.919	30,492
93	DBH1STMF	7.0	7.2	7.0	7.0	7.1	-0.1	26	0.445	63,000
94	DELTALIFE	116.6	124.7	116.6	116.6	122.7	-6.1	987	31.833	266,723
95	DELTASPINN	8.2	8.6	8.1	8.2	8.4	-0.2	241	5.968	716,860
96	DESCO	36.5	37.5	36.0	36.4	36.8	-0.3	59	1.362	37,545
97	DESHBANDHU	17.7	18.7	17.5	17.7	18.4	-0.7	417	8.273	456,014
98	DGIC	29.0	31.5	28.8	29.0	30.3	-1.3	127	1.527	52,008
99	DHAKABANK	14.1	14.3	14.1	14.1	14.2	-0.1	153	12.372	872,026
100	DHAKAINS	56.7	59.8	56.7	57.4	58.4	-1.7	223	3.248	55,414

Price Matrix (18.05.2022)

#	TRADING CODE	LTP*	HIGH	LOW	CLOSEP*	YCP*	CHANGE	TRADE	VALUE (mn)	VOLUME
101	DOMINAGE	20.9	22.1	20.7	20.9	21.7	-0.8	303	3.234	151,926
102	DOREENPWR	76.8	79.4	76.5	76.8	78.2	-1.4	542	25.953	334,310
103	DSHGARME	144.6	154.9	142.7	144.6	148.8	-4.2	417	8.06	54,755
104	DSSL	17.3	18.5	17.1	17.3	18.0	-0.7	1,245	56.92	3,217,267
105	DULAMIACOT	50.6	51.0	50.1	50.4	50.4	0.2	18	0.173	3,436
106	DUTCHBANGL	64.8	66.0	64.8	64.8	65.1	-0.3	143	5.14	79,197
107	EASTERNINS	59.3	63.3	58.9	59.3	61.9	-2.6	314	7.183	119,304
108	EASTLAND	31.2	34.0	31.0	31.2	31.3	-0.1	180	4.209	133,647
109	EASTRNLU	1,496.0	1,557.0	1,483.0	1,496.0	1,532.7	-36.7	534	5.14	3,357
110	EBL	33.0	33.3	32.6	33.0	32.5	0.5	137	14.998	454,083
111	EBL1STMF	7.2	7.4	7.2	7.2	7.3	-0.1	52	1.81	250,328
112	EBLNRBMF	6.1	6.3	6.1	6.1	6.2	-0.1	49	2.717	441,502
113	ECABLES	127.7	131.6	127.0	127.8	129.8	-2.1	90	0.88	6,824
114	EGEN	49.4	50.1	47.6	47.9	49.5	-0.1	332	6.29	130,459
115	EHL	57.6	61.9	57.5	57.6	60.5	-2.9	1,380	71.77	1,214,975
116	EIL	25.3	27.0	25.2	25.6	26.3	-1.0	298	3.26	124,251
117	EMERALDOIL	32.0	33.3	31.8	32.0	32.6	-0.6	136	1.93	59,666
118	ENVOYTEX	46.3	48.6	46.1	46.3	48.5	-2.2	259	6.73	141,840
119	EPGL	36.2	37.8	36.0	36.2	36.4	-0.2	181	2.81	76,919
120	ESQUIRENIT	33.1	34.4	32.9	33.1	33.8	-0.7	220	6.87	205,236
121	ETL	9.3	10.0	9.2	9.3	9.6	-0.3	175	3.329	347,333
122	EXIM1STMF	5.8	6.0	5.8	5.8	5.9	-0.1	79	1.854	315,314
123	EXIMBANK	12.0	12.2	11.9	12.0	12.1	-0.1	211	11.08	917,522
124	FAMILYTEX	4.0	4.1	3.9	4.0	4.1	-0.1	211	2.168	543,403
125	FARCHEM	11.3	11.8	11.3	11.3	11.5	-0.2	283	4.719	410,053
126	FAREASTFIN	4.7	5.0	4.7	4.8	4.9	-0.2	28	0.122	25,570
127	FAREASTLIF	77.7	83.4	76.6	77.7	80.5	-2.8	589	22.924	288,734
128	FASFIN	5.6	5.9	5.6	5.6	5.8	-0.2	128	2.751	485,794
129	FBFIF	5.1	5.3	5.1	5.1	5.2	-0.1	148	7.097	1,381,758
130	FEDERALINS	27.4	28.0	27.2	27.4	27.8	-0.4	155	2.627	95,351
131	FEKDIL	17.1	17.9	17.0	17.1	17.8	-0.7	306	8.855	509,115
132	FINEFOODS	40.6	42.9	40.1	40.6	41.6	-1.0	182	2.213	53,589
133	FIRSTFIN	5.1	5.2	5.1	5.1	5.1	0.0	19	0.399	78,025
134	FIRSTSBANK	11.3	11.5	11.2	11.3	11.4	-0.1	553	34.074	3,003,355
135	FORTUNE	109.7	117.3	107.4	109.7	113.0	-3.3	1,537	85.083	758,137
136	FUWANGCER	19.7	21.3	19.7	19.7	20.7	-1.0	2,104	100.779	4,937,961
137	FUWANGFOOD	20.3	21.7	20.3	20.3	21.3	-1.0	1,537	54.205	2,608,538
138	GBBPOWER	22.6	24.1	22.3	22.6	23.3	-0.7	624	13.497	582,722
139	GEMINISEA	330.9	352.9	329.3	330.9	326.3	4.6	3,026	58.059	171,246
140	GENEXIL	91.2	98.0	91.2	91.2	95.9	-4.7	1,244	45.435	482,927
141	GENNEXT	6.0	6.4	5.9	6.0	6.2	-0.2	411	8.377	1,383,099
142	GHAIL	19.1	20.4	18.9	19.1	19.3	-0.2	1,839	85.39	4,319,398
143	GHCL	31.2	32.6	31.2	31.5	31.6	-0.4	48	0.69	21,776
144	GLOBALINS	35.8	38.3	35.8	35.8	37.6	-1.8	274	5.15	140,571
145	GOLDENSON	16.9	17.9	16.7	16.9	17.2	-0.3	750	19.743	1,138,894
146	GP	304.0	308.0	303.0	304.0	306.9	-2.9	1,881	64.125	210,264
147	GPHISPAT	52.3	54.6	52.0	52.3	53.5	-1.2	1,564	81.95	1,542,736
148	GQBALLPEN	107.4	111.8	106.0	107.4	108.6	-1.2	408	7.86	71,966
149	GRAMEENS2	15.4	15.6	15.4	15.4	15.5	-0.1	157	3.597	233,058
150	GREENDELMF	7.1	7.2	7.0	7.0	7.2	-0.1	58	0.833	118,000

Price Matrix (18.05.2022)

#	TRADING CODE	LTP*	HIGH	LOW	CLOSEP*	YCP*	CHANGE	TRADE	VALUE (mn)	VOLUME
151	GREENDEL	68.4	72.5	68.0	68.4	70.2	-1.8	173	6.779	96,997
152	GSPFINANCE	28.5	28.9	28.0	28.5	28.1	0.4	880	51.68	1,814,045
153	HAKKANIPUL	53.6	55.8	52.7	53.5	54.4	-0.8	420	4.942	90,841
154	HEIDELBCEM	215.1	222.0	209.2	215.1	219.1	-4.0	159	2.687	12,241
155	HFL	20.6	21.9	20.5	20.6	21.4	-0.8	420	14.183	677,530
156	HRTEX	73.3	75.0	72.1	73.3	73.8	-0.5	121	17.022	232,388
157	HWAWELLTEX	44.2	46.7	44.2	44.6	45.5	-1.3	36	0.814	18,253
158	IBNSINA	285.7	291.3	284.0	285.7	291.6	-5.9	311	6.10	21,148
159	IBP	16.9	17.4	16.8	16.9	17.1	-0.2	286	8.086	473,226
160	ICB	96.6	101.1	94.8	96.6	98.6	-2.0	305	6.853	69,455
161	ICB3RDNRB	6.6	6.8	6.6	6.7	6.7	-0.1	28	0.313	46,697
162	ICBAGRANI1	9.0	9.3	9.0	9.1	8.7	0.3	94	1.77	194,340
163	ICBAMCL2ND	8.3	8.5	8.3	8.4	8.4	-0.1	57	0.783	93,201
164	ICBEMPF1S1	7.0	7.2	6.8	7.0	7.1	-0.1	19	0.3	42,655
165	ICBIBANK	4.0	4.1	3.9	3.9	3.9	0.1	59	0.568	143,969
166	ICBSONALI1	7.7	8.1	7.6	7.7	7.8	-0.1	20	0.146	18,995
167	IDLC	49.3	51.0	49.2	49.8	49.3	0.0	329	14.987	299,701
168	IFADAUTOS	48.8	51.5	48.6	48.8	50.4	-1.6	755	27.948	558,171
169	IFIC	11.5	11.9	11.4	11.5	11.8	-0.3	816	29.236	2,507,602
170	IFIC1STMF	5.2	5.4	5.2	5.3	5.3	-0.1	44	1.046	197,769
171	IFILISLMF1	6.5	6.6	6.5	6.5	6.5	0.0	17	0.098	15,004
172	ILFSL	6.2	6.6	6.2	6.2	6.5	-0.3	162	4.58	728,602
173	IMAMBUTTON	62.9	67.8	60.0	61.2	62.4	0.5	344	4.655	74,518
174	INDEXAGRO	98.3	104.2	97.3	98.3	100.6	-2.3	141	2.484	24,735
175	INTECH	27.2	28.6	27.1	27.1	28.1	-0.9	124	1.66	60,234
176	INTRACO	19.7	20.7	19.4	19.7	20.2	-0.5	375	22.472	1,133,407
177	IPDC	46.5	49.0	46.5	46.5	48.9	-2.4	1,332	156.555	3,342,666
178	ISLAMIBANK	32.9	34.5	32.6	34.4	33.0	-0.1	331	515.616	15,017,335
179	ISLAMICFIN	22.0	22.7	21.6	22.0	22.3	-0.3	212	5.981	269,446
180	ISLAMIINS	43.8	45.4	43.0	43.8	45.1	-1.3	230	4.752	106,305
181	ISNLTD	42.7	44.5	42.5	42.7	43.1	-0.4	193	4.086	93,901
182	ITC	32.4	33.7	32.2	32.4	32.8	-0.4	134	2.047	62,646
183	JAMUNABANK	19.7	20.1	19.6	19.7	20.1	-0.4	120	2.482	124,760
184	JAMUNAOIL	164.6	167.0	164.5	164.9	165.2	-0.6	142	1.76	10,658
185	JANATAINS	35.0	36.7	35.0	35.0	35.4	-0.4	102	1.397	39,282
186	JHRML	83.9	90.0	83.9	83.9	88.3	-4.4	8,084	281.64	3,281,822
187	JMISMDL	311.4	325.8	309.9	311.4	317.8	-6.4	309	8.54	27,150
188	JUTESPINN	128.5	134.5	123.0	126.9	123.5	5.0	23	0.125	985
189	KARNAPHULI	31.2	33.5	31.2	31.7	32.2	-1.0	132	3.62	112,184
190	KAY&QUE	238.6	250.2	237.7	238.6	250.1	-11.5	174	4.889	20,274
191	KBPPWBIL	11.4	11.9	11.2	11.4	11.7	-0.3	174	2.743	237,753
192	KDSALTD	52.1	55.4	52.0	52.1	53.3	-1.2	260	6.357	119,495
193	KEYACOSMET	6.8	7.1	6.7	6.8	6.9	-0.1	867	23.45	3,422,040
194	KOHINOOR	387.6	399.0	387.3	389.6	389.4	-1.8	62	0.97	2,472
195	KPCL	28.2	29.3	27.6	28.2	28.4	-0.2	393	8.568	302,094
196	KPPL	8.7	8.9	8.6	8.7	8.6	0.1	125	1.521	175,398
197	KTL	32.5	33.6	31.5	32.5	33.1	-0.6	250	7.763	238,481
198	LANKABAFIN	28.5	29.9	28.2	28.5	29.3	-0.8	1,008	36.841	1,265,775
199	LEGACYFOOT	53.8	58.9	53.7	53.8	56.0	-2.2	231	3.996	72,962
200	LHBL	73.8	76.2	73.0	73.8	74.7	-0.9	1,666	121.846	1,624,343

Price Matrix (18.05.2022)

#	TRADING CODE	LTP*	HIGH	LOW	CLOSEP*	YCP*	CHANGE	TRADE	VALUE (mn)	VOLUME
201	LIBRAINFU	778.9	810.0	765.1	778.9	793.1	-14.2	100	0.649	822
202	LINDEBD	1,413.0	1,437.9	1,410.0	1,413.0	1,420.6	-7.6	256	9.366	6,598
203	LOVELLO	43.0	44.8	42.8	43.0	44.1	-1.1	936	46.738	1,068,936
204	LRBDL	32.2	33.7	31.8	32.2	33.3	-1.1	252	3.496	106,354
205	LRGLOBMF1	6.6	6.6	6.5	6.6	6.5	0.1	133	10.7	1,622,894
206	MAKSONSPIN	22.6	23.9	22.5	22.6	23.4	-0.8	846	37.364	1,619,670
207	MALEKSPIN	26.7	27.8	26.6	26.7	27.3	-0.6	635	32.874	1,214,309
208	MARICO	2,335.0	2,340.2	2,335.0	2,335.0	2,338.9	-3.9	83	2.192	938
209	MATINSPINN	64.9	67.0	64.8	64.9	66.3	-1.4	530	19.911	302,526
210	MBL1STMF	8.0	8.2	8.0	8.1	8.1	-0.1	79	3.543	437,565
211	MEGCONMILK	18.1	19.9	18.1	18.3	18.2	-0.1	37	0.485	26,308
212	MEGHNACEM	68.1	70.0	67.9	68.1	68.5	-0.4	86	1.281	18,647
213	MEGHNALIFE	65.2	68.8	65.2	66.3	67.5	-2.3	184	3.477	52,142
214	MEGHNAJET	23.9	25.6	23.6	23.8	24.1	-0.2	36	0.288	12,042
215	MERCANBANK	14.1	14.4	13.9	14.1	14.0	0.1	578	23.329	1,648,810
216	MERCINS	39.1	40.7	39.1	39.1	41.1	-2.0	70	1.394	35,546
217	METROSPIN	20.2	21.2	20.1	20.2	20.9	-0.7	308	4.633	226,178
218	MHSML	28.4	31.2	28.4	28.4	29.8	-1.4	278	8.679	298,587
219	MIDASFIN	12.6	13.5	12.4	12.6	12.8	-0.2	100	0.869	67,900
220	MIRACLEIND	24.4	25.4	24.0	24.4	24.8	-0.4	208	3.576	143,904
221	MIRAKHTER	54.7	57.5	54.3	54.7	57.1	-2.4	341	4.492	80,828
222	MITHUNKNIT	14.2	14.9	14.0	14.2	14.5	-0.3	32	0.289	20,172
223	MJLBD	88.8	91.9	88.0	88.8	90.9	-2.1	154	3.857	42,958
224	MLDYEING	21.0	22.2	20.7	21.0	21.7	-0.7	309	5.692	264,712
225	MONNOAGML	478.6	499.5	476.0	478.6	482.1	-3.5	205	5.315	10,956
226	MONNOCERA	100.0	104.4	98.0	100.0	102.3	-2.3	427	6.08	60,072
227	MONNOFABR	20.7	21.6	20.2	20.7	21.0	-0.3	284	5.528	263,117
228	MONOSPOOL	190.7	201.7	188.0	190.7	194.8	-4.1	707	10.982	56,023
229	MPETROLEUM	198.8	199.0	193.5	198.2	196.2	2.6	116	4.873	24,632
230	MTB	19.4	19.5	19.3	19.4	19.4	0.0	74	2.76	142,256
231	NAHEEACP	62.1	66.4	62.1	62.1	65.3	-3.2	582	37.811	593,704
232	NATLIFEINS	176.1	198.9	176.0	178.5	181.2	-5.1	38	0.36	2,016
233	NAVANACNG	27.2	28.3	27.2	27.2	27.4	-0.2	71	1.244	45,553
234	NBL	7.3	7.4	7.2	7.3	7.3	0.0	674	41.745	5,732,597
235	NCCBANK	15.5	15.6	15.4	15.5	15.5	0.0	179	13.558	873,413
236	NCCBLMF1	6.9	7.0	6.8	6.9	6.8	0.1	21	0.234	33,767
237	NEWLINE	45.6	45.8	43.7	45.6	45.9	-0.3	27	1.728	37,837
238	NFML	17.0	18.5	16.9	17.0	17.7	-0.7	548	12.72	720,809
239	NHFIL	42.5	45.5	42.2	42.5	44.2	-1.7	861	41.684	958,406
240	NITOLINS	43.5	45.7	42.7	43.3	43.5	0.0	76	1.599	36,632
241	NLI1STMF	0.0	0.0	0.0	14.4	14.4	--	0	0	0
242	NORTHERN	225.6	240.0	221.5	225.6	232.3	-6.7	147	1.798	7,768
243	NORTHRNINS	48.6	51.0	47.2	48.6	49.1	-0.5	122	4.527	92,394
244	NPOLYMER	50.8	53.4	50.3	50.8	52.2	-1.4	484	15.92	307,427
245	NRBCBANK	23.5	24.9	23.5	23.5	24.7	-1.2	1,027	75.229	3,137,869
246	NTC	690.0	719.0	672.0	687.8	689.7	0.3	219	6.315	9,018
247	NLTUBES	77.2	80.0	76.3	77.2	77.8	-0.6	274	4.854	62,045
248	NURANI	6.5	6.7	6.5	6.5	6.6	-0.1	120	1.72	262,158
249	OAL	11.0	11.4	10.9	11.0	11.3	-0.3	366	8.453	759,983
250	OIMEX	17.3	17.9	17.2	17.3	17.7	-0.4	161	1.494	85,866

Price Matrix (18.05.2022)

#	TRADING CODE	LTP*	HIGH	LOW	CLOSEP*	YCP*	CHANGE	TRADE	VALUE (mn)	VOLUME
301	REPUBLIC	45.2	46.5	44.5	45.1	45.3	-0.1	197	4.836	107,165
302	RINGSHINE	8.6	9.0	8.5	8.6	8.8	-0.2	571	13.891	1,592,780
303	RNSPIN	6.3	6.5	6.3	6.3	6.4	-0.1	134	2.386	374,384
304	ROBI	30.2	30.7	30.0	30.2	30.2	0.0	1,181	34.4	1,132,439
305	RSRMSTEEL	17.1	17.2	17.0	17.1	17.1	0.0	91	1.152	67,501
306	RUNNERAUTO	49.4	52.4	49.0	49.4	50.5	-1.1	151	3.635	72,279
307	RUPALIBANK	26.0	26.8	25.5	26.0	26.0	0.0	41	0.3	11,485
308	RUPALIINS	28.5	30.3	28.4	28.9	29.8	-1.3	239	5.192	175,338
309	RUPALILIFE	64.0	69.4	63.3	64.0	63.9	0.1	101	4.053	60,560
310	SAFKOSPINN	21.6	23.2	21.5	21.6	22.6	-1.0	538	12.18	554,712
311	SAIFPOWER	31.2	33.4	30.9	31.2	32.5	-1.3	1,163	54.027	1,684,805
312	SAIHAMCOT	15.9	16.5	15.8	15.9	16.1	-0.2	262	13.25	814,955
313	SAIHAMTEX	21.3	22.2	21.0	21.3	21.7	-0.4	343	11.262	521,238
314	SALAMCRST	30.0	30.1	27.2	30.0	27.4	2.6	1,145	43.855	1,486,507
315	SALVOCHEM	65.3	67.7	63.5	65.3	65.5	-0.2	2,432	172.319	2,603,710
316	SAMATALETH	67.9	71.9	66.5	67.9	69.7	-1.8	177	3.058	43,917
317	SAMORITA	68.8	73.9	68.1	68.8	71.6	-2.8	248	5.058	71,666
318	SANDHANINS	30.0	31.4	29.8	30.3	30.7	-0.7	175	4.684	153,558
319	SAPORTL	27.9	29.7	27.6	27.9	28.6	-0.7	464	16.879	588,102
320	SAVAREFR	183.0	189.0	183.0	183.2	183.9	-0.9	76	0.651	3,505
321	SBACBANK	11.1	11.5	11.0	11.1	11.4	-0.3	678	4.907	438,588
322	SEAPEARL	43.9	46.8	43.3	43.9	45.5	-1.6	484	21.754	478,552
323	SEMLFBSLGF	8.0	8.3	7.9	8.0	8.0	0.0	126	2.094	261,890
324	SEMLIBLSF	8.5	8.9	8.5	8.7	8.5	0.0	22	0.801	92,148
325	SEMILLECMF	9.1	9.7	9.1	9.1	9.5	-0.4	73	2.167	236,722
326	SHAHJABANK	19.8	20.2	19.8	19.8	19.8	0.0	66	3.01	151,033
327	SHASHADNIM	25.9	27.5	25.8	26.2	27.1	-1.2	382	12.082	454,101
328	SHEPHERD	26.8	27.8	26.5	26.8	27.1	-0.3	228	10.211	378,630
329	SHURWID	19.5	20.9	19.4	19.5	20.4	-0.9	501	17.611	881,631
330	SHYAMPSUG	74.1	79.5	74.1	75.4	75.8	-1.7	84	0.876	11,491
331	SIBL	12.9	13.4	12.9	13.0	13.2	-0.3	110	2.376	182,356
332	SILCOPHL	25.0	25.6	24.9	25.0	25.2	-0.2	273	2.402	95,553
333	SILVAPHL	21.4	22.4	21.4	21.6	21.4	0.0	765	37.973	1,727,311
334	SIMTEX	15.9	16.9	15.7	15.9	16.5	-0.6	194	4.095	253,898
335	SINGERBD	165.9	168.5	164.0	165.9	165.1	0.8	234	11.026	66,421
336	SINOBANGLA	51.3	53.0	49.7	51.3	51.5	-0.2	198	8.933	170,871
337	SKICL	47.7	50.9	47.5	47.7	49.8	-2.1	811	11.211	230,258
338	SKTRIMS	25.3	26.4	24.8	25.3	26.0	-0.7	233	3.965	154,158
339	SONALIANS	425.8	437.9	422.5	425.8	431.5	-5.7	252	4.435	10,316
340	SONALILIFE	49.4	52.3	49.1	49.4	51.6	-2.2	365	6.082	120,222
341	SONALIPAPR	792.2	847.5	784.2	792.2	825.4	-33.2	1,070	47.201	58,302
342	SONARBAINS	46.1	49.2	46.0	46.1	48.4	-2.3	317	4.449	94,138
343	SONARGAON	31.1	33.5	31.0	31.1	32.6	-1.5	773	24.523	769,145
344	SOUTHEASTB	14.0	14.3	13.9	14.0	14.0	0.0	400	29.417	2,084,707
345	SPCERAMICS	42.6	45.3	42.6	42.6	44.8	-2.2	4,879	319.41	7,342,029
346	SPCL	76.2	79.8	75.5	76.2	77.4	-1.2	524	13.668	176,020
347	SQUARETEXT	64.4	67.7	64.0	64.4	65.9	-1.5	489	20.314	309,681
348	SQURPHARMA	217.5	220.2	216.5	217.5	220.5	-3.0	1,258	80.999	370,915
349	SSSTEEL	17.0	17.5	16.9	17.0	17.2	-0.2	874	17.289	1,006,344
350	STANCERAM	131.5	139.9	129.1	131.5	132.2	-0.7	131	1.481	11,035

Price Matrix (18.05.2022)										
#	TRADING CODE	LTP*	HIGH	LOW	CLOSEP*	YCP*	CHANGE	TRADE	VALUE (mn)	VOLUME
351	STANDARINS	53.0	54.7	51.8	53.0	54.5	-1.5	193	5.52	104,233
352	STANDBANKL	9.1	9.2	9.1	9.1	9.1	0.0	84	3.027	332,333
353	STYLECRAFT	104.5	111.6	103.6	104.5	109.0	-4.5	403	4.992	46,469
354	SUMITPOWER	37.1	37.5	37.1	37.1	37.3	-0.2	571	11.837	318,059
355	SUNLIFEINS	44.2	47.0	43.7	44.2	46.0	-1.8	558	20.361	447,254
356	TAKAFULINS	53.5	57.3	53.4	53.5	56.2	-2.7	136	4.038	73,666
357	TALLUSPIN	10.1	10.3	10.0	10.0	10.2	-0.1	95	1.962	194,297
358	TAMIJTEX	196.3	210.0	195.0	196.3	202.8	-6.5	373	6.594	32,583
359	TITASGAS	37.1	38.5	37.0	37.1	38.3	-1.2	555	13.74	365,917
360	TOSRIFA	19.2	20.3	19.0	19.2	19.7	-0.5	364	12.454	641,438
361	TRUSTB1MF	5.5	5.7	5.5	5.5	5.6	-0.1	208	7.895	1,415,079
362	TRUSTBANK	37.5	38.0	35.2	37.7	37.0	0.5	128	10.559	281,170
363	TUNGHAI	5.2	5.5	5.2	5.2	5.2	0.0	77	0.36	68,671
364	UCB	14.0	14.1	13.9	14.0	14.1	-0.1	122	3.672	262,408
365	UNILEVERCL	2,773.0	2,802.0	2,768.0	2,788.8	2,820.1	-47.1	134	8.263	2,959
366	UNIONBANK	11.0	11.3	10.9	11.0	11.2	-0.2	2,940	46.176	4,167,037
367	UNIONCAP	7.1	7.3	7.1	7.1	7.2	-0.1	118	5.101	704,128
368	UNIONINS	36.5	38.5	35.7	36.5	37.4	-0.9	1,484	10.951	294,549
369	UNIQUEHRL	62.6	67.4	62.5	62.6	65.7	-3.1	2,165	113.411	1,759,416
370	UNITEDFIN	16.3	16.6	16.2	16.3	16.3	0.0	103	1.66	101,760
371	UNITEDINS	43.0	47.0	43.0	43.6	45.2	-2.2	53	0.68	15,301
372	UPGDCL	249.0	250.0	248.0	248.5	249.6	-0.6	251	3.706	14,916
373	USMANIAGL	57.5	59.0	57.5	57.8	56.9	0.6	55	0.428	7,377
374	UTTARABANK	22.7	23.0	22.6	22.7	22.9	-0.2	257	10.106	442,340
375	UTTARAFIN	35.3	36.7	35.3	35.3	36.1	-0.8	104	2.145	60,152
376	VAMLBDMF1	7.3	7.4	7.2	7.3	7.3	0.0	15	0.574	78,700
377	VAMLRBBF	7.0	7.5	7.0	7.0	7.2	-0.2	60	0.542	76,518
378	VFSTDCL	21.7	23.4	21.7	21.7	22.8	-1.1	763	25.659	1,144,961
379	WALTONHIL	1,092.8	1,116.0	1,090.0	1,092.8	1,109.6	-16.8	196	2.713	2,468
380	WATACHEM	215.9	230.0	215.4	215.9	226.4	-10.5	336	5.563	25,278
381	WMSHIPYARD	10.9	11.3	10.8	10.9	11.1	-0.2	317	4.111	372,934
382	YPL	21.6	23.9	21.3	21.6	22.3	-0.7	1,686	81.167	3,550,796
383	ZAHEENSPIN	10.2	10.5	10.2	10.2	10.4	-0.2	175	5.027	485,648
384	ZAHINTEX	7.9	8.1	7.9	7.9	7.8	0.1	74	2.349	294,973
385	ZEALBANGLA	157.4	172.9	157.4	157.4	165.5	-8.1	155	2.725	17,038

Sources: <https://www.dsebd.org/>

UFCML Research Team

Contact:

Rishad Reza Nur

Analyst

Mob: 01715551555

Email: rishad_reza@outlook.com

UTTARA FINANCE CAPITAL MANAGEMENT LIMITED

Jibon Bima Tower (6th Floor)

10 Dilkusha C/A

Dhaka-1000, Bangladesh.