


Market Overview:

Indices	TV	YV	Changes	% Ch
DSE X Index	6698.0840	6669.4184	28.66554	0.4298%
DSE S Index	1454.1367	1447.4183	6.71845	0.4642%
DS30 Index	2449.3958	2449.2534	0.14235	0.0058%

The DSEX closed at 6698.08 points surged by 28.66 points. The DSES closed at 1454.13 surged by 6.71 points. The DS30 closed at 2449.39 surged by 0.14 points.

Trade Overview:

Total Trade	Total Volume	Total Value In core	Total Market Cap In core	Turnover Velocity percentage
224,200	273,935,729	1,208.3187	540,788.7377	51.84%

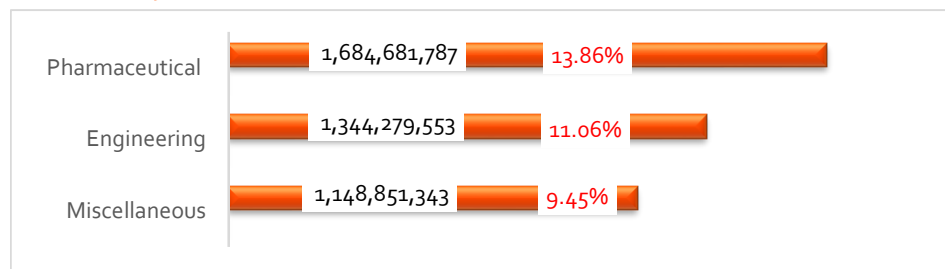
Total turnover was worth BDT 1208.31 crores. Prices of only 242 issues were increased whereas that of 77 issues were declined and the price of the rests were remained unchanged. The turnover velocity remained to 51.84%.

Daily Market Update

May 9, 2022

DAILY MARKET ANALYSIS
Analysis of Market Index (DSEX):

The DSEX continued its winning run with upsurge in the most of the stocks and sectors. The bourse finally ended up with a winning streak with 28.66 points higher than the previous day with a high trade volume & turnover.

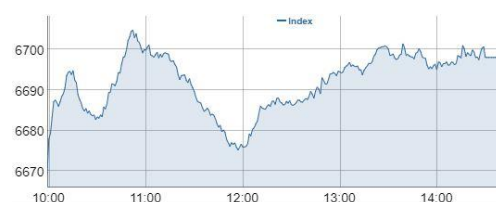
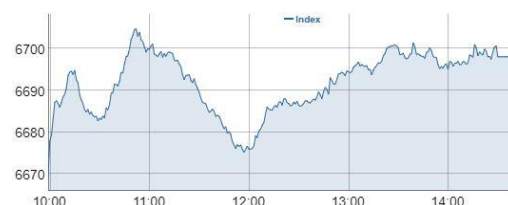
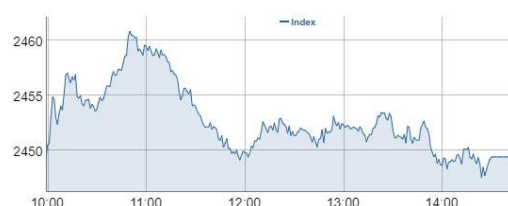
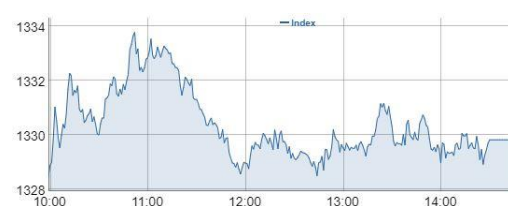
Sector Analysis:


Pharmaceutical & Chemical topped the chart with a total trade value of Tk. 168.46 crores which was 13.86% of the total value. **Engineering** ranked second and **Miscellaneous** ranked third with total trade value of Tk. 134.42 crores (11.06%) and Tk. 114.88 crores (9.45%) respectively.

Company Analysis:

Top Three Stocks (by Value)						
Trading Codes	YCP	CloseP	Changes	Trade	Value (mn)	Volume
FORTUNE	122.1	120.5	(1.6)	2,412	644.445	5,224,614
JHRML	92.0	94.7	2.7	14,676	484.505	5,322,066
IPDC	58.0	56.3	(1.7)	2,202	482.994	8,394,879

FORTUNE topped the total value chart with a close price of Tk. 120.5, price change of Tk. (1.6) with a trade value of 64.44 crores followed by **JHRML** Tk. 94.7 Tk. (2.7), (48.45 crores) and **IPDC** Tk. 56.3, (1.7), (48.29 crores).

GRAPHS OF MAJOR INDICES
DSEX

DSES

DS30

CDSET


Top Twenty Shares by Value

TRADING CODE	LTP*	HIGH	LOW	YCP*	CLOSEP*	TRADE	VALUE (mn)	VOLUME
FORTUNE	120.5	124.1	119.8	122.1	120.5	2,412	644.45	5,224,614
JHRML	94.7	97	87.4	92	94.7	14,676	484.51	5,322,066
IPDC	56.3	59.1	55.7	58	56.3	2,202	482.99	8,394,879
ORIONPHARM	102.2	103	100.8	101	102.2	2,136	447.986	4,377,733
SPCERAMICS	37.6	37.6	35.2	34.2	37.6	5,035	355.313	9,578,242
BEXIMCO	146.8	148.8	146.1	147.8	146.8	3,852	325.133	2,206,863
UNIQUEHRL	73.7	74.9	70.7	73.1	73.7	4,675	307.968	4,240,536
ACIFORMULA	186	186	168.5	169.1	186	323	294.642	1,707,636
EHL	67.5	67.5	59.7	61.4	67.5	2,572	293.348	4,508,232
BSC	121.3	123.8	120.3	121.5	121.3	2,510	219.52	1,795,554
GENEXIL	107.6	113.4	106.4	111.5	107.6	3,352	201.427	1,836,644
GPHISPAT	58.1	59.3	57.5	58.8	58.1	2,549	174.449	3,002,410
IFADAUTOS	54.3	56.3	53.1	54.3	54.3	2,492	170.084	3,114,658
LHBL	77.3	78.2	77.1	77.6	77.3	2,971	156.734	2,021,073
PROVATIINS	96.1	99.9	94.6	94.2	96.1	3,376	153.848	1,578,070
ACMELAB	96.2	96.5	91.6	91.3	96.2	2,242	149.231	1,572,904
BDCOM	36.9	38.8	35.9	35.8	36.9	2,416	139.137	3,721,111
LOVELLO	44.3	45.7	43.8	45.5	44.3	2,271	126.794	2,838,190
DOREENPWR	83.6	84.5	82	82.8	83.6	1,857	120.81	1,449,073
SAIFPOWER	37	37.3	36.2	36.7	37	1,761	110.363	2,998,916

Top Twenty Shares by Volume

TRADING CODE	LTP*	HIGH	LOW	YCP*	CLOSEP*	TRADE	VALUE (mn)	VOLUME
SPCERAMICS	37.6	37.6	35.2	34.2	37.6	5,035	355.313	9,578,242
IPDC	56.3	59.1	55.7	58	56.3	2,202	482.994	8,394,879
JHRML	94.7	97	87.4	92	94.7	14,676	484.505	5,322,066
NBL	7.3	7.4	7.2	7.3	7.3	569	38.44	5,270,706
FORTUNE	120.5	124.1	119.8	122.1	120.5	2,412	644.445	5,224,614
EHL	67.5	67.5	59.7	61.4	67.5	2,572	293.348	4,508,232
ORIONPHARM	102.2	103	100.8	101	102.2	2,136	447.986	4,377,733
UNIQUEHRL	73.7	74.9	70.7	73.1	73.7	4,675	307.968	4,240,536
KEYACOSMET	7.5	7.7	7.4	7.5	7.5	524	31.697	4,201,688
UNIONBANK	11.8	11.8	11.7	11.7	11.8	2,661	47.583	4,055,618
BBS	25.6	26.1	25.4	25.5	25.6	1,651	101.589	3,942,111
BDCOM	36.9	38.8	35.9	35.8	36.9	2,416	139.137	3,721,111
INTRACO	22.3	22.6	21.6	21.5	22.3	1,415	82.02	3,694,304
ALIF	13.6	13.7	13.3	13.3	13.6	1,083	49.53	3,661,342
DSSL	18.5	18.9	18.4	18.4	18.5	1,335	63.267	3,400,225
YPL	24	24.8	23.8	24.2	24	1,276	77.043	3,175,597
IFADAUTOS	54.3	56.3	53.1	54.3	54.3	2,492	170.084	3,114,658
GPHISPAT	58.1	59.3	57.5	58.8	58.1	2,549	174.449	3,002,410
SAIFPOWER	37	37.3	36.2	36.7	37	1,761	110.363	2,998,916
LOVELLO	44.3	45.7	43.8	45.5	44.3	2,271	126.794	2,838,190

Top Twenty Shares by Trade								
TRADING CODE	LTP*	HIGH	LOW	YCP*	CLOSEP*	TRADE	VALUE(mn)	VOLUME
JHRML	94.7	97	87.4	92	94.7	14,676	484.51	5,322,066
SPCERAMICS	37.6	37.6	35.2	34.2	37.6	5,035	355.313	9,578,242
UNIQUEHRL	73.7	74.9	70.7	73.1	73.7	4,675	307.97	4,240,536
BEXIMCO	146.8	148.8	146.1	147.8	146.8	3,852	325.133	2,206,863
PROVATIINS	96.1	99.9	94.6	94.2	96.1	3,376	153.848	1,578,070
GENEXIL	107.6	113.4	106.4	111.5	107.6	3,352	201.427	1,836,644
LHBL	77.3	78.2	77.1	77.6	77.3	2,971	156.734	2,021,073
UNIONBANK	11.8	11.8	11.7	11.7	11.8	2,661	47.583	4,055,618
EHL	67.5	67.5	59.7	61.4	67.5	2,572	293.348	4,508,232
GPHISPAT	58.1	59.3	57.5	58.8	58.1	2,549	174.449	3,002,410
BSC	121.3	123.8	120.3	121.5	121.3	2,510	219.52	1,795,554
IFADAUTOS	54.3	56.3	53.1	54.3	54.3	2,492	170.084	3,114,658
BDCOM	36.9	38.8	35.9	35.8	36.9	2,416	139.137	3,721,111
FORTUNE	120.5	124.1	119.8	122.1	120.5	2,412	644.445	5,224,614
LOVELLO	44.3	45.7	43.8	45.5	44.3	2,271	126.794	2,838,190
ACMELAB	96.2	96.5	91.6	91.3	96.2	2,242	149.231	1,572,904
IPDC	56.3	59.1	55.7	58	56.3	2,202	482.994	8,394,879
ORIONPHARM	102.2	103	100.8	101	102.2	2,136	447.986	4,377,733
RAKCERAMIC	47.6	47.8	45.6	45.1	47.6	2,123	108.083	2,302,217
CVOPRL	198.7	199.9	180	182.2	198.7	2,111	66.29	345,825

Sector Analysis						
Short Name	Up	Down	Unchanged	Trade Volume	Trade Value	(%)
Pharmaceutical	27	8	2	24,436,189	1,684,681,787	13.86%
Engineering	33	13	5	33,197,912	1,344,279,553	11.06%
Miscellaneous	17	3	0	13,493,072	1,148,851,343	9.45%
Textile	36	17	11	42,918,861	1,018,931,021	8.38%
Financial	15	4	3	21,309,649	855,364,974	7.04%
IT Sector	13	2	0	14,263,243	765,024,767	6.29%
Tannery	5	3	0	5,709,259	722,386,643	5.94%
Insurance	42	7	9	10,047,037	696,008,668	5.72%
Fuel&Power	18	5	0	15,031,186	683,998,430	5.63%
Bank	15	12	8	42,954,156	663,461,164	5.46%
Food&Allied	15	8	2	9,316,446	562,311,537	4.62%
Ceramics	6	0	0	13,772,349	507,466,455	4.17%
Real Estate	4	0	0	9,966,281	490,591,239	4.04%
Travel&Leis.	3	1	0	7,982,670	459,423,240	3.78%
Printing	5	1	1	1,595,744	197,964,101	1.63%
Cement	6	1	0	2,337,773	180,901,535	1.49%
Telecom	2	1	0	1,302,618	110,796,959	0.91%
Mutual Funds	9	5	21	7,256,872	58,514,739	0.48%
Jute	1	2	0	17,462	4,903,743	0.04%
Corpo.Bond	2	1	0	25,450	2,309,872	0.02%
Debenture	0	0	0	-	-	0.00%
Total					12,158,171,768	100.00%

Top 10 Gainers (Based on YCP & Close price)					
Instr Code	Close	High	Low	YCP	%CHG
ACIFORMULA	186	186	168.5	169.1	9.9941
NHFIL	49.6	49.6	45.1	45.1	9.9778
SPCERAMICS	37.6	37.6	35.2	34.2	9.9415
NFML	17.7	17.7	16.2	16.1	9.9379
EHL	67.5	67.5	59.7	61.4	9.9349
CVOPRL	198.7	199.9	180	182.2	9.056
APEXTANRY	178	179.4	163.2	164.5	8.2067
UNIONCAP	7.7	7.8	7.1	7.2	6.9444
BDTHAI	19	19.2	18	17.8	6.7416
ADNTEL	77.9	78.6	72.6	73.3	6.2756

Top 10 losers (Based on YCP & Close price)					
Instr Code	Close	High	Low	YCP	%CHG
IMAMBUTTON	56	56.1	56	58.9	-4.92
ICBIBANK	4.2	4.4	4.2	4.4	-4.55
PUBALIBANK	27	26.70	26	27.70	-3.97
GENEXIL	107.6	113.4	106.4	111.5	-3.50
COPPERTECH	41.8	43.7	41.5	43.3	-3.46
NAHEEACP	65.6	69.1	65	67.8	-3.24
MEGHNAPE	27	28	27	27.90	-3.23
IPDC	56.30	59	56	58.00	-2.93
LOVELLO	44	45.70	44	45.50	-2.64
EBL	33	34	33	34.00	-2.35

Top 10 Gainers (Based on Open Price & LTD)					
Instr Code	Open	High	Low	LTP	%CHG
ACIFORMULA	168.5	186	168.5	186	10.3858
NHFIL	45.1	49.6	45.1	49.6	9.9778
APEXTANRY	163.2	179.4	163.2	179.3	9.8652
EHL	61.9	67.5	59.7	67.5	9.0468
CVOPRL	182.3	199.9	180	198.7	8.9962
UNIONCAP	7.2	7.8	7.1	7.8	8.3333
NFML	16.4	17.7	16.2	17.7	7.9268
BDTHAI	18	19.2	18	19	5.5556
ICB	102	110	101.7	107.5	5.3922
SAMORITA	78	82.5	78	82.2	5

Top 10 losers (Based on Open Price & LTD)					
Instr Code	Open	High	Low	LTP	%CHG
SHYAMPSUG	92	92	84	85.8	-6.74
NAHEEACP	69.1	69.1	65	65.6	-5.07
SAVAREFR	244	244	228.5	232.9	-4.55
ICBIBANK	4.4	4.4	4.2	4.2	-4.55
ZEALBANGLA	187	199	179	179	-4.28
GENEXIL	112.3	113.4	106.4	107.6	-4.19
MEGHNAPE	28.1	28.2	27	27	-3.91
COPPERTECH	43.5	43.7	41.5	41.8	-3.91
DULAMIACOT	59.8	59.8	57	57.6	-3.68
FIRSTFIN	5.5	5.5	5.3	5.3	-3.64

Block Trade					
Instr Code	Max Price	Min Price	Trades	Quantity	Value(In Mn)
AAMRANET	41	41	1	25000	1.025
ACIFORMULA	186	180	8	658955	122.515
ADNTEL	78	78	2	1638000	127.764
ADVENT	30.2	30.2	3	50495	1.525
AGNISYSL	23.5	23.5	5	178080	4.185
APEXTANRY	163.5	163.3	2	8000	1.307
BATBC	580.5	580.5	1	5300	3.077
BDLAMPS	300	300	1	50000	15
BEXIMCO	146.8	146.8	2	10650	1.563
COPPERTECH	43	42.5	2	47000	2.01
DSSL	17.8	17.8	1	200000	3.56
FORTUNE	126	126	1	30000	3.78
GENEXIL	121.2	111.3	2	11000	1.284
HRTEX	81	73.5	2	40000	3.165
IFADAUTOS	51.6	51.6	1	22360	1.154
IPDC	56	55.1	3	452000	25.042
KAY&QUE	261	261	1	2064	0.539
KTL	35.5	35.5	7	575000	20.413
LOVELLO	46	46	1	32000	1.472
MTB	18.3	18.3	1	6337400	115.974
NAHEEACP	69	69	1	60000	4.14
NCCBANK	15.8	15	3	4505625	71.162
NPOLYMER	60	60	1	12635	0.758
NTC	730	730	2	2000	1.46
ORIONPHARM	109	107	3	15850	1.718
PDL	12.8	12.8	1	346796	4.439
PRAGATIINS	75	75	1	50000	3.75

Block Trade					
Instr Code	Max Price	Min Price	Trades	Quantity	Value(In Mn)
PRIMEINSUR	86.5	85	3	400000	34.3
PROVATIINS	103	101	7	791435	80.235
PTL	85.2	85.2	1	8250	0.703
REPUBLIC	49.6	49.6	1	300000	14.88
SALVOCHEM	57	56.9	2	66000	3.756
SEAPEARL	51	48.4	3	157000	7.673
SONALIPAPR	910	902.5	5	33200	29.969
SPCERAMICS	35.3	35.3	1	36000	1.271
SUNLIFEINS	43	43	1	378000	16.254
				-----	-----
				83	17536095
					732.821

Price Matrix (09.05.2022)

#	TRADING CODE LTP*	HIGH	LOW	CLOSEP*	YCP*	CHANGE	TRADE	VALUE (mn)	VOLUME	
1	1JANATAMF	6.3	6.4	6.2	6.2	6.3	0.0	147	3.08	490,954
2	1STPRIMFMF	17.7	17.9	17.4	17.7	17.3	0.4	202	3.56	202,586
3	AAMRANET	41.6	42.7	40.9	41.6	40.5	1.1	1,194	50.294	1,209,606
4	AAMRATECH	37.7	38.3	37.3	37.7	37.2	0.5	1,257	67.90	1,804,064
5	ABB1STMF	5.8	5.8	5.6	5.7	5.7	0.1	45	1.61	282,367
6	ABBANK	11.5	11.5	11.3	11.4	11.2	0.3	193	6.03	531,173
7	ACFL	29.2	29.5	28.2	29.2	28.1	1.1	289	6.14	210,850
8	ACI	301.2	304.0	289.6	301.2	290.2	11.0	1,789	103.22	345,631
9	ACIFORMULA	186.0	186.0	168.5	186.0	169.1	16.9	323	294.642	1,707,636
10	ACMELAB	96.2	96.5	91.6	96.2	91.3	4.9	2,242	149.23	1,572,904
11	ACMEPL	33.0	33.7	32.5	33.0	32.5	0.5	1,161	32.06	966,126
12	ACTIVEFINE	22.9	23.5	22.6	22.9	22.8	0.1	1,135	39.24	1,696,987
13	ADNTEL	77.9	78.6	72.6	77.9	73.3	4.6	1,308	97.615	1,286,992
14	ADVENT	28.6	29.0	28.0	28.6	28.5	0.1	680	39.284	1,379,211
15	AFCAGRO	25.9	27.0	25.1	25.9	25.5	0.4	515	21.505	819,704
16	AFTABAUTO	27.5	27.7	27.0	27.4	26.9	0.6	186	3.48	126,896
17	AGNISYSL	24.5	25.1	24.1	24.5	23.9	0.6	957	42.864	1,738,632
18	AGRANINS	48.6	49.2	48.1	48.6	48.2	0.4	224	4.518	92,566
19	AIBL1STIMF	8.6	8.7	8.5	8.6	8.6	0.0	38	1.024	119,567
20	AIL	48.3	48.4	47.3	48.2	47.2	1.1	168	5.82	121,391
21	AL-HAJTEX	104.3	107.4	103.2	104.3	105.0	-0.7	438	20.15	192,592
22	ALARABANK	26.2	26.3	26.1	26.2	26.2	0.0	328	21.74	829,736
23	ALIF	13.6	13.7	13.3	13.6	13.3	0.3	1,083	49.53	3,661,342
24	ALLTEX	26.3	27.3	26.1	26.3	26.3	0.0	850	30.789	1,157,041
25	AMANFEED	42.2	42.5	40.1	42.2	39.8	2.4	1,039	27.255	659,864
26	AMBEEPHA	467.6	479.5	465.2	467.6	469.0	-1.4	203	3.517	7,488
27	AMCL(PRAN)	310.0	312.0	306.5	310.0	306.4	3.6	720	22.05	71,448
28	ANLIMAYARN	37.6	37.9	37.0	37.6	37.2	0.4	71	0.44	11,705
29	ANWARGALV	377.3	380.5	362.3	377.3	366.5	10.8	719	39.00	104,427
30	AOL	40.1	41.8	38.7	40.1	38.8	1.3	682	19.63	491,180
31	APEXFOODS	207.2	215.0	207.0	210.2	209.9	-2.7	461	13.43	63,611
32	APEXFOOT	305.2	306.0	295.6	305.2	295.6	9.6	800	22.247	73,272
33	APEXSPINN	143.5	145.5	139.6	143.5	139.6	3.9	462	11.331	79,045
34	APEXTANRY	179.3	179.4	163.2	178.0	164.5	14.8	1,031	34.929	200,720
35	APOLOISPAT	9.0	9.2	9.0	9.0	8.9	0.1	393	10.77	1,187,541
36	ARAMIT	302.9	307.0	299.1	304.7	300.2	2.7	190	2.32	7,620
37	ARAMITCEM	33.5	33.7	32.5	33.5	32.4	1.1	304	4.524	136,585
38	ARGONDENIM	19.0	19.4	18.8	19.0	18.8	0.2	357	6.303	331,422
39	ASIAINS	69.8	70.8	69.3	69.8	69.6	0.2	881	24.12	344,181
40	ASIAPACINS	57.1	58.7	56.8	57.1	57.8	-0.7	204	4.07	70,808
41	ATCSLGF	10.0	10.2	10.0	10.0	10.1	-0.1	144	5.57	553,904
42	ATLASBANG	108.2	110.5	106.7	108.2	106.3	1.9	144	1.568	14,474
43	AZIZPIPES	101.0	103.1	100.4	100.9	101.3	-0.3	187	3.37	33,202
44	BANGAS	124.7	125.0	121.1	124.7	121.2	3.5	625	14.64	118,058
45	BANKASIA	19.0	19.8	18.4	19.2	18.8	0.2	77	8.573	452,713
46	BARKAPOWER	26.3	26.6	25.7	26.3	26.0	0.3	1,179	46.805	1,779,575
47	BATASHOE	937.5	943.0	935.0	939.5	939.9	-2.4	74	4.924	5,241
48	BATBC	583.8	587.0	581.7	583.8	582.0	1.8	1,954	70.983	121,554
49	BAYLEASING	28.7	29.0	27.9	28.7	27.9	0.8	924	41.057	1,440,034
50	BBS	25.6	26.1	25.4	25.6	25.5	0.1	1,651	101.59	3,942,111

Price Matrix (09.05.2022)

#	TRADING CODE	LTP*	HIGH	LOW	CLOSEP*	YCP*	CHANGE	TRADE	VALUE (mn)	VOLUME
51	BBSCABLES	58.1	58.7	57.5	58.1	57.0	1.1	817	31.64	544,485
52	BDAUTOCA	140.9	141.4	139.3	140.9	138.9	2.0	174	2.776	19,747
53	BDCOM	36.9	38.8	35.9	36.9	35.8	1.1	2,416	139.137	3,721,111
54	BDFINANCE	42.5	43.3	40.1	42.5	40.0	2.5	447	51.145	1,211,394
55	BDLAMPS	308.7	313.4	305.2	308.7	307.6	1.1	882	19.158	61,976
56	BDSERVICE	0.0	0.0	0.0	5.2	5.2 --		0	0	0
57	BDTHAI	19.0	19.2	18.0	19.0	17.8	1.2	680	14.33	757,646
58	BDTHAIFOOD	36.2	36.4	35.1	36.2	35.3	0.9	1,460	18.535	513,193
59	BDWELDING	19.5	20.3	19.5	19.5	19.8	-0.3	216	4.183	212,014
60	BEACHHATCH	39.4	39.9	38.4	39.4	39.0	0.4	317	17.67	454,631
61	BEACONPHAR	253.0	257.7	252.5	253.0	255.0	-2.0	411	12.963	50,955
62	BENGALWTL	23.6	23.7	23.2	23.6	23.2	0.4	246	4.525	192,858
63	BERGERPBL	1,778.5	1,778.7	1,756.5	1,776.2	1,758.3	20.2	90	1.41	795
64	BEXIMCO	146.8	148.8	146.1	146.8	147.8	-1.0	3,852	325.13	2,206,863
65	BGIC	47.1	47.8	46.9	47.1	46.6	0.5	100	2.52	53,260
66	BIFC	7.1	7.3	7.0	7.2	7.0	0.1	40	0.27	36,990
67	BNICL	88.1	89.6	86.6	88.1	88.0	0.1	170	2.71	30,959
68	BPML	58.5	59.2	55.6	58.5	55.6	2.9	1,184	53.13	918,952
69	BPPL	35.2	36.3	35.1	35.2	35.3	-0.1	1,503	43.72	1,230,491
70	BRACBANK	45.5	46.0	45.4	45.5	45.8	-0.3	316	16.82	368,908
71	BSC	121.3	123.8	120.3	121.3	121.5	-0.2	2,510	219.52	1,795,554
72	BSCCL	223.0	223.9	218.6	223.0	218.0	5.0	463	30.20	136,331
73	BSRMLTD	107.6	108.5	107.1	107.6	107.4	0.2	315	12.362	114,938
74	BSRMSTEEL	75.8	76.4	75.3	75.8	75.9	-0.1	253	36.327	478,699
75	BXPHARMA	167.3	169.0	166.5	167.3	167.4	-0.1	745	31.119	186,002
76	BXSYNTH	0.0	0.0	0.0	8.4	8.4 --		0	0	0
77	CAPMBDBLMF	10.2	10.3	10.0	10.2	9.9	0.3	72	0.84	83,284
78	CAPMIBLMF	14.3	14.4	14.1	14.3	14.3	0.0	109	2.448	171,847
79	CENTRALINS	49.5	49.8	48.8	49.5	49.0	0.5	134	3.229	65,407
80	CENTRALPHL	14.5	14.6	14.3	14.5	14.3	0.2	430	11.011	760,971
81	CITYBANK	24.2	24.5	24.0	24.2	24.2	0.0	587	17.996	745,483
82	CITYGENINS	31.9	32.5	31.8	31.9	32.2	-0.3	243	4.387	137,051
83	CNATEX	10.0	10.1	9.8	10.0	9.8	0.2	131	6.807	683,885
84	CONFIDCEM	114.9	115.4	113.7	114.9	114.4	0.5	389	9.412	82,399
85	CONTININS	39.4	40.7	38.9	39.4	39.0	0.4	163	3.749	94,563
86	COPPERTECH	41.8	43.7	41.5	41.8	43.3	-1.5	1,567	104.834	2,480,667
87	CROWNCEMNT	65.8	68.0	65.3	65.8	65.6	0.2	39	1.128	17,132
88	CRYSTALINS	41.3	42.5	41.1	41.3	41.1	0.2	150	3.129	75,529
89	CVOPRL	198.7	199.9	180.0	198.7	182.2	16.5	2,111	66.29	345,825
90	DACCADYE	19.8	20.1	19.5	19.8	19.6	0.2	663	23.95	1,209,282
91	DAFODILCOM	70.7	71.1	70.5	70.7	70.4	0.3	11	0.309	4,366
92	DBH	67.3	67.6	65.9	67.3	66.2	1.1	300	7.252	108,618
93	DBH1STMF	7.3	7.4	7.3	7.3	7.3	0.0	21	0.81	111,107
94	DELTALIFE	139.7	142.4	137.5	139.7	138.6	1.1	884	31.182	222,798
95	DELTASPINN	9.3	9.3	9.0	9.2	8.9	0.4	283	8.896	975,327
96	DESCO	37.2	37.2	36.6	37.0	36.9	0.3	93	1.514	40,925
97	DESHBANDHU	20.4	20.6	20.0	20.4	20.1	0.3	433	12.814	630,459
98	DGIC	33.0	33.5	32.8	33.0	32.6	0.4	103	2.341	70,833
99	DHAKABANK	14.4	14.6	14.4	14.4	14.5	-0.1	175	11.928	824,320
100	DHAKAINS	63.9	65.5	63.9	64.0	63.7	0.2	105	1.608	24,941

Price Matrix (09.05.2022)

#	TRADING CODE	LTP*	HIGH	LOW	CLOSEP*	YCP*	CHANGE	TRADE	VALUE (mn)	VOLUME
101	DOMINAGE	23.0	23.1	22.6	23.0	22.5	0.5	265	5.3	230,908
102	DOREENPWR	83.6	84.5	82.0	83.6	82.8	0.8	1,857	120.81	1,449,073
103	DSHGARME	162.2	162.5	157.3	161.5	157.2	5.0	352	5.918	36,809
104	DSSL	18.5	18.9	18.4	18.5	18.4	0.1	1,335	63.267	3,400,225
105	DULAMIACOT	57.6	59.8	57.0	57.6	56.5	1.1	15	0.059	1,023
106	DUTCHBANGL	68.0	68.5	66.8	68.0	67.0	1.0	423	18.159	269,329
107	EASTERNINS	71.3	72.2	70.3	71.3	70.9	0.4	454	11.788	166,011
108	EASTLAND	34.2	34.2	33.6	34.2	33.7	0.5	194	4.217	124,083
109	EASTRNLU8	1,787.1	1,810.0	1,755.0	1,787.1	1,752.5	34.6	471	4.513	2,518
110	EBL	33.5	34.0	33.0	33.2	34.0	-0.5	431	14.75	440,241
111	EBL1STMF	7.5	7.5	7.4	7.4	7.5	0.0	9	0.177	23,763
112	EBLNRBMF	6.6	6.7	6.5	6.6	6.5	0.1	127	4.568	696,063
113	ECABLES	136.0	138.0	136.0	136.5	136.7	-0.7	75	0.937	6,837
114	EGEN	49.2	49.9	48.9	49.3	48.9	0.3	202	4.597	93,178
115	EHL	67.5	67.5	59.7	67.5	61.4	6.1	2,572	293.35	4,508,232
116	EIL	29.7	29.9	29.5	29.7	29.7	0.0	221	4.274	143,758
117	EMERALDOIL	35.7	36.8	35.0	35.7	36.2	-0.5	329	5.57	153,923
118	ENVOYTEX	44.0	44.9	43.0	43.8	44.2	-0.2	156	3.456	78,641
119	EPGL	40.2	40.3	38.2	40.2	38.0	2.2	760	21.16	534,769
120	ESQUIRENIT	36.2	37.0	36.0	36.2	36.6	-0.4	268	18.78	516,233
121	ETL	10.2	10.3	10.1	10.2	10.1	0.1	166	3.31	324,421
122	EXIM1STMF	6.3	6.3	6.2	6.3	6.2	0.1	108	1.86	296,085
123	EXIMBANK	12.3	12.4	12.3	12.3	12.3	0.0	176	9.85	796,163
124	FAMILYTEX	4.3	4.4	4.3	4.3	4.3	0.0	247	3.969	917,870
125	FARCHEM	12.1	12.4	11.5	12.1	11.4	0.7	575	11.24	933,909
126	FAREASTFIN	5.3	5.4	5.2	5.3	5.3	0.0	18	0.07	12,598
127	FAREASTLIF	90.8	92.8	89.3	90.8	88.3	2.5	1,335	58.778	642,429
128	FASFIN	5.2	5.3	5.1	5.2	5.2	0.0	225	5.348	1,034,373
129	FBFIF	5.4	5.4	5.3	5.4	5.4	0.0	152	2.62	487,721
130	FEDERALINS	30.0	31.0	29.5	30.0	29.9	0.1	199	4.334	144,628
131	FEKDIL	18.8	19.2	18.7	18.8	18.8	0.0	549	17.857	942,813
132	FINEFOODS	45.4	45.9	45.1	45.4	45.5	-0.1	278	5.217	114,654
133	FIRSTFIN	5.3	5.5	5.3	5.4	5.3	0.0	13	0.089	16,641
134	FIRSTSBANK	11.8	11.8	11.7	11.8	11.7	0.1	496	27.765	2,362,917
135	FORTUNE	120.5	124.1	119.8	120.5	122.1	-1.6	2,412	644.445	5,224,614
136	FUWANGCER	17.2	17.5	16.9	17.2	16.8	0.4	906	29.96	1,740,389
137	FUWANGFOOD	21.8	22.4	21.6	21.8	21.8	0.0	1,119	59.943	2,728,658
138	GBBPOWER	26.3	26.7	26.2	26.3	26.2	0.1	1,281	48.513	1,837,589
139	GEMINISEA	385.5	391.8	379.0	385.5	382.1	3.4	1,883	51.613	134,044
140	GENEXIL	107.6	113.4	106.4	107.6	111.5	-3.9	3,352	201.427	1,836,644
141	GENNEXT	6.6	6.7	6.5	6.6	6.6	0.0	226	8.838	1,333,032
142	GHAIL	18.3	18.5	18.0	18.3	18.1	0.2	436	12.649	694,108
143	GHCL	32.7	32.7	31.8	32.7	32.1	0.6	87	0.535	16,615
144	GLOBALINS	42.6	43.4	41.8	42.6	41.9	0.7	297	6.609	155,320
145	GOLDENSON	17.8	18.0	17.2	17.8	17.4	0.4	719	23.98	1,363,859
146	GP	318.9	321.8	318.5	318.9	320.9	-2.0	1,092	48.024	150,095
147	GPHISPAT	58.1	59.3	57.5	58.1	58.8	-0.7	2,549	174.449	3,002,410
148	GQBALLPEN	109.3	112.4	108.2	109.6	107.1	2.2	365	5.90	53,462
149	GRAMEENS2	16.1	16.1	16.0	16.0	16.0	0.1	52	2.91	181,868
150	GREENDELMF	7.4	7.5	7.3	7.4	7.3	0.1	42	1.21	164,131

Price Matrix (09.05.2022)

#	TRADING CODE	LTP*	HIGH	LOW	CLOSEP*	YCP*	CHANGE	TRADE	VALUE (mn)	VOLUME
151	GREENDEL	78.8	80.0	78.5	78.8	78.4	0.4	191	7.337	92,716
152	GSPFINANCE	28.5	29.1	28.3	28.5	28.6	-0.1	606	44.85	1,565,314
153	HAKKANIPUL	59.1	59.4	57.7	59.1	57.5	1.6	382	5.69	96,783
154	HEIDELBCEM	250.0	250.0	247.0	249.7	248.1	1.9	186	5.56	22,297
155	HFL	22.0	22.5	21.7	22.0	22.0	0.0	599	19.372	873,869
156	HRTEX	77.4	77.9	76.5	77.4	77.1	0.3	364	19.987	259,152
157	HWAWELLTEX	47.1	47.3	45.8	47.2	46.0	1.1	90	4.195	89,488
158	IBNSINA	294.6	296.0	292.1	294.6	294.1	0.5	73	4.39	14,916
159	IBP	18.3	18.6	18.2	18.3	18.1	0.2	349	9.893	539,635
160	ICB	107.5	110.0	101.7	107.5	101.4	6.1	488	14.577	139,101
161	ICB3RDNRB	7.1	7.1	6.9	6.9	7.0	0.1	27	0.543	78,111
162	ICBAGRANI1	9.0	9.0	9.0	9.0	9.0	0.0	41	0.712	79,122
163	ICBAMCL2ND	9.0	9.0	8.7	8.9	8.8	0.2	64	1.555	176,029
164	ICBEPMF1S1	7.5	7.5	7.3	7.4	7.4	0.1	21	0.21	28,501
165	ICBIBANK	4.2	4.4	4.2	4.2	4.4	-0.2	369	6.634	1,560,947
166	ICBSONALI1	8.5	8.5	8.4	8.4	8.4	0.1	16	0.108	12,879
167	IDLC	53.7	54.0	53.0	53.7	53.2	0.5	279	8.957	167,150
168	IFADAUTOS	54.3	56.3	53.1	54.3	54.3	0.0	2,492	170.084	3,114,658
169	IFIC	13.0	13.1	12.8	13.0	12.8	0.2	559	31.068	2,400,844
170	IFIC1STMF	5.7	5.7	5.6	5.6	5.6	0.1	45	1.748	312,030
171	IFILISLMF1	6.6	6.7	6.5	6.6	6.6	0.0	8	0.036	5,495
172	ILFSL	5.7	5.7	5.5	5.7	5.6	0.1	67	1.165	206,793
173	IMAMBUTTON	56.0	56.1	56.0	56.0	58.9	-2.9	86	2.553	45,579
174	INDEXAGRO	108.6	109.4	106.8	108.6	106.3	2.3	353	9.732	89,947
175	INTECH	30.0	30.6	29.8	30.0	29.9	0.1	198	4.17	138,174
176	INTRACO	22.3	22.6	21.6	22.3	21.5	0.8	1,415	82.021	3,694,304
177	IPDC	56.3	59.1	55.7	56.3	58.0	-1.7	2,202	482.994	8,394,879
178	ISLAMIBANK	32.8	33.0	32.5	33.0	32.6	0.2	236	23.575	718,955
179	ISLAMICFIN	23.6	23.8	22.6	23.6	22.7	0.9	1,121	39.01	1,670,488
180	ISLAMIINS	50.6	51.2	50.0	50.6	49.9	0.7	192	4.56	89,837
181	ISNLTD	46.4	46.9	45.1	46.4	45.8	0.6	341	7.795	168,871
182	ITC	35.6	36.5	35.2	35.7	34.9	0.7	467	14.656	409,525
183	JAMUNABANK	21.3	21.5	21.2	21.4	21.3	0.0	128	3.346	156,587
184	JAMUNAOIL	167.0	168.0	166.3	167.0	167.1	-0.1	93	7.117	42,536
185	JANATAINS	39.6	40.3	39.0	39.6	39.5	0.1	64	0.824	20,896
186	JHRML	94.7	97.0	87.4	94.7	92.0	2.7	14,676	484.505	5,322,066
187	JMISMDL	328.3	332.6	324.2	328.3	323.8	4.5	144	3.198	9,741
188	JUTESPINN	132.2	135.0	131.0	132.2	134.5	-2.3	39	0.513	3,865
189	KARNAPHULI	36.3	36.9	36.0	36.3	36.3	0.0	160	4.44	121,670
190	KAY&QUE	264.1	269.0	260.5	264.1	262.8	1.3	263	5.47	20,603
191	KBPPWBIL	12.5	12.6	12.1	12.5	12.0	0.5	310	5.163	418,065
192	KDSALTD	59.6	60.8	57.7	60.1	58.4	1.2	1,326	63.922	1,074,308
193	KEYACOSMET	7.5	7.7	7.4	7.5	7.5	0.0	524	31.697	4,201,688
194	KOHINOOR	402.4	408.0	401.6	403.1	404.7	-2.3	178	2.707	6,676
195	KPCL	31.3	31.5	30.3	31.3	30.5	0.8	528	13.96	451,738
196	KPPL	9.3	9.4	9.1	9.3	9.3	0.0	182	3.091	335,063
197	KTL	35.1	35.8	34.9	35.7	35.9	-0.8	556	83.621	2,347,524
198	LANKABAFIN	0.0	0.0	0.0	31.5	31.5	--	0	0	0
199	LEGACYFOOT	60.8	61.0	58.3	60.8	58.1	2.7	472	7.10	118,079
200	LHBL	77.3	78.2	77.1	77.3	77.6	-0.3	2,971	156.73	2,021,073

Price Matrix (09.05.2022)

#	TRADING CODE	LTP*	HIGH	LOW	CLOSEP*	YCP*	CHANGE	TRADE	VALUE (mn)	VOLUME
201	LIBRAINFU	892.3	894.9	876.0	892.3	871.8	20.5	252	3.409	3,835
202	LINDEBD	1,469.8	1,482.0	1,452.0	1,469.8	1,456.2	13.6	317	9.106	6,213
203	LOVELLO	44.3	45.7	43.8	44.3	45.5	-1.2	2,271	126.794	2,838,190
204	LRBDL	36.3	36.6	34.7	36.3	34.5	1.8	666	11.814	329,673
205	LRGLOBMF1	6.7	6.8	6.7	6.7	6.7	0.0	46	2.157	321,640
206	MAKSONSPIN	25.4	26.1	25.3	25.4	25.3	0.1	1,164	72.511	2,831,348
207	MALEKSPIN	29.5	30.3	29.3	29.5	29.4	0.1	970	55.318	1,866,678
208	MARICO	2,368.1	2,378.0	2,365.2	2,375.1	2,366.7	1.4	114	4.986	2,099
209	MATINSPINN	71.7	72.7	71.1	71.7	72.3	-0.6	668	26.55	369,772
210	MBL1STMF	8.0	8.1	7.9	8.0	8.0	0.0	42	0.638	79,792
211	MEGCONMILK	21.0	21.5	20.9	21.0	21.0	0.0	138	1.948	91,883
212	MEGHNACEM	73.2	73.7	72.4	73.1	72.3	0.9	67	1.563	21,379
213	MEGHNALIFE	73.0	74.4	72.1	73.2	73.0	0.0	191	6.24	84,892
214	MEGHNAPET	27.0	28.2	27.0	27.0	27.9	-0.9	114	1.648	59,833
215	MERCANBANK	15.2	15.4	14.9	15.2	15.2	0.0	486	18.306	1,212,900
216	MERCINS	40.9	42.0	40.8	40.9	41.0	-0.1	61	2.191	53,541
217	METROSPIN	21.9	22.5	21.8	21.9	22.1	-0.2	323	7.556	341,561
218	MHSML	35.0	35.7	34.8	35.0	35.4	-0.4	414	17.121	486,711
219	MIDASFIN	14.2	14.5	14.0	14.2	14.0	0.2	101	1.506	105,803
220	MIRACLEIND	28.1	28.7	27.7	28.0	27.7	0.4	447	12.488	443,883
221	MIRAKHTER	60.5	60.9	58.0	60.5	58.9	1.6	443	8.918	149,495
222	MITHUNKNIT	16.0	16.4	15.7	15.9	15.4	0.6	50	0.818	50,929
223	MJLBD	94.4	95.0	90.1	94.4	92.7	1.7	513	23.433	249,731
224	MLDYEING	22.9	23.0	22.2	22.9	22.4	0.5	289	5.375	236,644
225	MONNOAGML	517.0	518.0	512.0	517.0	509.2	7.8	134	1.836	3,564
226	MONNOCERA	107.9	108.9	103.6	107.9	103.4	4.5	497	10.583	99,530
227	MONNOFABR	22.9	23.5	22.7	22.9	22.6	0.3	425	8.894	384,284
228	MONOSPOOL	233.0	236.0	228.1	233.0	229.5	3.5	502	9.781	42,074
229	MPETROLEUM	200.0	202.0	199.4	200.5	200.8	-0.8	181	9.621	47,827
230	MTB	19.2	19.3	19.1	19.2	19.2	0.0	48	1.746	90,912
231	NAHEEACP	65.6	69.1	65.0	65.6	67.8	-2.2	1,193	53.296	796,631
232	NATLIFEINS	199.0	199.9	196.2	197.2	196.0	3.0	65	1.087	5,520
233	NAVANACNG	29.1	29.6	28.9	29.2	29.0	0.1	110	1.077	36,777
234	NBL	7.3	7.4	7.2	7.3	7.3	0.0	569	38.44	5,270,706
235	NCCBANK	15.7	15.8	15.6	15.7	15.7	0.0	163	14.943	952,826
236	NCCBLMF1	7.1	7.1	7.1	7.1	7.0	0.1	19	0.297	41,875
237	NEWLINE	46.1	47.3	46.0	47.1	46.9	-0.8	33	2.31	49,026
238	NFML	17.7	17.7	16.2	17.7	16.1	1.6	680	10.385	601,558
239	NHFIL	49.6	49.6	45.1	49.6	45.1	4.5	1,770	96.56	2,006,633
240	NITOLINS	49.0	50.0	48.9	49.0	49.0	0.0	91	2.151	43,810
241	NLI1STMF	0.0	0.0	0.0	14.4	14.4	--	0	0	0
242	NORTHERN	249.1	249.1	242.5	248.0	245.5	3.6	115	2.115	8,543
243	NORTHRNINS	51.5	51.5	50.6	51.5	51.0	0.5	114	3.231	62,946
244	NPOLYMER	57.0	58.2	56.3	57.0	57.0	0.0	1,060	51.53	899,951
245	NRBCBANK	24.1	24.3	23.8	24.1	23.9	0.2	600	21.969	918,070
246	NTC	777.2	814.0	769.5	777.2	766.4	10.8	701	19.954	25,182
247	NLTUBES	83.0	84.0	81.7	83.2	81.7	1.3	349	5.981	72,056
248	NURANI	7.1	7.1	6.9	7.1	6.8	0.3	143	1.934	276,098
249	OAL	11.9	12.0	11.3	11.9	11.3	0.6	523	11.913	1,016,511
250	OIMEX	19.0	19.2	18.5	18.9	18.5	0.5	261	4.531	239,065

Price Matrix (09.05.2022)

#	TRADING CODE	LTP*	HIGH	LOW	CLOSEP*	YCP*	CHANGE	TRADE	VALUE (mn)	VOLUME
251	OLYMPIC	132.5	133.2	130.0	132.5	130.7	1.8	1,183	54.285	410,869
252	ONEBANKLTD	11.7	11.8	11.5	11.6	11.7	0.0	535	24.134	2,075,300
253	ORIONINFU	86.4	86.8	83.9	86.4	84.1	2.3	921	30.427	356,333
254	ORIONPHARM	102.2	103.0	100.8	102.2	101.0	1.2	2,136	447.986	4,377,733
255	PADMALIFE	47.7	47.9	47.2	47.7	47.7	0.0	89	3.368	70,891
256	PADMAOIL	209.4	210.3	203.0	209.4	211.6	-2.2	99	3.36	16,199
257	PAPERPROC	242.8	244.0	237.0	242.8	238.2	4.6	1,124	22.094	91,685
258	PARAMOUNT	54.4	55.5	53.5	53.9	54.4	0.0	206	4.226	78,182
259	PDL	12.2	12.5	12.1	12.2	12.1	0.1	563	17.984	1,460,936
260	PENINSULA	37.9	38.5	36.7	37.9	37.6	0.3	1,755	101.513	2,694,013
261	PEOPLESINS	53.4	54.8	52.4	53.4	53.4	0.0	501	14.19	266,263
262	PF1STMF	11.2	11.3	10.8	11.2	10.9	0.3	163	5.307	480,965
263	PHARMAID	837.0	856.0	836.0	837.7	847.2	-10.2	610	20.77	24,672
264	PHENIXINS	48.7	49.2	47.3	48.4	47.3	1.4	99	2.035	42,391
265	PHOENIXFIN	20.4	20.7	20.0	20.4	20.1	0.3	163	6.04	295,676
266	PHPMF1	5.5	5.6	5.4	5.5	5.5	0.0	142	3.3	600,092
267	PIONEERINS	101.6	102.9	101.1	101.6	100.9	0.7	199	4.517	44,399
268	PLFSL	0.0	0.0	0.0	3.0	3.0	--	0	0	0
269	POPULAR1MF	5.4	5.5	5.4	5.4	5.4	0.0	32	0.452	83,559
270	POPULARLIF	73.1	73.5	71.8	73.1	71.6	1.5	160	3.614	49,616
271	POWERGRID	62.0	62.5	61.4	62.0	61.5	0.5	898	44.001	709,082
272	PRAGATIINS	78.9	79.5	75.4	78.9	77.1	1.8	547	17.505	222,832
273	PRAGATILIF	83.9	84.4	82.5	83.9	81.6	2.3	99	1.959	23,473
274	PREMIERBAN	13.8	13.9	13.7	13.8	13.7	0.1	299	16.322	1,182,738
275	PREMIERCEM	53.9	54.0	53.2	53.5	53.2	0.7	134	1.979	36,908
276	PREMIERLEA	6.8	6.9	6.8	6.8	6.8	0.0	74	1.524	223,121
277	PRIME1ICBA	7.4	7.5	7.4	7.4	7.5	-0.1	4	0.078	10,532
278	PRIMEBANK	20.1	20.5	20.0	20.1	20.3	-0.2	162	10.505	520,969
279	PRIMEFIN	12.1	12.2	11.8	12.1	11.8	0.3	342	16.576	1,377,249
280	PRIMEINSUR	84.3	86.4	83.0	84.3	84.1	0.2	164	20.436	240,900
281	PRIMELIFE	63.1	63.5	60.8	62.5	61.1	2.0	264	6.795	108,773
282	PRIMETEX	27.2	27.5	26.7	27.2	26.6	0.6	525	19.411	716,324
283	PROGRESLIF	88.4	90.5	88.4	88.9	89.1	-0.7	73	2.568	28,772
284	PROVATIINS	96.1	99.9	94.6	96.1	94.2	1.9	3,376	153.848	1,578,070
285	PTL	81.5	83.8	81.0	81.5	82.8	-1.3	802	33.98	415,637
286	PUBALIBANK	26.7	26.7	26.4	26.6	27.7	-1.0	74	1.376	52,040
287	PURABIGEN	32.6	32.6	32.0	32.4	32.3	0.3	206	3.993	123,607
288	QUASEMIND	60.9	62.9	59.5	60.9	60.1	0.8	1,754	87.86	1,441,081
289	QUEENSOUTH	24.7	25.3	24.6	24.7	24.9	-0.2	1,279	46.425	1,865,306
290	RAHIMAFood	282.3	286.7	278.0	282.3	281.0	1.3	656	17.99	63,524
291	RAHIMTEXT	234.2	236.5	233.3	234.5	234.4	-0.2	47	0.682	2,909
292	RAKCEMATIC	47.6	47.8	45.6	47.6	45.1	2.5	2,123	108.083	2,302,217
293	RANFOUNDRY	198.7	201.4	196.0	198.7	195.8	2.9	401	11.173	56,289
294	RDFOOD	57.7	58.0	56.5	57.7	57.4	0.3	383	31.968	559,259
295	RECKITTEN	5,032.4	5,070.0	5,011.2	5,032.4	5,037.4	-5.0	114	3.141	622
296	REGENTTEX	9.5	9.6	9.4	9.5	9.3	0.2	115	1.282	135,085
297	RELIANCE1	11.1	11.3	11.1	11.1	11.1	0.0	40	2.078	187,030
298	RELIANCINS	69.0	69.0	67.9	68.3	67.5	1.5	25	0.363	5,310
299	RENATA	1,360.6	1,365.0	1,359.1	1,360.6	1,359.8	0.8	300	26.931	19,791
300	RENWICKJA	934.0	940.0	932.3	932.7	932.9	1.1	91	1.486	1,590

Price Matrix (09.05.2022)

#	TRADING CODE	LTP*	HIGH	LOW	CLOSEP*	YCP*	CHANGE	TRADE	VALUE (mn)	VOLUME
301	REPUBLIC	45.1	45.8	44.9	45.1	45.1	0.0	149	6.321	139,970
302	RINGSHINE	9.1	9.3	9.1	9.1	9.1	0.0	354	9.157	1,001,649
303	RNSPIN	6.9	6.9	6.7	6.9	6.8	0.1	125	2.034	297,094
304	ROBI	32.1	32.4	31.5	32.1	31.7	0.4	1,452	32.578	1,016,192
305	RSRMSTEEL	18.5	18.5	18.1	18.3	18.3	0.2	243	5.594	305,731
306	RUNNERAUTO	56.5	56.8	53.4	56.5	54.2	2.3	602	14.222	257,190
307	RUPALIBANK	27.5	27.5	27.2	27.3	27.2	0.3	81	1.287	47,115
308	RUPALIINS	32.9	33.7	32.6	32.9	32.9	0.0	354	6.812	206,248
309	RUPALILIFE	71.9	72.4	69.6	71.9	69.2	2.7	327	10.332	145,291
310	SAFKOSPINN	23.0	23.7	22.8	23.0	23.0	0.0	313	6.527	281,894
311	SAIFPOWER	37.0	37.3	36.2	37.0	36.7	0.3	1,761	110.363	2,998,916
312	SAIHAMCOT	17.2	17.7	17.1	17.2	17.5	-0.3	457	16.213	937,771
313	SAIHAMTEX	23.4	23.6	23.2	23.4	23.1	0.3	606	21.244	909,405
314	SALAMCRST	26.4	26.5	25.2	26.4	25.2	1.2	363	11.547	445,012
315	SALVOCHEM	58.7	59.0	56.8	58.7	57.6	1.1	1,148	82.082	1,420,336
316	SAMATALETH	74.5	74.7	72.5	74.5	72.4	2.1	319	3.659	49,333
317	SAMORITA	82.2	82.5	78.0	82.2	77.8	4.4	654	11.278	138,934
318	SANDHANINS	32.6	33.2	31.9	32.7	31.8	0.8	159	4.747	146,197
319	SAPORTL	32.6	33.5	31.7	32.6	32.5	0.1	1,450	75.602	2,320,199
320	SAVAREFR	232.9	244.0	228.5	232.9	231.9	1.0	30	0.249	1,058
321	SBACBANK	12.8	12.8	12.5	12.6	12.7	0.1	531	5.594	443,552
322	SEAPEARL	47.4	48.1	47.0	47.4	47.8	-0.4	698	42.269	891,121
323	SEMLFBSLGF	8.6	8.8	8.6	8.6	8.6	0.0	92	2.445	283,930
324	SEMLIBLSF	8.9	9.1	8.8	8.9	8.9	0.0	48	0.408	45,950
325	SEMILLECMF	10.1	10.3	10.0	10.1	10.1	0.0	84	1.595	157,907
326	SHAHJABANK	20.6	20.7	20.1	20.6	20.1	0.5	59	1.033	50,631
327	SHASHADNIM	29.9	30.1	29.2	29.9	29.9	0.0	544	28.633	960,843
328	SHEPHERD	29.0	29.6	28.6	29.0	28.6	0.4	377	16.048	555,671
329	SHURWID	21.0	21.1	20.7	21.0	20.8	0.2	380	16.142	771,740
330	SHYAMPSUG	85.8	92.0	84.0	85.8	87.1	-1.3	281	1.852	20,924
331	SIBL	14.1	14.2	14.1	14.1	14.2	-0.1	103	2.45	173,391
332	SILCOPHL	26.7	26.8	26.2	26.7	26.3	0.4	287	9.357	352,005
333	SILVAPHL	22.6	22.9	22.1	22.6	22.6	0.0	652	28.661	1,275,011
334	SIMTEX	17.8	18.0	17.6	17.8	17.9	-0.1	387	12.31	690,072
335	SINGERBD	168.1	169.0	167.4	168.1	168.1	0.0	189	18.318	108,872
336	SINOBANGLA	53.4	53.7	52.0	53.4	52.8	0.6	294	8.372	157,249
337	SKICL	55.9	56.5	54.5	55.9	54.5	1.4	1,160	13.405	239,690
338	SKTRIMS	28.2	28.6	28.0	28.2	27.9	0.3	280	6.445	228,038
339	SONALIANS	448.1	457.3	446.0	448.1	450.5	-2.4	246	2.276	5,054
340	SONALILIFE	57.3	58.0	55.3	57.3	55.9	1.4	637	14.052	245,421
341	SONALIPAPR	948.4	965.8	937.0	948.4	947.7	0.7	1,292	74.208	77,987
342	SONARBAINS	55.9	57.1	55.6	55.9	55.9	0.0	267	4.781	85,158
343	SONARGAON	29.0	29.6	28.7	29.0	29.1	-0.1	478	14.042	483,167
344	SOUTHEASTB	14.2	14.4	14.2	14.2	14.2	0.0	190	11.26	788,425
345	SPCERAMICS	37.6	37.6	35.2	37.6	34.2	3.4	5,035	355.313	9,578,242
346	SPCL	86.2	86.7	84.9	86.2	84.9	1.3	1,341	56.298	656,111
347	SQUARETEXT	68.8	70.5	68.7	68.8	69.2	-0.4	799	46.369	669,308
348	SQURPHARMA	224.1	224.5	222.9	224.1	223.2	0.9	1,249	84.162	376,771
349	SSSTEEL	18.3	18.6	18.1	18.3	18.3	0.0	1,009	34.429	1,880,399
350	STANCERAM	142.1	142.6	138.9	142.1	138.9	3.2	143	2.257	15,971

Price Matrix (09.05.2022)										
#	TRADING CODE	LTP*	HIGH	LOW	CLOSEP*	YCP*	CHANGE	TRADE	VALUE (mn)	VOLUME
351	STANDARINS	57.9	58.2	57.0	57.9	57.4	0.5	178	6.53	113,340
352	STANDBANKL	9.2	9.3	9.1	9.2	9.1	0.1	170	6.416	700,743
353	STYLECRAFT	113.8	114.2	110.1	113.8	112.4	1.4	355	3.406	30,120
354	SUMITPOWER	38.7	39.0	38.4	38.7	38.6	0.1	346	11.231	290,747
355	SUNLIFEINS	44.1	44.4	42.4	44.1	43.0	1.1	610	13.468	305,774
356	TAKAFULINS	59.4	60.9	59.0	59.4	60.2	-0.8	223	4.504	75,566
357	TALLUSPIN	10.8	10.9	10.5	10.8	10.4	0.4	235	2.884	269,483
358	TAMIJTEX	239.4	243.7	237.3	239.4	239.6	-0.2	356	6.076	25,370
359	TITASGAS	39.8	40.0	39.3	39.8	39.2	0.6	670	22.418	564,713
360	TOSRIFA	20.8	21.3	20.7	20.8	20.6	0.2	601	20.335	968,250
361	TRUSTB1MF	5.9	6.0	5.9	5.9	5.9	0.0	50	1.826	308,651
362	TRUSTBANK	36.0	36.1	35.8	36.0	35.8	0.2	187	26.795	744,420
363	TUNGHAI	5.8	5.8	5.6	5.7	5.7	0.1	53	0.704	123,102
364	UCB	14.2	14.5	14.2	14.2	14.5	-0.3	84	1.339	94,194
365	UNILEVERCL	2,887.8	2,900.0	2,880.0	2,887.8	2,927.0	-39.2	30	0.427	148
366	UNIONBANK	11.8	11.8	11.7	11.8	11.7	0.1	2,661	47.583	4,055,618
367	UNIONCAP	7.8	7.8	7.1	7.7	7.2	0.6	208	2.905	393,713
368	UNIONINS	40.9	41.4	40.6	40.9	40.4	0.5	1,793	12.221	298,810
369	UNIQUEHRL	73.7	74.9	70.7	73.7	73.1	0.6	4,675	307.968	4,240,536
370	UNITEDFIN	17.4	17.5	17.0	17.4	16.8	0.6	300	7.304	421,656
371	UNITEDINS	49.0	49.8	48.5	48.9	48.3	0.7	26	0.377	7,705
372	UPGDCL	258.9	259.8	256.3	258.2	257.8	1.1	246	12.474	48,353
373	USMANIAGL	62.2	62.8	61.9	62.3	61.5	0.7	83	0.911	14,642
374	UTTARABANK	23.6	24.0	23.6	23.6	23.8	-0.2	320	6.596	278,265
375	UTTARAFIN	38.9	38.9	37.1	38.6	38.9	0.0	66	1.126	29,425
376	VAMLBDMF1	7.6	7.7	7.5	7.6	7.6	0.0	20	0.464	61,152
377	VAMLRBBF	7.5	7.5	7.3	7.5	7.4	0.1	27	0.271	36,383
378	VFSTD	24.4	24.9	24.3	24.4	24.6	-0.2	534	25.642	1,043,352
379	WALTONHIL	1,172.0	1,183.0	1,165.0	1,170.1	1,170.2	1.8	321	13.041	11,142
380	WATACHEM	247.7	253.5	245.2	247.7	246.0	1.7	263	5.657	22,616
381	WMSHIPYARD	12.0	12.2	11.8	12.0	11.7	0.3	449	6.564	546,356
382	YPL	24.0	24.8	23.8	24.0	24.2	-0.2	1,276	77.043	3,175,597
383	ZAHEENSPIN	11.1	11.3	11.0	11.1	11.1	0.0	268	11.97	1,080,194
384	ZAHINTEX	8.2	8.3	8.2	8.2	8.2	0.0	56	0.865	105,228
385	ZEALBANGLA	179.0	199.0	179.0	182.3	181.5	-2.5	258	6.001	31,108

Sources: <https://www.dsebd.org/>

UFCML Research Team

Contact:

Rishad Reza Nur

Analyst

Mob: 01715551555

Email: rishad_reza@outlook.com

UTTARA FINANCE CAPITAL MANAGEMENT LIMITED

Jibon Bima Tower (6th Floor)

10 Dilkusha C/A

Dhaka-1000, Bangladesh.